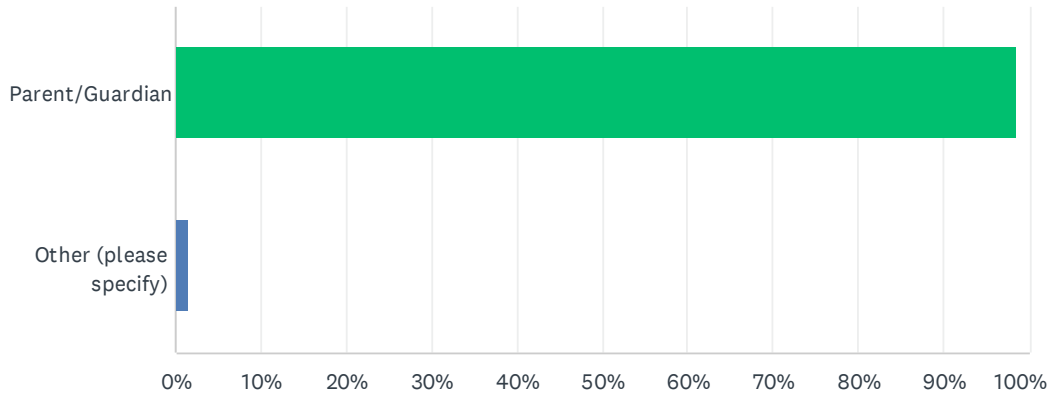


Q1 What is your relation to Rosary Academy?

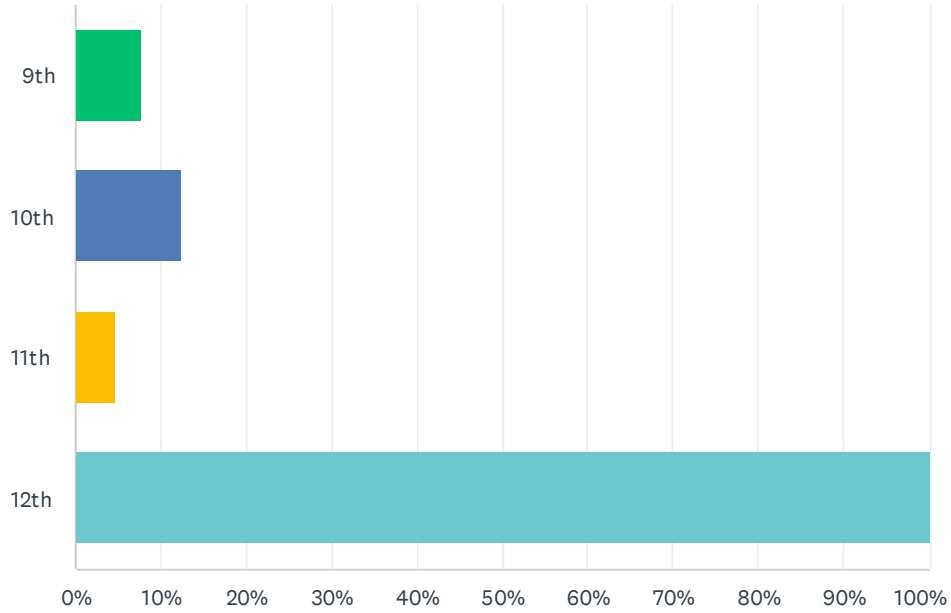
Answered: 65 Skipped: 0



ANSWER CHOICES	RESPONSES	
Parent/Guardian	98.46%	64
Other (please specify)	1.54%	1
TOTAL		65

Q2 Please identify the current grade of your student(s) in Rosary Academy.

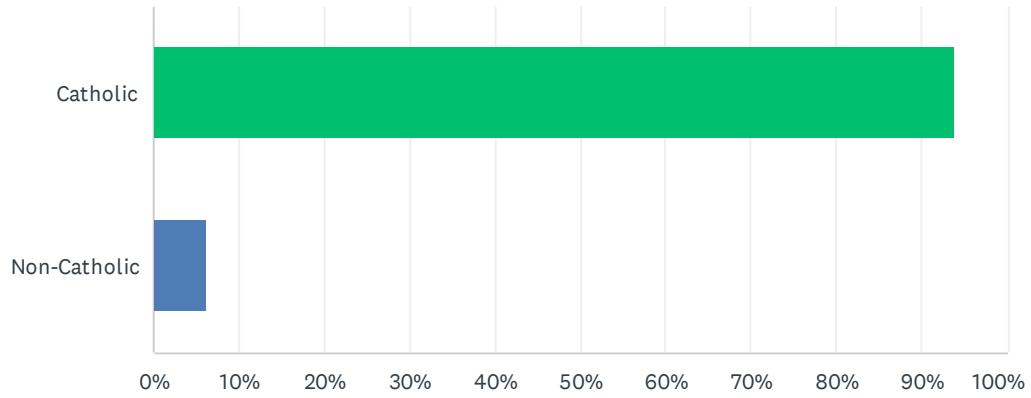
Answered: 65 Skipped: 0



ANSWER CHOICES	RESPONSES
9th	7.69% 5
10th	12.31% 8
11th	4.62% 3
12th	100.00% 65
Total Respondents: 65	

Q3 Religious Affiliation

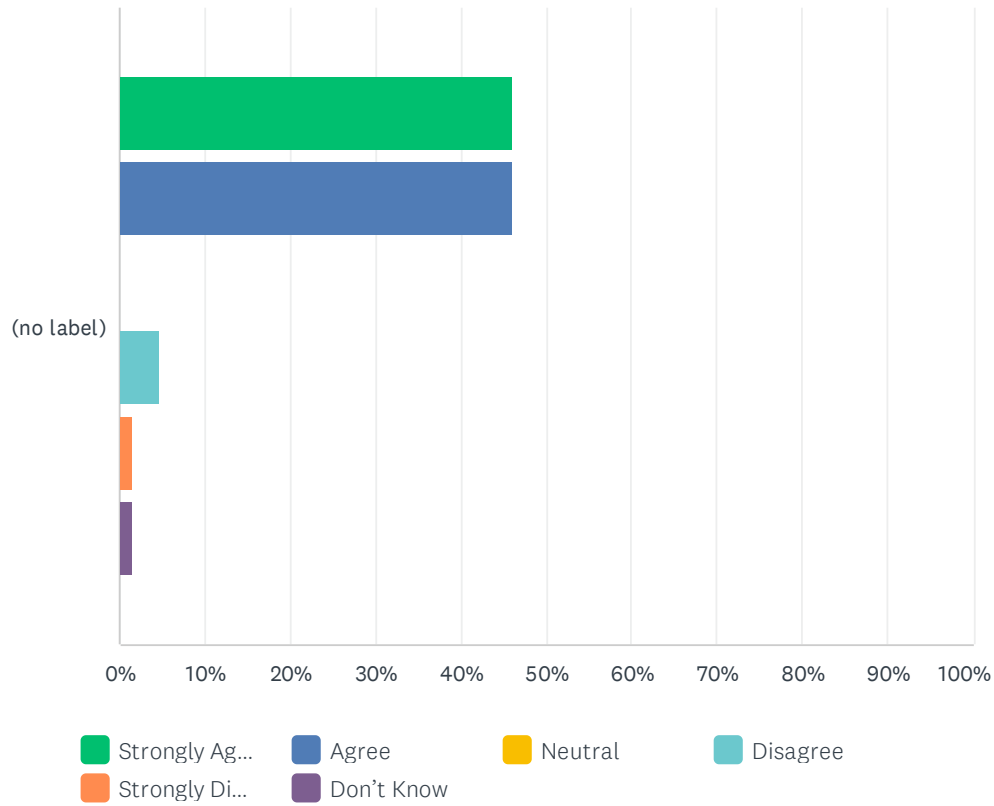
Answered: 65 Skipped: 0



ANSWER CHOICES	RESPONSES
Catholic	93.85% 61
Non-Catholic	6.15% 4
TOTAL	65

Q4 Everyone in the Rosary Academy community- administrators, faculty, staff, students, and parents/guardians, alumnae, and supporters-knows and understands the school's mission.

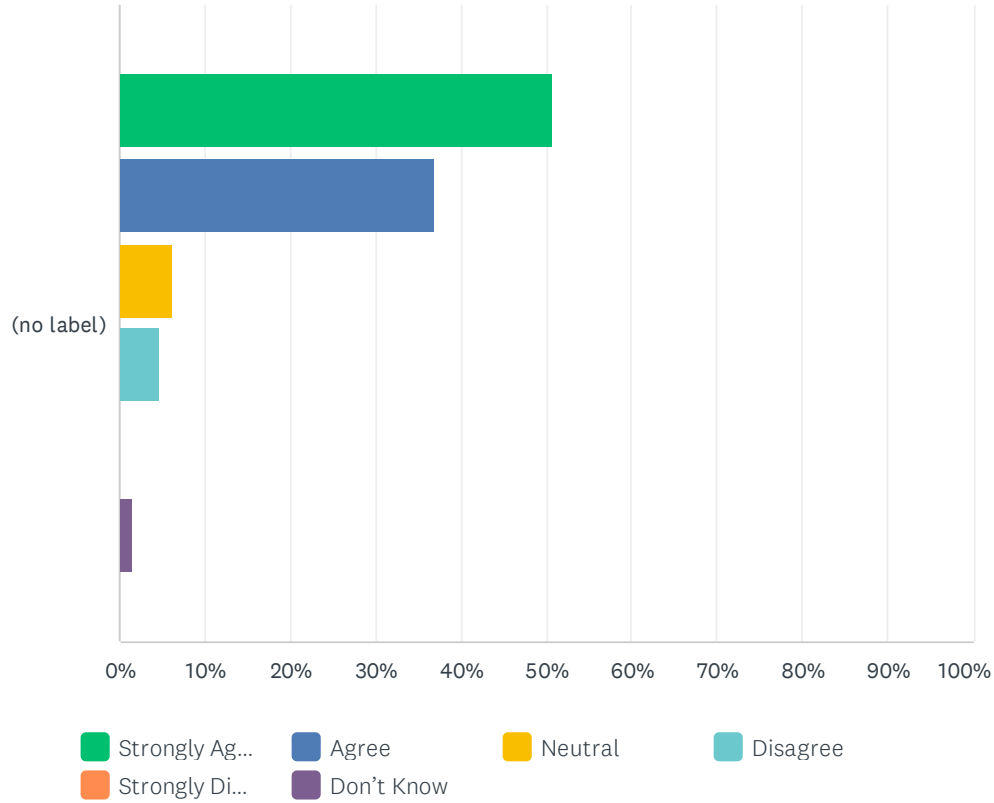
Answered: 65 Skipped: 0



	STRONGLY AGREE	AGREE	NEUTRAL	DISAGREE	STRONGLY DISAGREE	DON'T KNOW	TOTAL	WEIGHTED AVERAGE
(no label)	46.15% 30	46.15% 30	0.00% 0	4.62% 3	1.54% 1	1.54% 1	65	4.26

Q5 Everything we do at Rosary Academy is guided and directed by our mission.

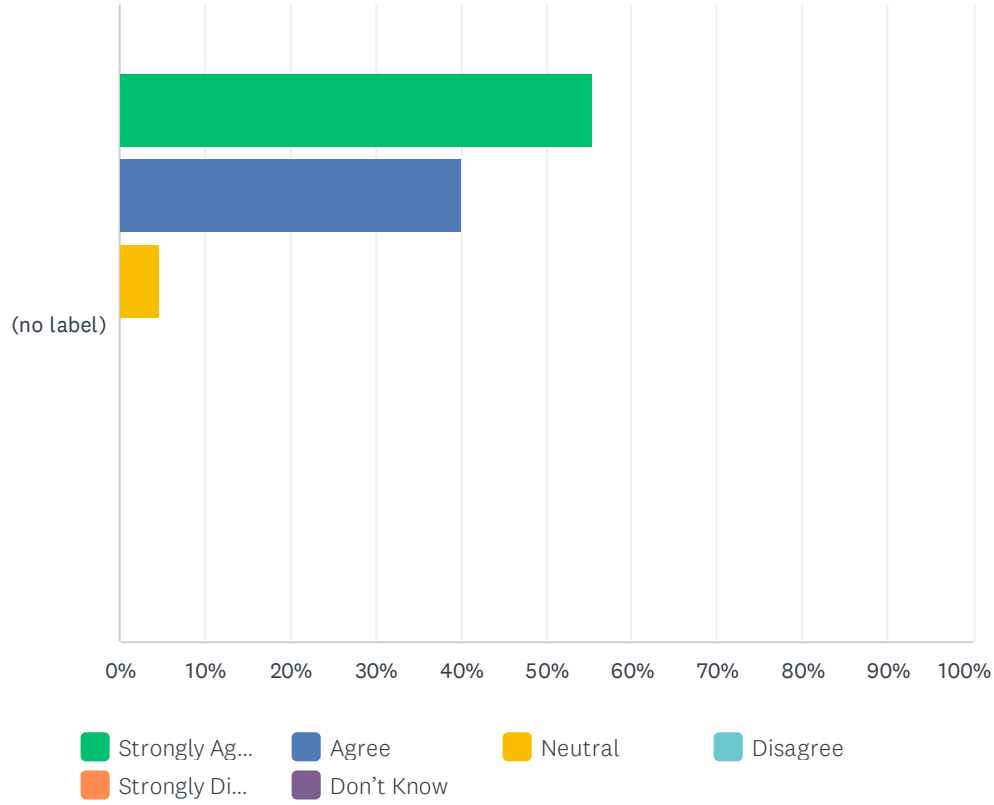
Answered: 65 Skipped: 0



	STRONGLY AGREE	AGREE	NEUTRAL	DISAGREE	STRONGLY DISAGREE	DON'T KNOW	TOTAL	WEIGHTED AVERAGE
(no label)	50.77% 33	36.92% 24	6.15% 4	4.62% 3	0.00% 0	1.54% 1	65	4.29

Q6 Rosary Academy's mission statement clearly expresses a commitment to Catholic identity.

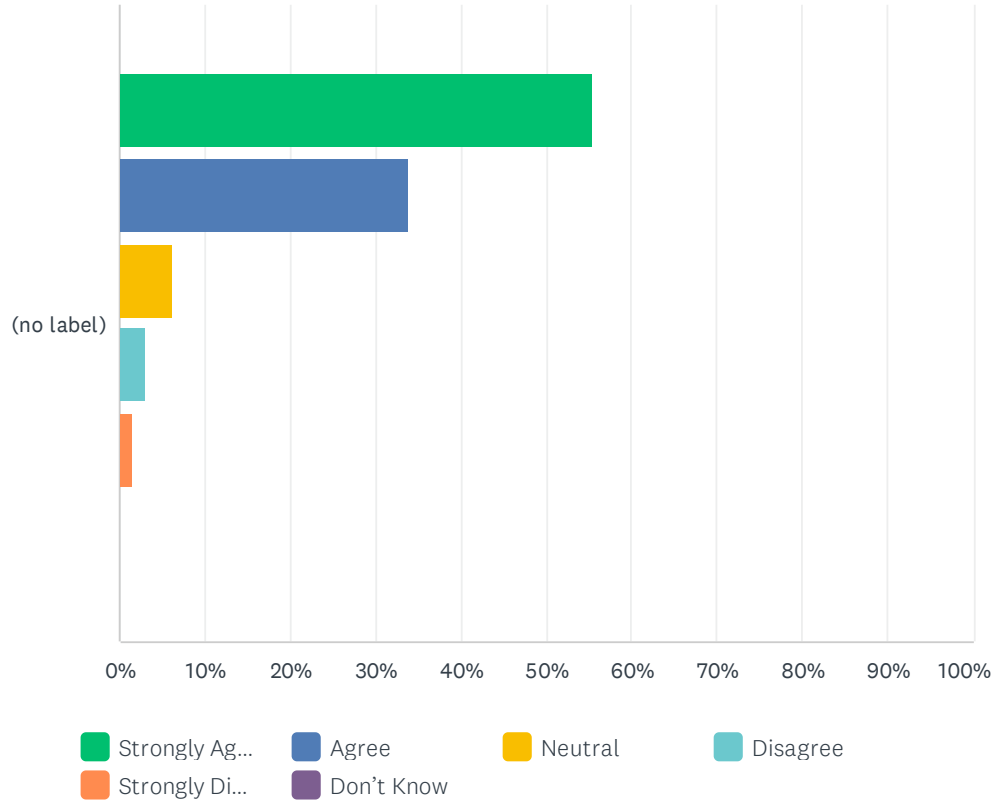
Answered: 65 Skipped: 0



	STRONGLY AGREE	AGREE	NEUTRAL	DISAGREE	STRONGLY DISAGREE	DON'T KNOW	TOTAL	WEIGHTED AVERAGE
(no label)	55.38% 36	40.00% 26	4.62% 3	0.00% 0	0.00% 0	0.00% 0	65	4.51

Q7 Rosary Academy provides an academically rigorous Catholic religion program taught by qualified teachers.

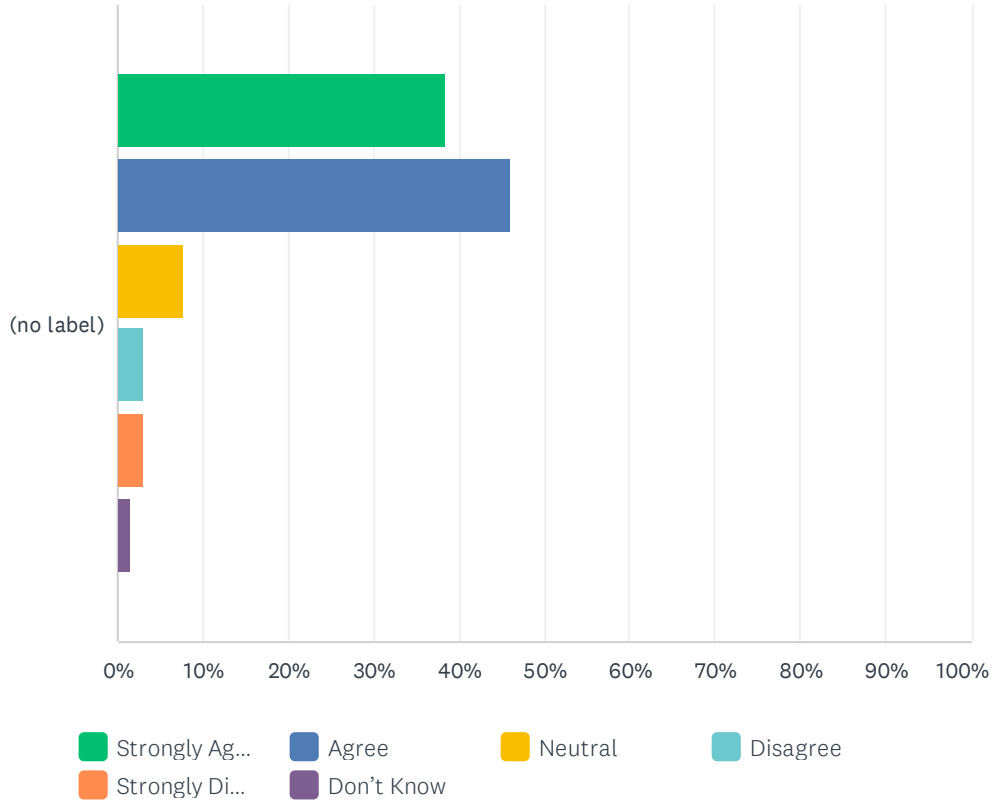
Answered: 65 Skipped: 0



	STRONGLY AGREE	AGREE	NEUTRAL	DISAGREE	STRONGLY DISAGREE	DON'T KNOW	TOTAL	WEIGHTED AVERAGE
(no label)	55.38%	33.85%	6.15%	3.08%	1.54%	0.00%	65	4.38
	36	22	4	2	1	0		

Q8 In all subjects, teachers help students think critically and ethically about the world around them, using the lens of Gospel values and Catholic doctrine and beliefs.

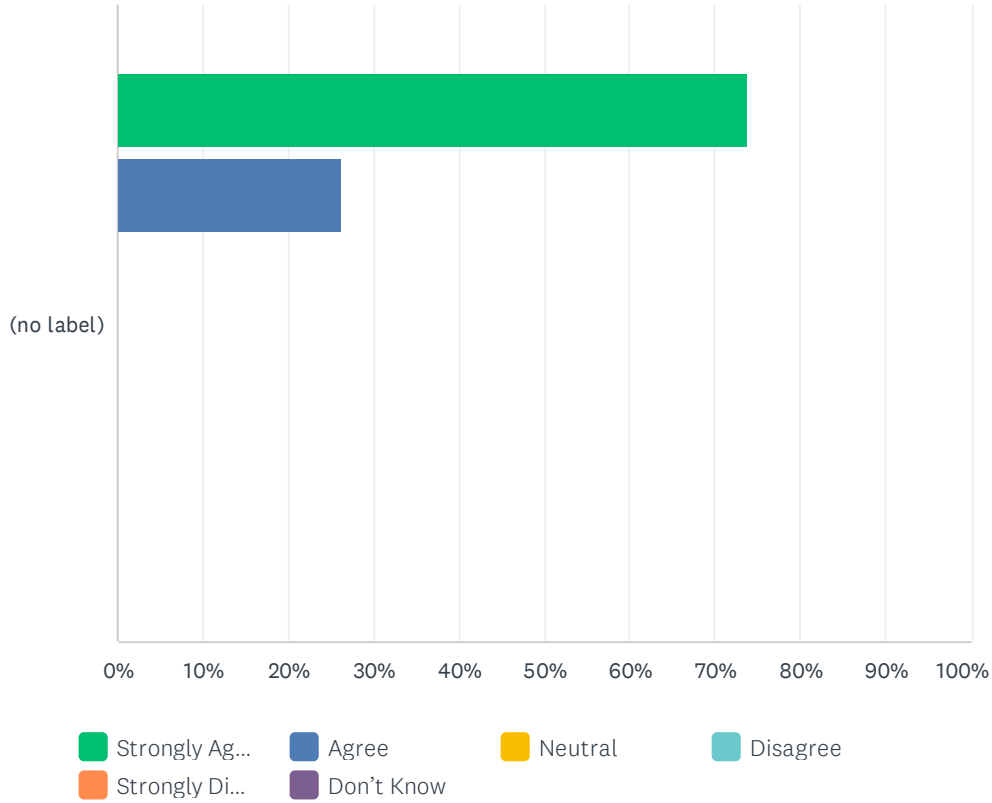
Answered: 65 Skipped: 0



	STRONGLY AGREE	AGREE	NEUTRAL	DISAGREE	STRONGLY DISAGREE	DON'T KNOW	TOTAL	WEIGHTED AVERAGE
(no label)	38.46% 25	46.15% 30	7.69% 5	3.08% 2	3.08% 2	1.54% 1	65	4.09

Q9 Rosary Academy provides opportunities outside the classroom for students' faith formation and participation in retreats, prayer, Mass, sacraments, and other spiritual experiences.

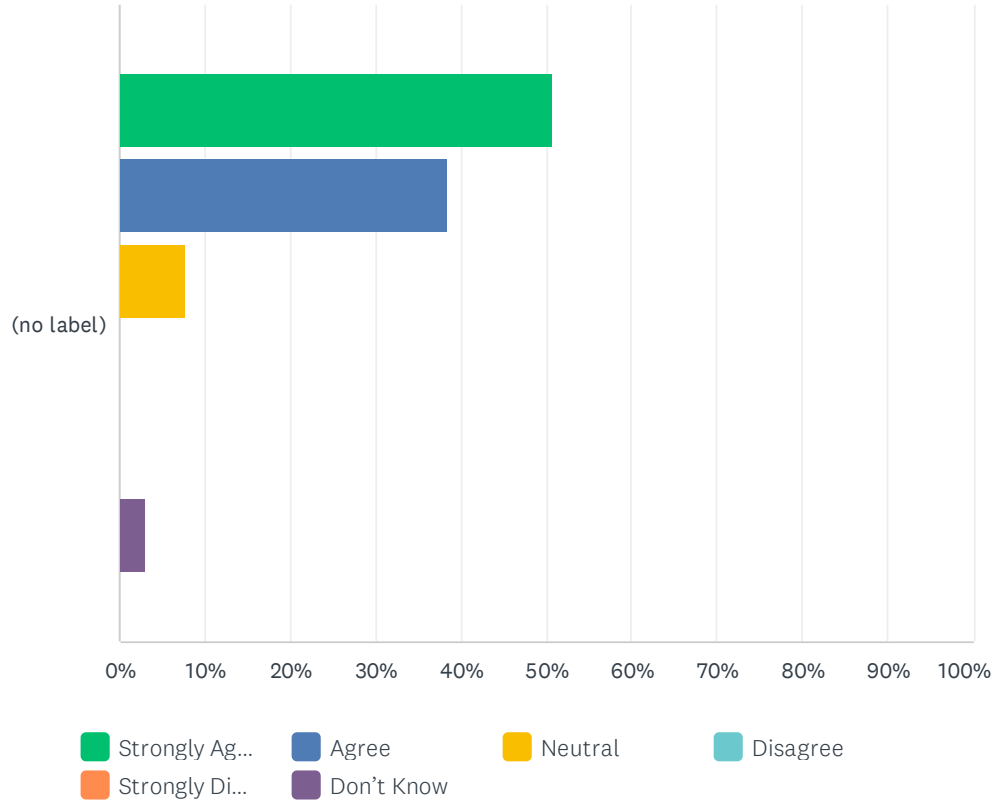
Answered: 65 Skipped: 0



	STRONGLY AGREE	AGREE	NEUTRAL	DISAGREE	STRONGLY DISAGREE	DON'T KNOW	TOTAL	WEIGHTED AVERAGE
(no label)	73.85% 48	26.15% 17	0.00% 0	0.00% 0	0.00% 0	0.00% 0	65	4.74

Q10 Rosary Academy provides opportunities outside the classroom for students to participate in service activities.

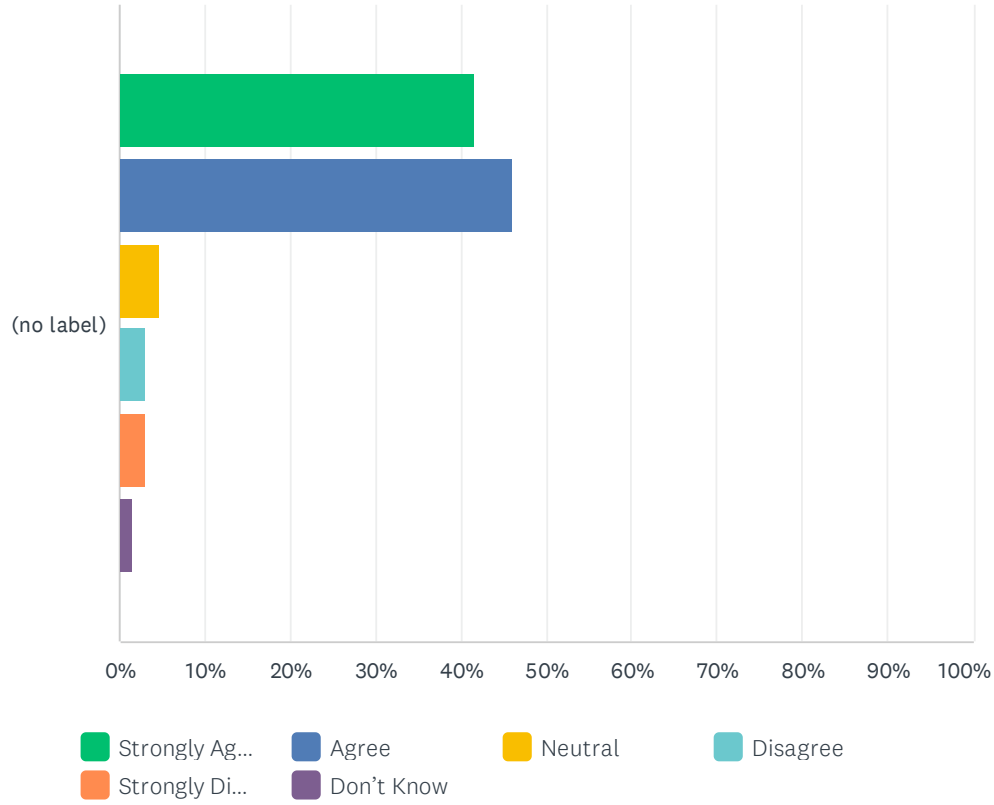
Answered: 65 Skipped: 0



	STRONGLY AGREE	AGREE	NEUTRAL	DISAGREE	STRONGLY DISAGREE	DON'T KNOW	TOTAL	WEIGHTED AVERAGE
(no label)	50.77% 33	38.46% 25	7.69% 5	0.00% 0	0.00% 0	3.08% 2	65	4.31

Q11 Administrators, faculty and staff serve as role models of faith and service to students.

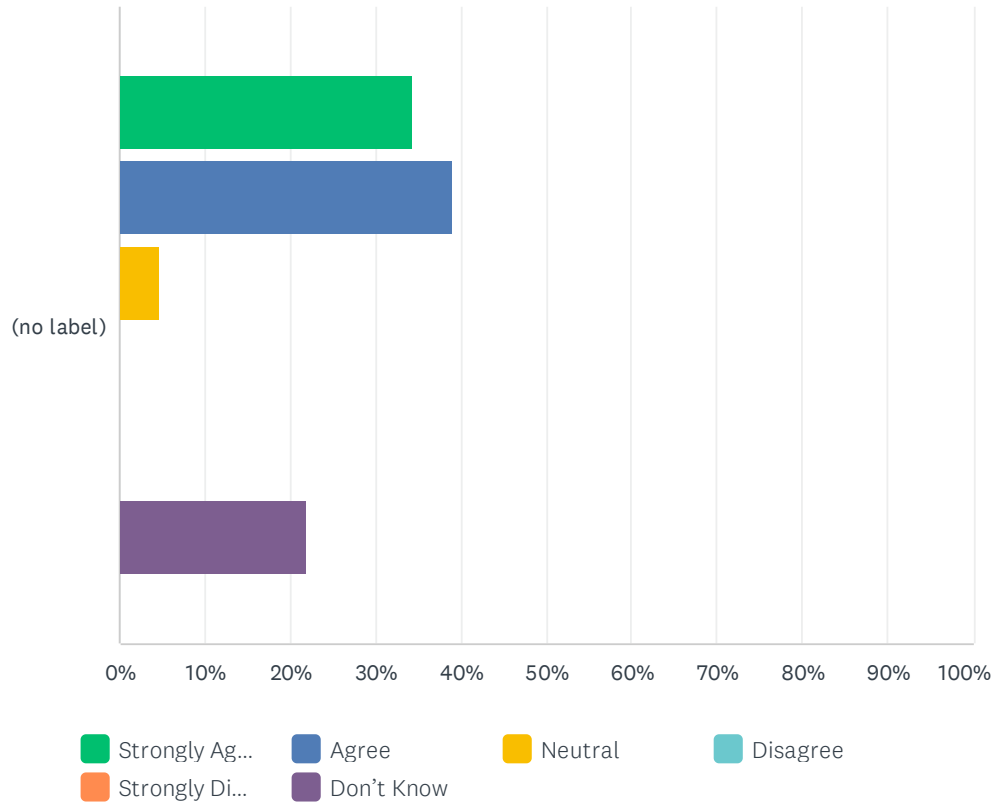
Answered: 65 Skipped: 0



	STRONGLY AGREE	AGREE	NEUTRAL	DISAGREE	STRONGLY DISAGREE	DON'T KNOW	TOTAL	WEIGHTED AVERAGE
(no label)	41.54% 27	46.15% 30	4.62% 3	3.08% 2	3.08% 2	1.54% 1	65	4.15

Q12 Rosary Academy provides opportunities for faith formation for faculty and staff.

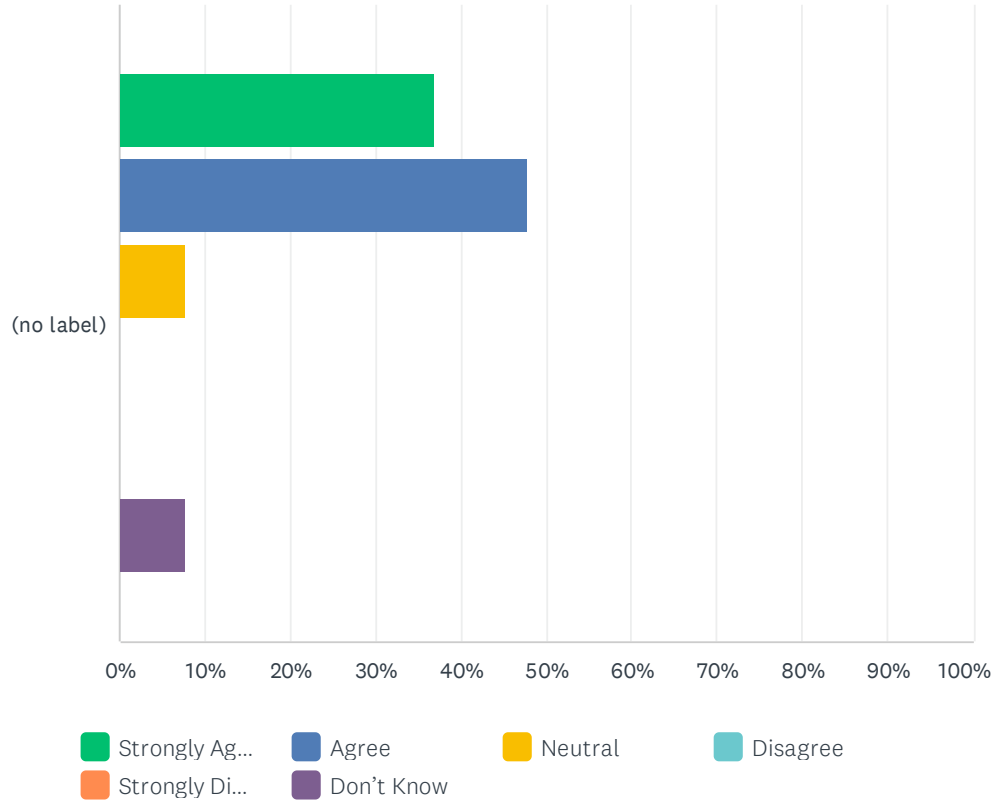
Answered: 64 Skipped: 1



	STRONGLY AGREE	AGREE	NEUTRAL	DISAGREE	STRONGLY DISAGREE	DON'T KNOW	TOTAL	WEIGHTED AVERAGE
(no label)	34.38%	39.06%	4.69%	0.00%	0.00%	21.88%	64	3.42
	22	25	3	0	0	14		

Q13 Rosary Academy provides opportunities for faith formation for parents/guardians and other adult members of the school community.

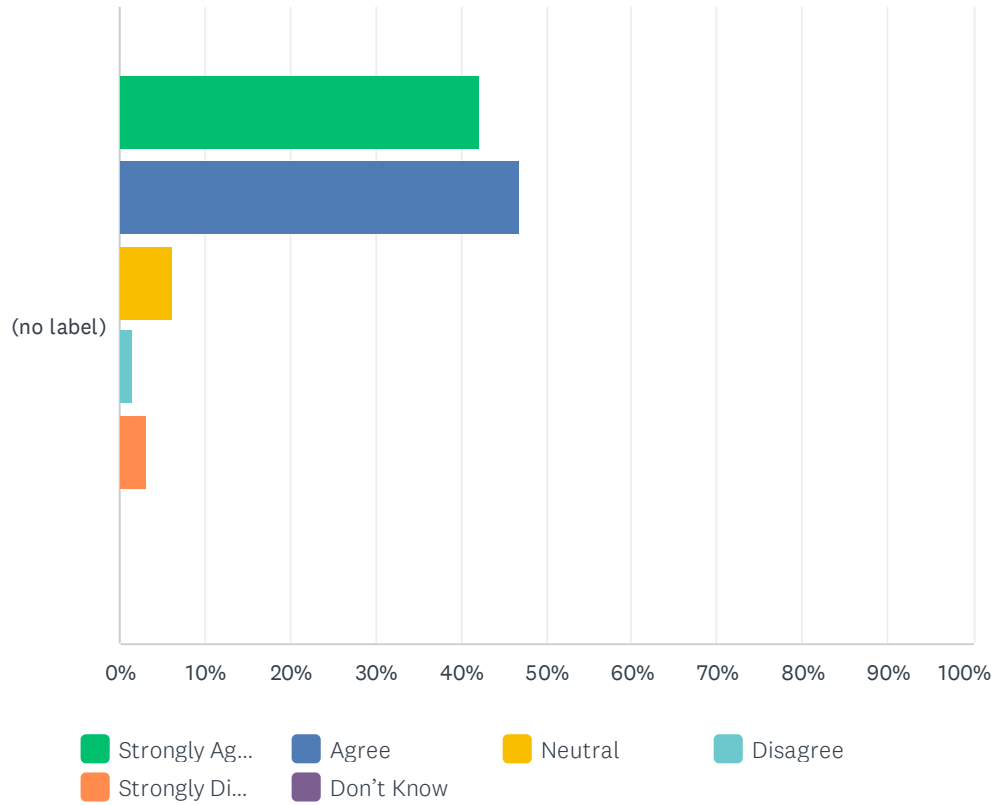
Answered: 65 Skipped: 0



	STRONGLY AGREE	AGREE	NEUTRAL	DISAGREE	STRONGLY DISAGREE	DON'T KNOW	TOTAL	WEIGHTED AVERAGE
(no label)	36.92% 24	47.69% 31	7.69% 5	0.00% 0	0.00% 0	7.69% 5	65	3.98

Q14 Rosary Academy helps parents/guardians support the faith life of their child.

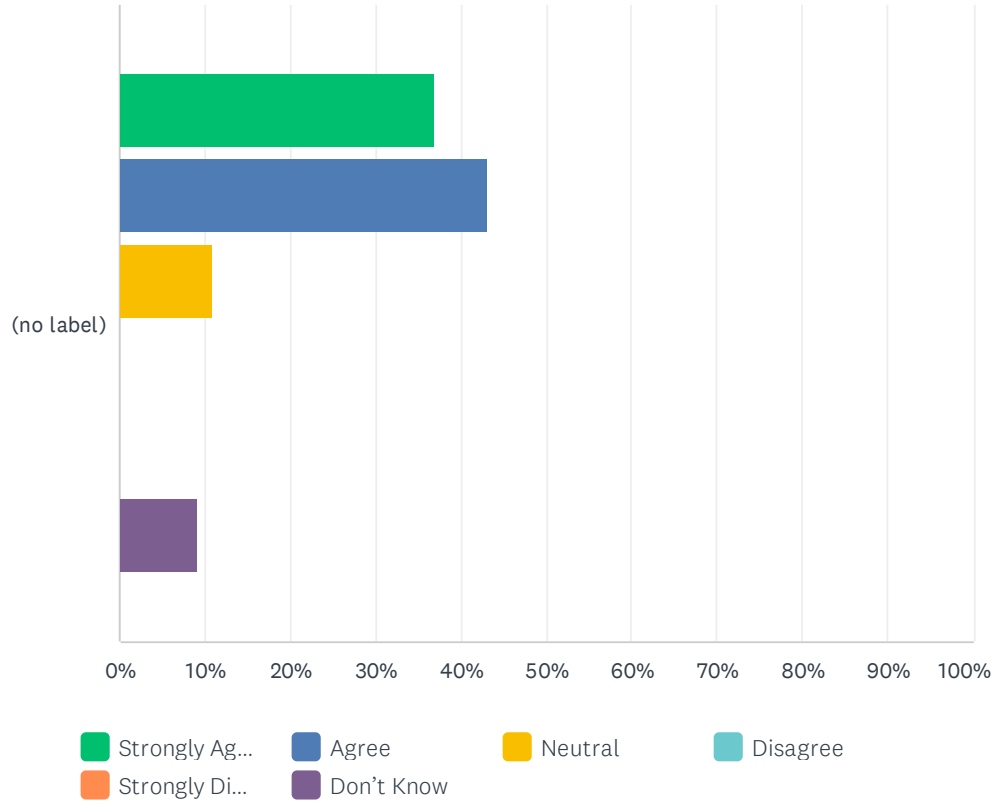
Answered: 64 Skipped: 1



	STRONGLY AGREE	AGREE	NEUTRAL	DISAGREE	STRONGLY DISAGREE	DON'T KNOW	TOTAL	WEIGHTED AVERAGE
(no label)	42.19% 27	46.88% 30	6.25% 4	1.56% 1	3.13% 2	0.00% 0	64	4.23

Q15 Rosary Academy provides opportunities for adult members of the school community to participate in service activities.

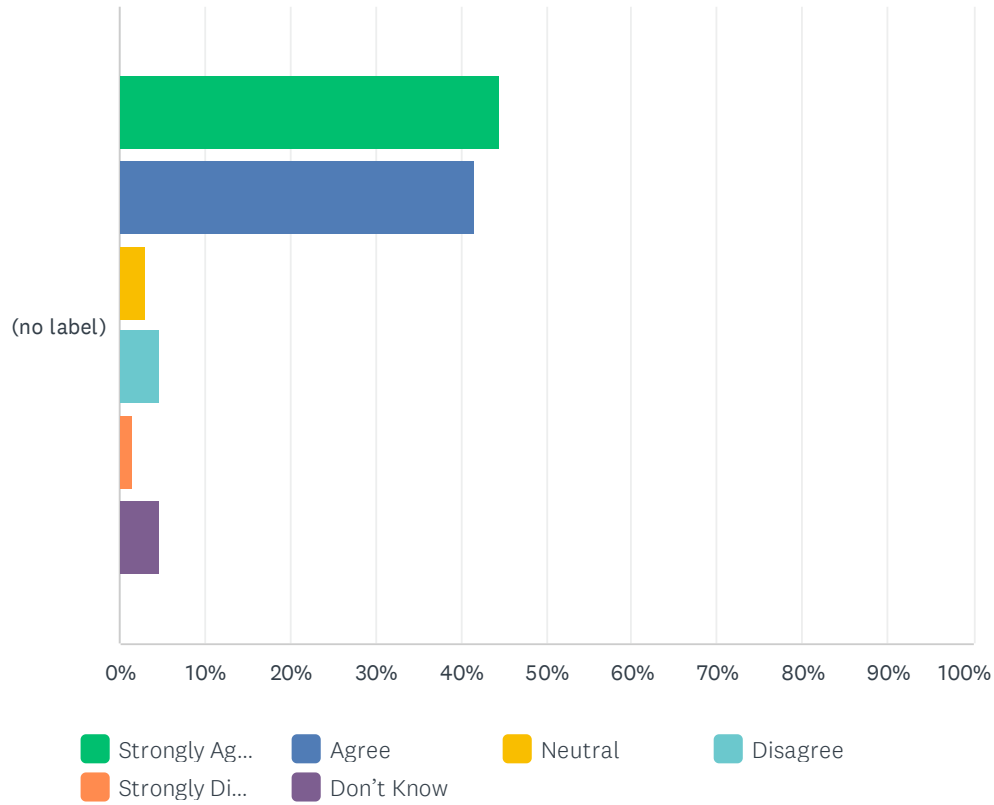
Answered: 65 Skipped: 0



	STRONGLY AGREE	AGREE	NEUTRAL	DISAGREE	STRONGLY DISAGREE	DON'T KNOW	TOTAL	WEIGHTED AVERAGE
(no label)	36.92% 24	43.08% 28	10.77% 7	0.00% 0	0.00% 0	9.23% 6	65	3.89

Q16 The faculty and staff in the school support the faith life of the school community.

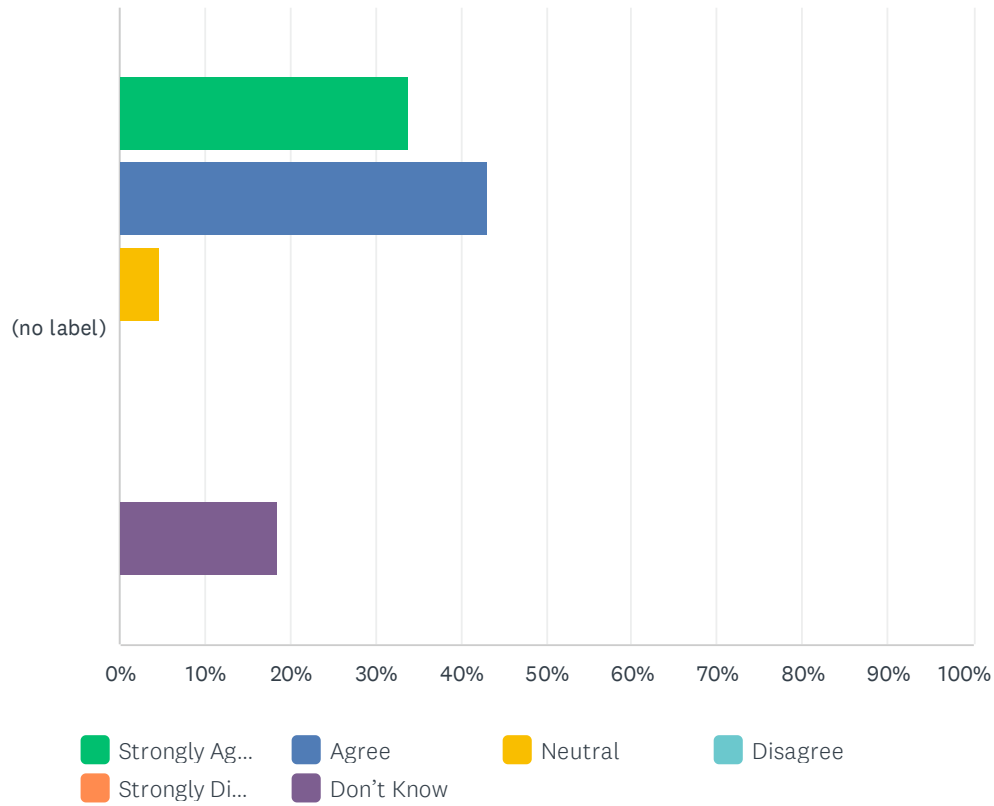
Answered: 65 Skipped: 0



	STRONGLY AGREE	AGREE	NEUTRAL	DISAGREE	STRONGLY DISAGREE	DON'T KNOW	TOTAL	WEIGHTED AVERAGE
(no label)	44.62% 29	41.54% 27	3.08% 2	4.62% 3	1.54% 1	4.62% 3	65	4.09

Q17 There is a person or group (such as a consultative board) that collaborates with the school administration to make or recommend decisions for the success of the school.

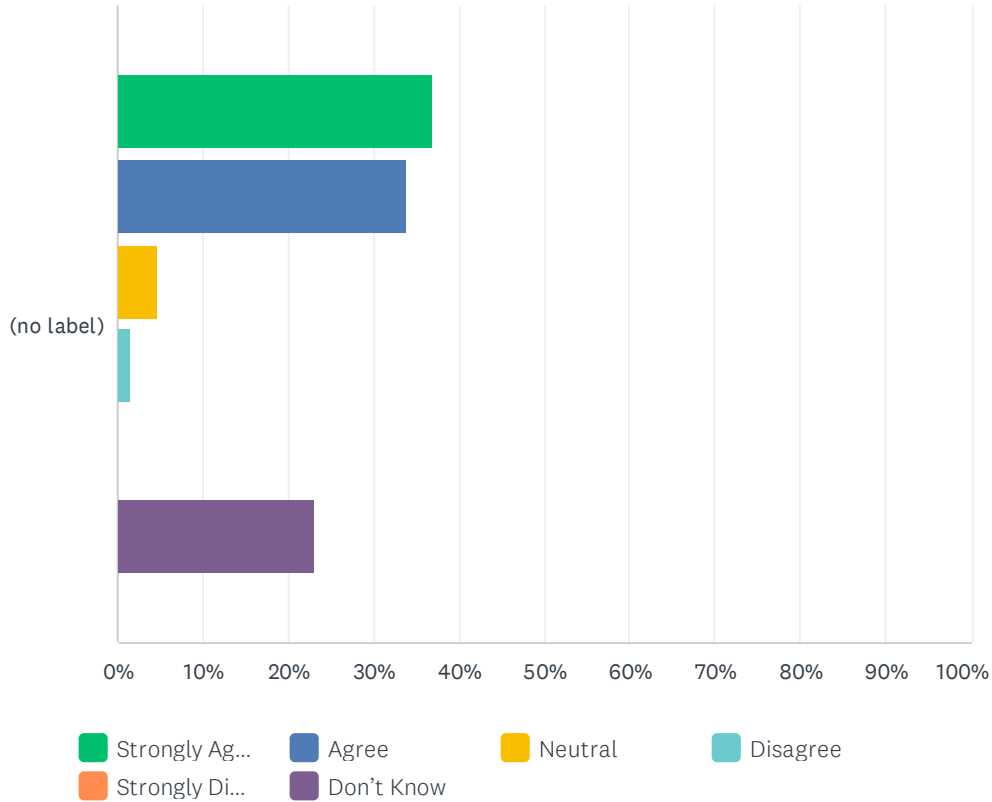
Answered: 65 Skipped: 0



	STRONGLY AGREE	AGREE	NEUTRAL	DISAGREE	STRONGLY DISAGREE	DON'T KNOW	TOTAL	WEIGHTED AVERAGE
(no label)	33.85% 22	43.08% 28	4.62% 3	0.00% 0	0.00% 0	18.46% 12	65	3.55

Q18 A person or group (such as a consultative board), in collaboration with the school administration, takes responsibility for monitoring that the school is faithful to its mission, academically excellent, and sound in its business decisions.

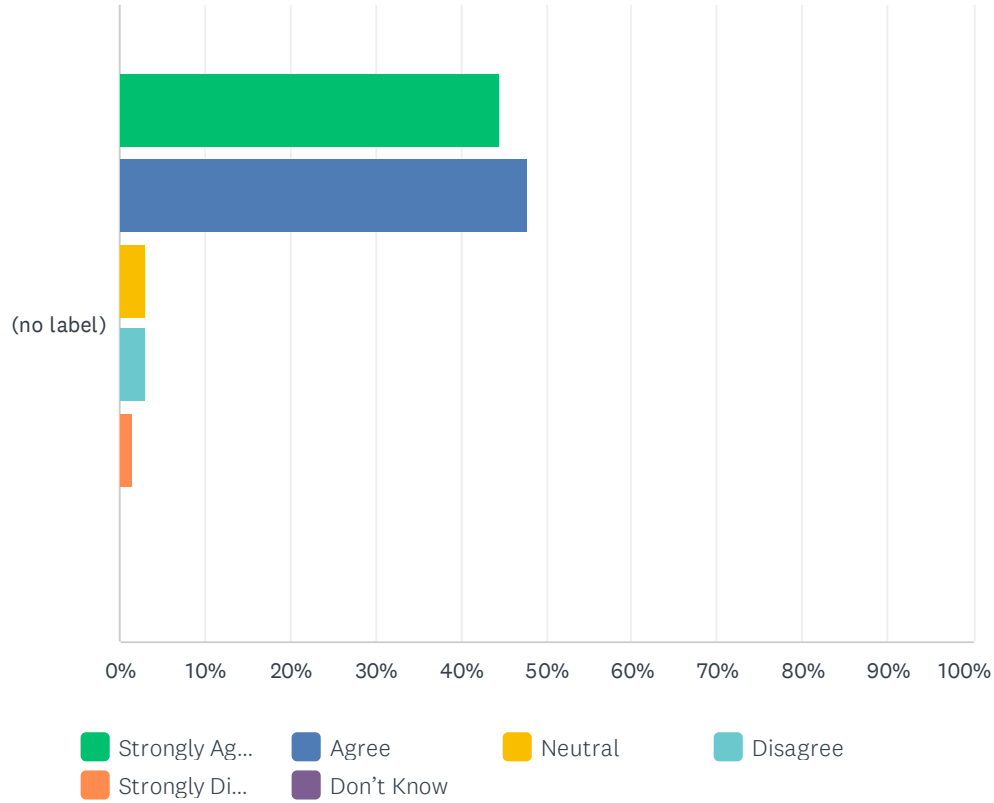
Answered: 65 Skipped: 0



	STRONGLY AGREE	AGREE	NEUTRAL	DISAGREE	STRONGLY DISAGREE	DON'T KNOW	TOTAL	WEIGHTED AVERAGE
(no label)	36.92% 24	33.85% 22	4.62% 3	1.54% 1	0.00% 0	23.08% 15	65	3.37

Q19 Rosary Academy administration effectively carries out its responsibilities in the areas of faith formation and instructional leadership.

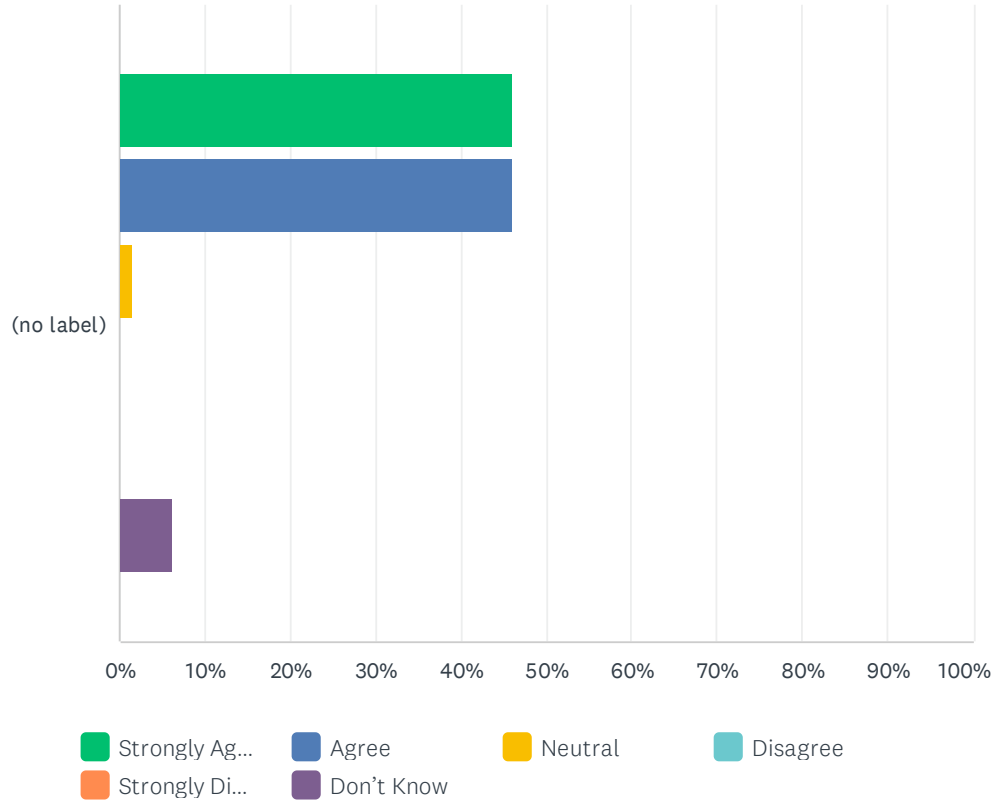
Answered: 65 Skipped: 0



	STRONGLY AGREE	AGREE	NEUTRAL	DISAGREE	STRONGLY DISAGREE	DON'T KNOW	TOTAL	WEIGHTED AVERAGE
(no label)	44.62% 29	47.69% 31	3.08% 2	3.08% 2	1.54% 1	0.00% 0	65	4.31

Q20 Rosary Academy administration has the authority to realize and implement the school's mission and vision.

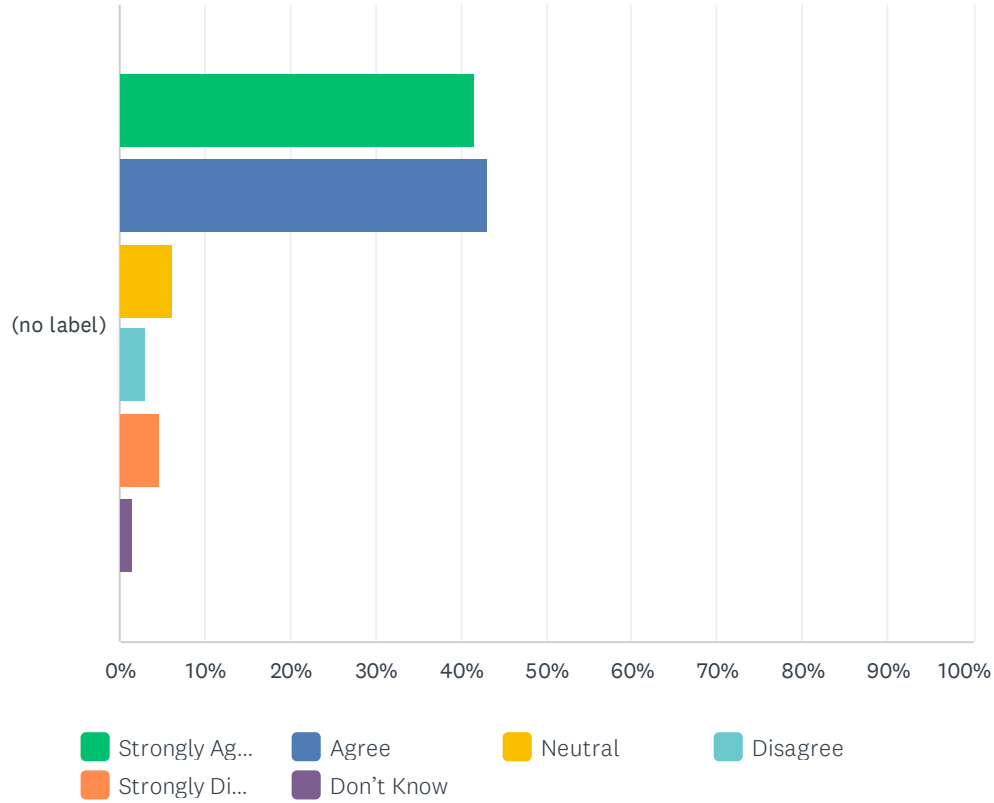
Answered: 65 Skipped: 0



	STRONGLY AGREE	AGREE	NEUTRAL	DISAGREE	STRONGLY DISAGREE	DON'T KNOW	TOTAL	WEIGHTED AVERAGE
(no label)	46.15% 30	46.15% 30	1.54% 1	0.00% 0	0.00% 0	6.15% 4	65	4.20

Q21 Rosary Academy administration involves all members of the school community to ensure a school culture that embodies the mission and vision.

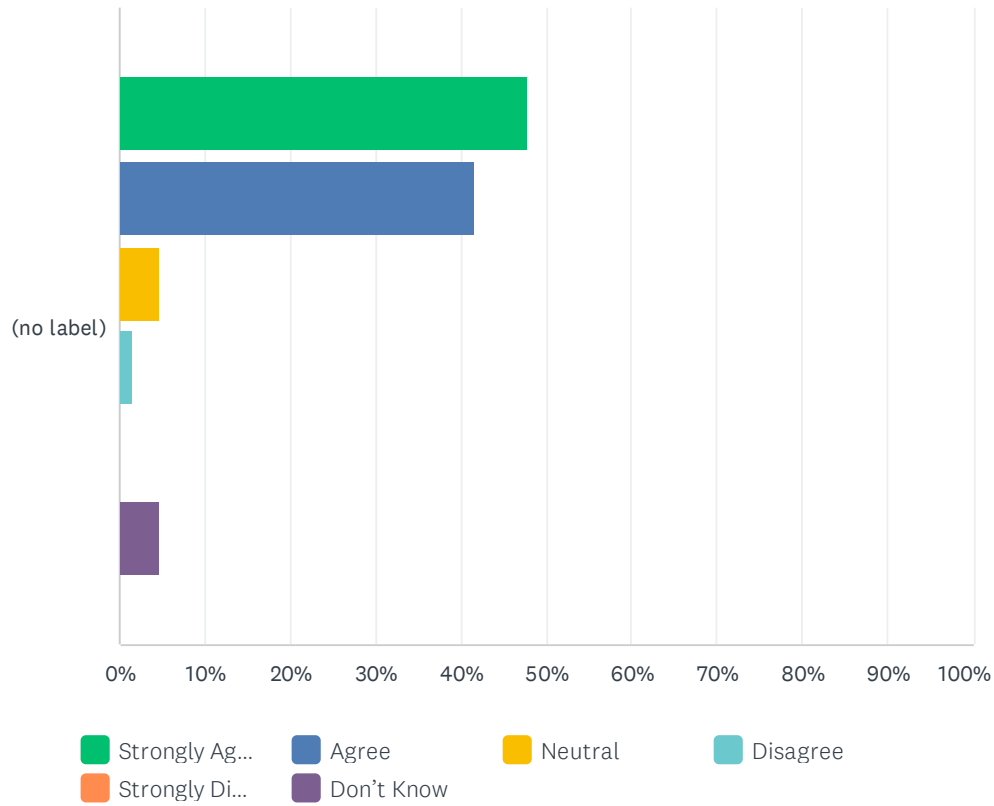
Answered: 65 Skipped: 0



	STRONGLY AGREE	AGREE	NEUTRAL	DISAGREE	STRONGLY DISAGREE	DON'T KNOW	TOTAL	WEIGHTED AVERAGE
(no label)	41.54% 27	43.08% 28	6.15% 4	3.08% 2	4.62% 3	1.54% 1	65	4.09

Q22 Rosary Academy administration takes responsibility for the development and oversight of school programs, personnel, and school operations.

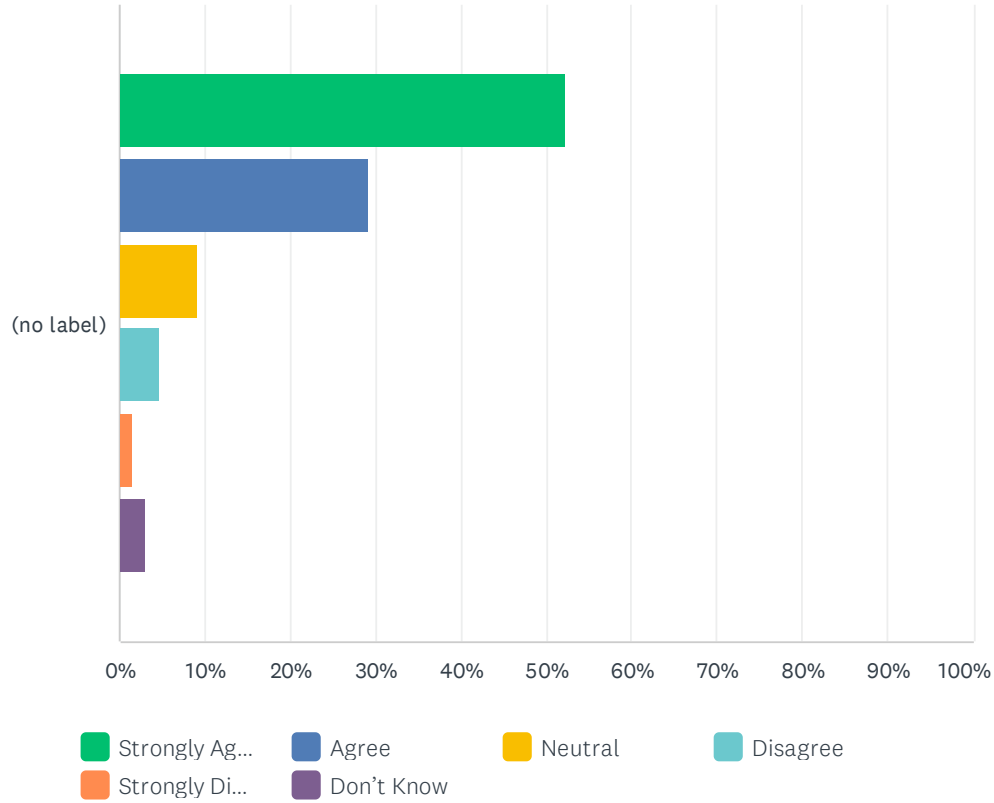
Answered: 65 Skipped: 0



	STRONGLY AGREE	AGREE	NEUTRAL	DISAGREE	STRONGLY DISAGREE	DON'T KNOW	TOTAL	WEIGHTED AVERAGE
(no label)	47.69% 31	41.54% 27	4.62% 3	1.54% 1	0.00% 0	4.62% 3	65	4.22

Q23 Rosary Academy has a strong culture of collaboration on all levels within the school to advance excellence.

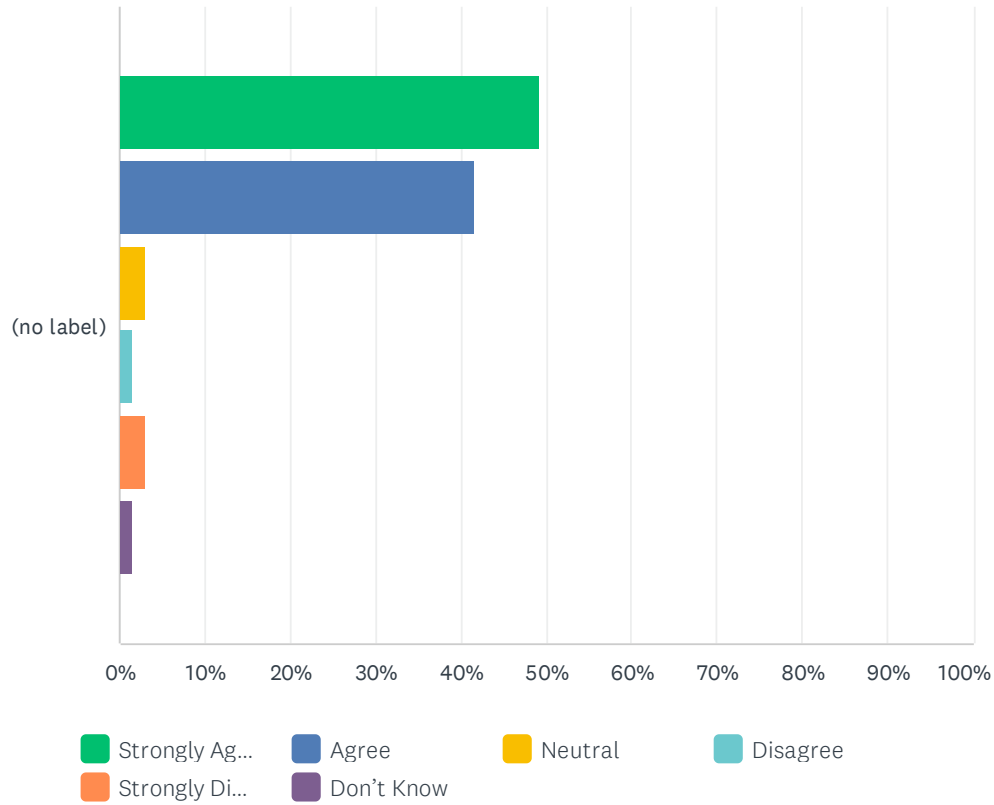
Answered: 65 Skipped: 0



	STRONGLY AGREE	AGREE	NEUTRAL	DISAGREE	STRONGLY DISAGREE	DON'T KNOW	TOTAL	WEIGHTED AVERAGE
(no label)	52.31% 34	29.23% 19	9.23% 6	4.62% 3	1.54% 1	3.08% 2	65	4.17

Q24 Rosary Academy has a clearly articulated rigorous curriculum infused with Gospel values that prepare students for life and work.

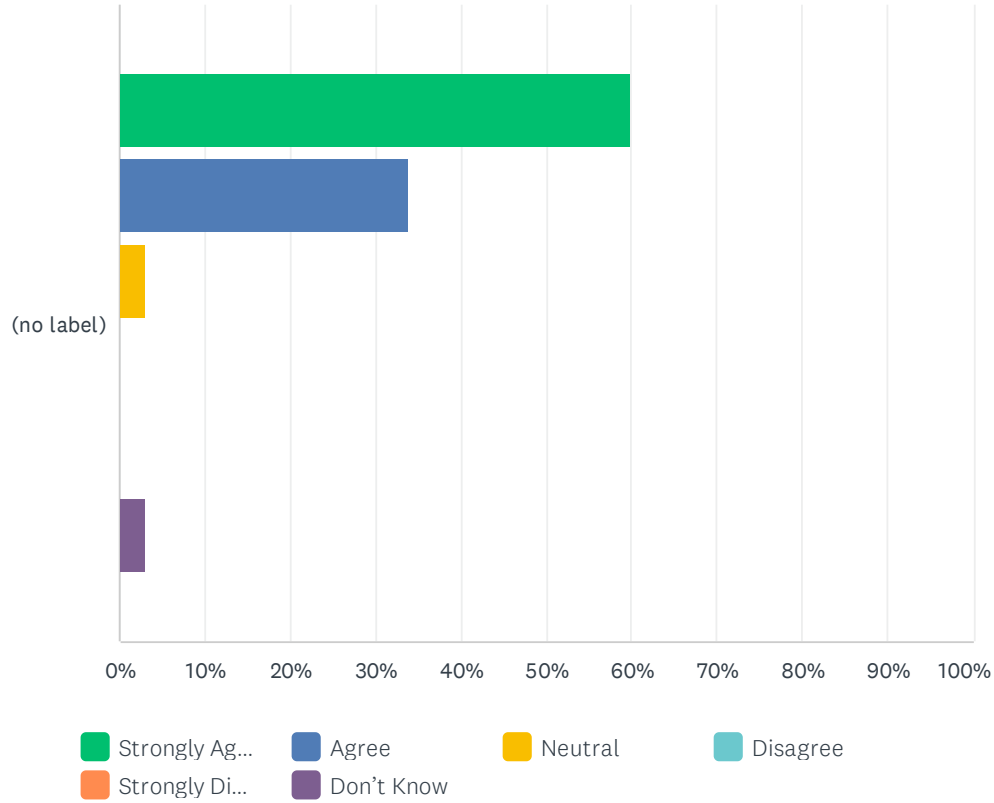
Answered: 65 Skipped: 0



	STRONGLY AGREE	AGREE	NEUTRAL	DISAGREE	STRONGLY DISAGREE	DON'T KNOW	TOTAL	WEIGHTED AVERAGE
(no label)	49.23% 32	41.54% 27	3.08% 2	1.54% 1	3.08% 2	1.54% 1	65	4.28

Q25 In classes at Rosary Academy, students spend most of their time-solving problems, discussing ideas, creating their own work, reading, writing, speaking, and researching.

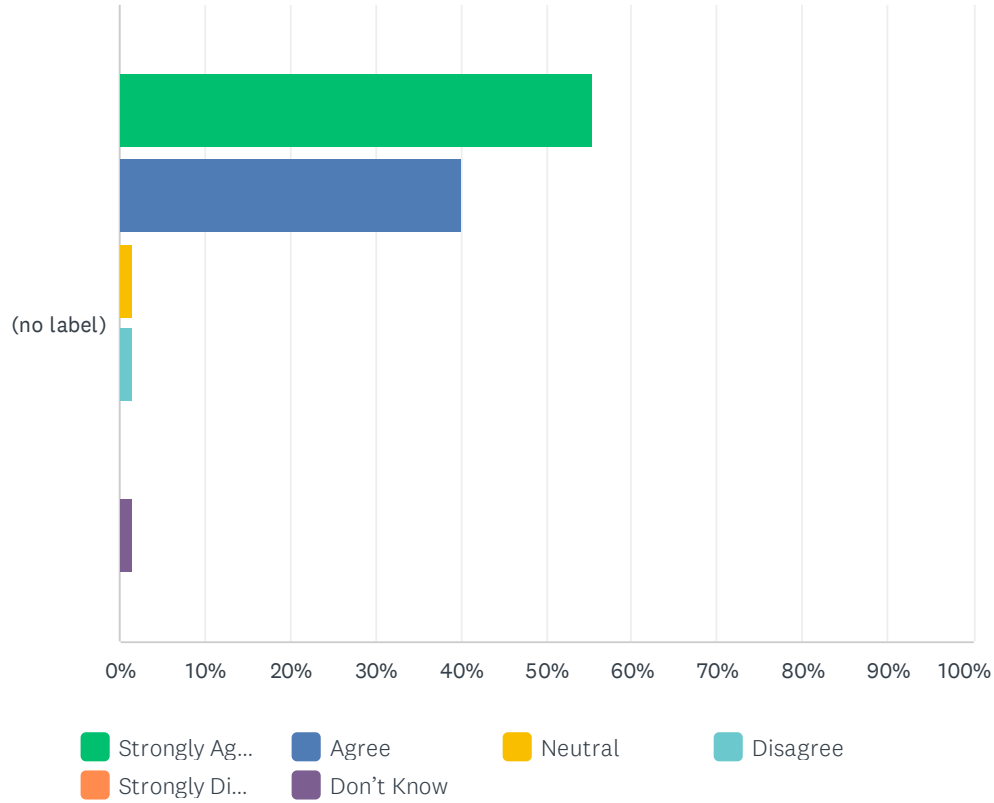
Answered: 65 Skipped: 0



	STRONGLY AGREE	AGREE	NEUTRAL	DISAGREE	STRONGLY DISAGREE	DON'T KNOW	TOTAL	WEIGHTED AVERAGE
(no label)	60.00% 39	33.85% 22	3.08% 2	0.00% 0	0.00% 0	3.08% 2	65	4.45

Q26 The curriculum and instruction at Rosary Academy prepares students to be capable and critical users of media and technology.

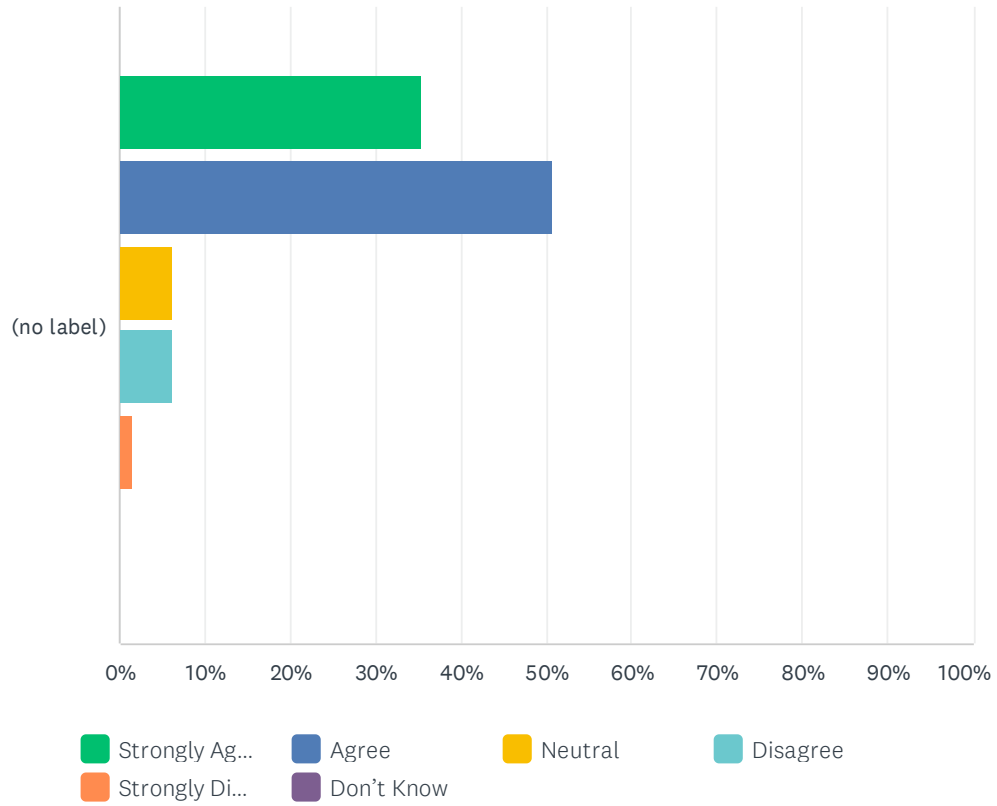
Answered: 65 Skipped: 0



	STRONGLY AGREE	AGREE	NEUTRAL	DISAGREE	STRONGLY DISAGREE	DON'T KNOW	TOTAL	WEIGHTED AVERAGE
(no label)	55.38%	40.00%	1.54%	1.54%	0.00%	1.54%	65	4.45
	36	26	1	1	0	1		

Q27 Teachers use effective instruction to deliver the curriculum.

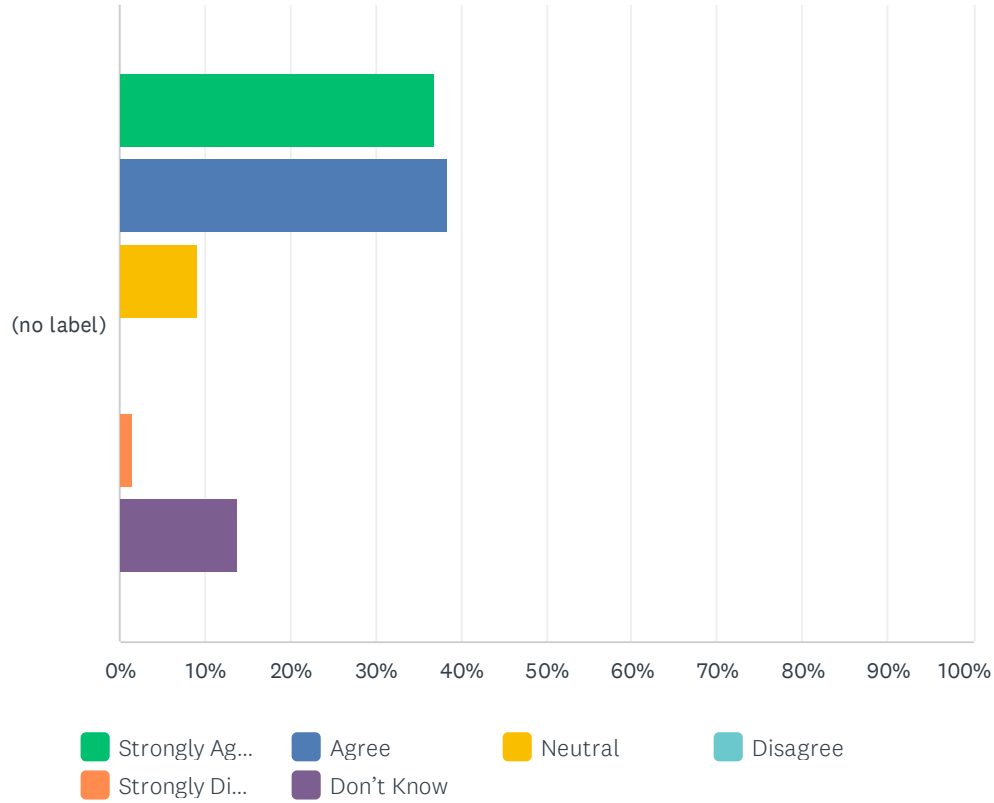
Answered: 65 Skipped: 0



	STRONGLY AGREE	AGREE	NEUTRAL	DISAGREE	STRONGLY DISAGREE	DON'T KNOW	TOTAL	WEIGHTED AVERAGE
(no label)	35.38% 23	50.77% 33	6.15% 4	6.15% 4	1.54% 1	0.00% 0	65	4.12

Q28 At Rosary Academy, teachers use different teaching approaches to meet the diverse needs of all students.

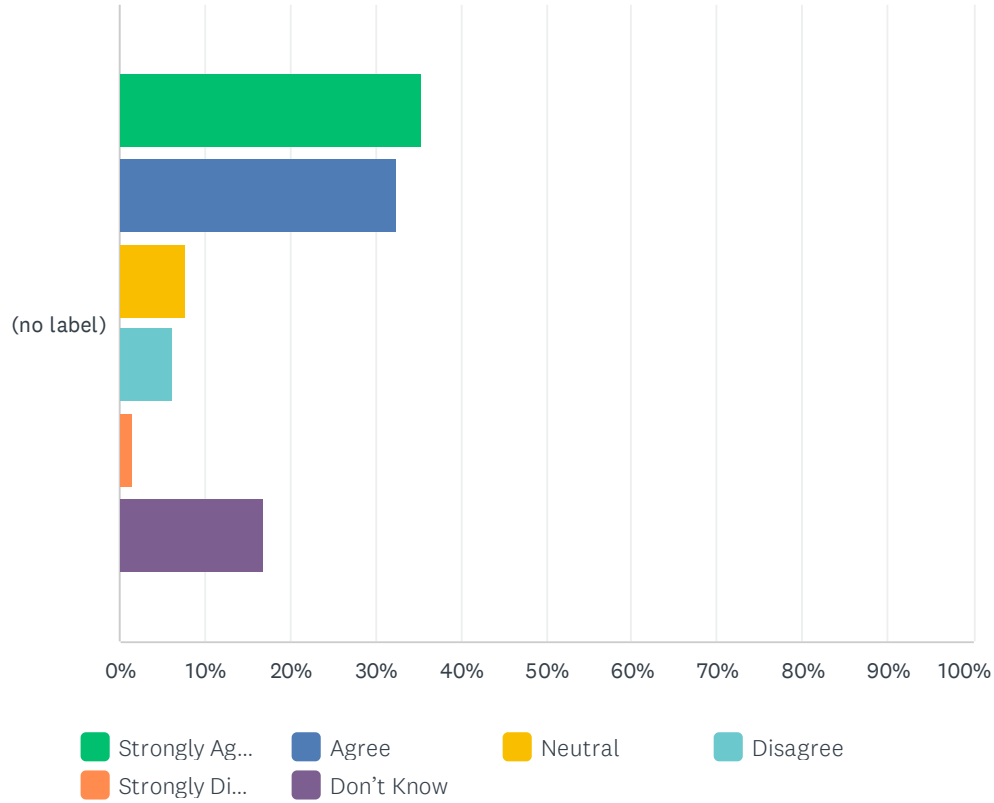
Answered: 65 Skipped: 0



	STRONGLY AGREE	AGREE	NEUTRAL	DISAGREE	STRONGLY DISAGREE	DON'T KNOW	TOTAL	WEIGHTED AVERAGE
(no label)	36.92% 24	38.46% 25	9.23% 6	0.00% 0	1.54% 1	13.85% 9	65	3.68

Q29 At Rosary Academy, teachers collaborate systematically and regularly to increase student achievement and improve teaching effectiveness.

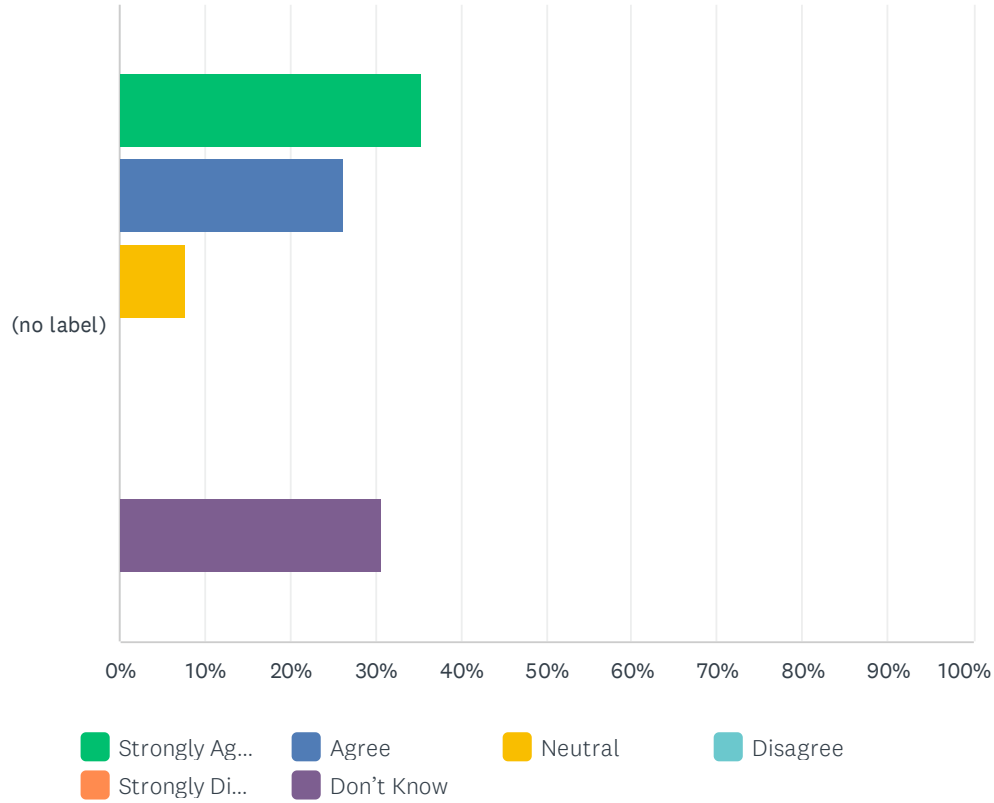
Answered: 65 Skipped: 0



	STRONGLY AGREE	AGREE	NEUTRAL	DISAGREE	STRONGLY DISAGREE	DON'T KNOW	TOTAL	WEIGHTED AVERAGE
(no label)	35.38% 23	32.31% 21	7.69% 5	6.15% 4	1.54% 1	16.92% 11	65	3.43

Q30 At Rosary Academy, all administrators, faculty, and staff engage in ongoing professional development.

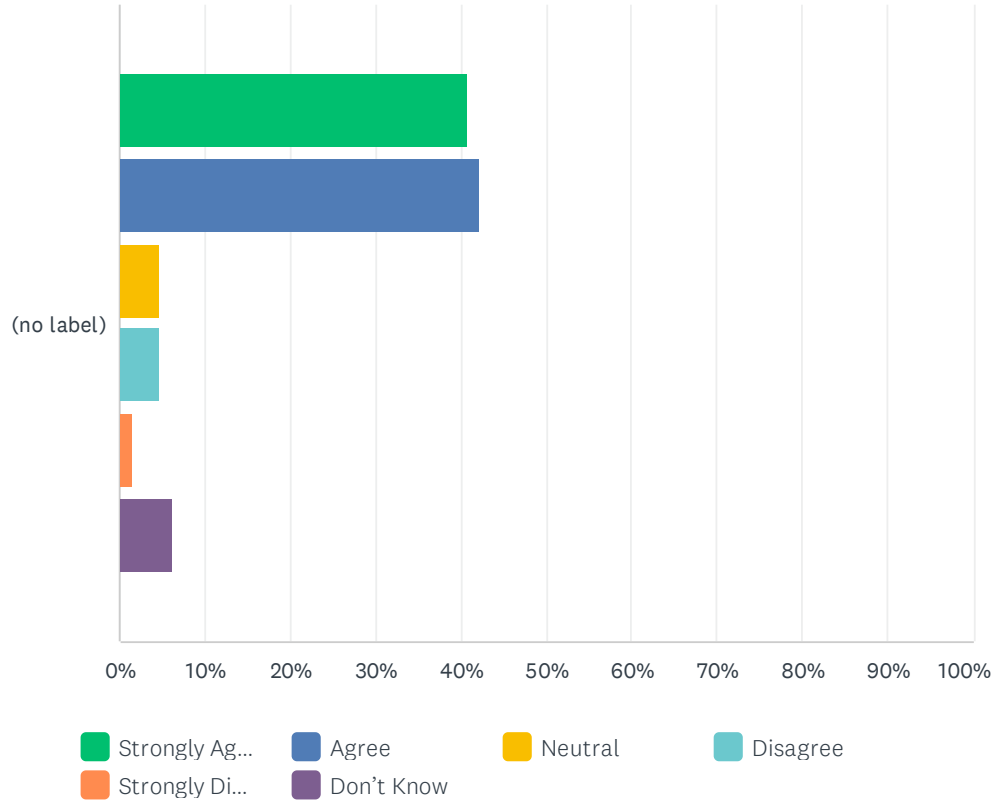
Answered: 65 Skipped: 0



	STRONGLY AGREE	AGREE	NEUTRAL	DISAGREE	STRONGLY DISAGREE	DON'T KNOW	TOTAL	WEIGHTED AVERAGE
(no label)	35.38%	26.15%	7.69%	0.00%	0.00%	30.77%	65	3.05
	23	17	5	0	0	20		

Q31 Rosary Academy uses standardized and teacher-developed assessments to document student learning and report the outcome to parents/guardians.

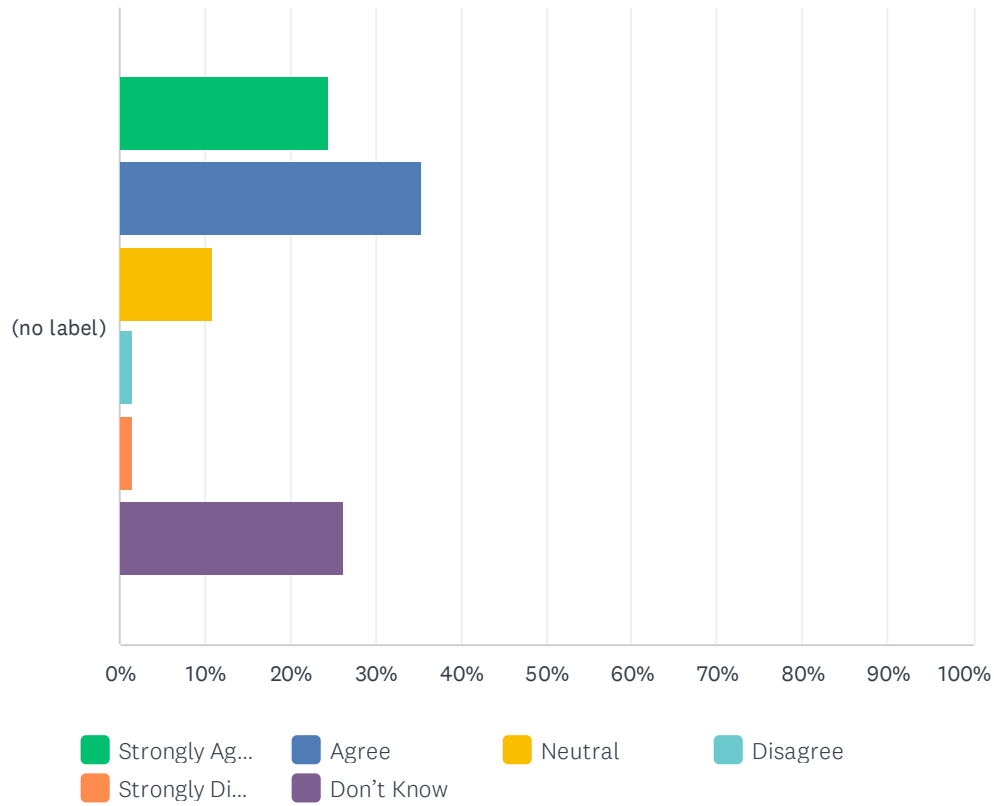
Answered: 64 Skipped: 1



	STRONGLY AGREE	AGREE	NEUTRAL	DISAGREE	STRONGLY DISAGREE	DON'T KNOW	TOTAL	WEIGHTED AVERAGE
(no label)	40.63% 26	42.19% 27	4.69% 3	4.69% 3	1.56% 1	6.25% 4	64	3.97

Q32 Rosary Academy uses the results of standardized (Pre-ACT, PSAT, ACT, and SAT) and teacher-developed (tests, projects, final exam) assessments to improve the curriculum and increase learning.

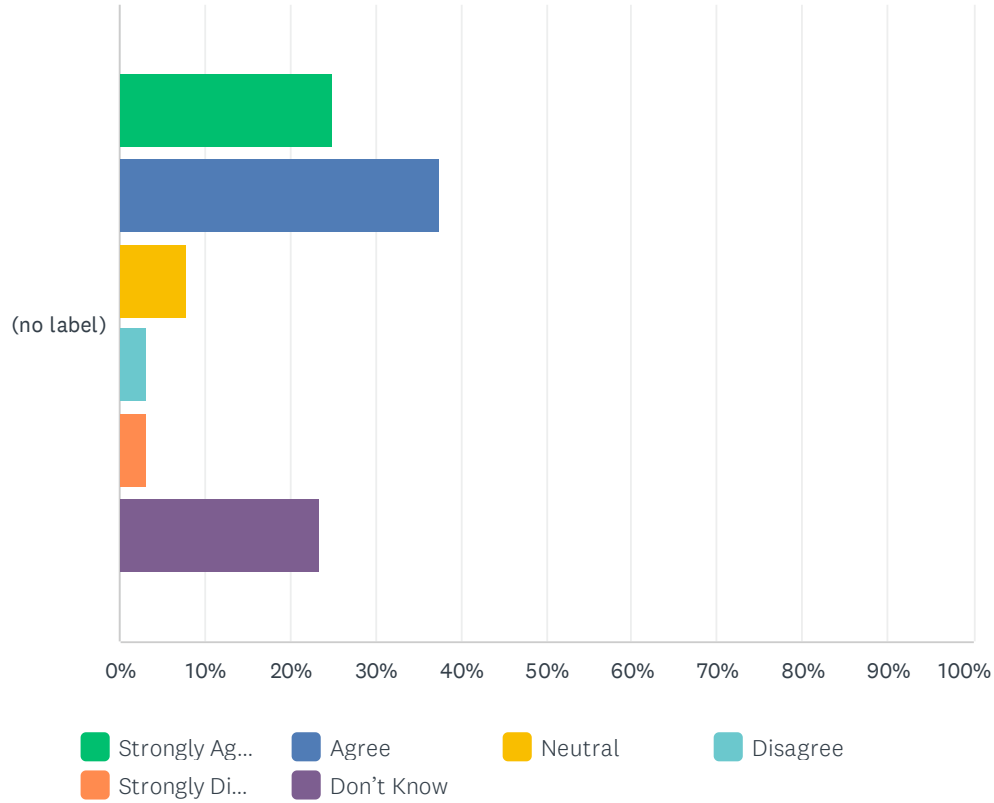
Answered: 65 Skipped: 0



	STRONGLY AGREE	AGREE	NEUTRAL	DISAGREE	STRONGLY DISAGREE	DON'T KNOW	TOTAL	WEIGHTED AVERAGE
(no label)	24.62% 16	35.38% 23	10.77% 7	1.54% 1	1.54% 1	26.15% 17	65	3.02

Q33 Teachers vary the types of assessments they use to monitor individual and class-wide student learning.

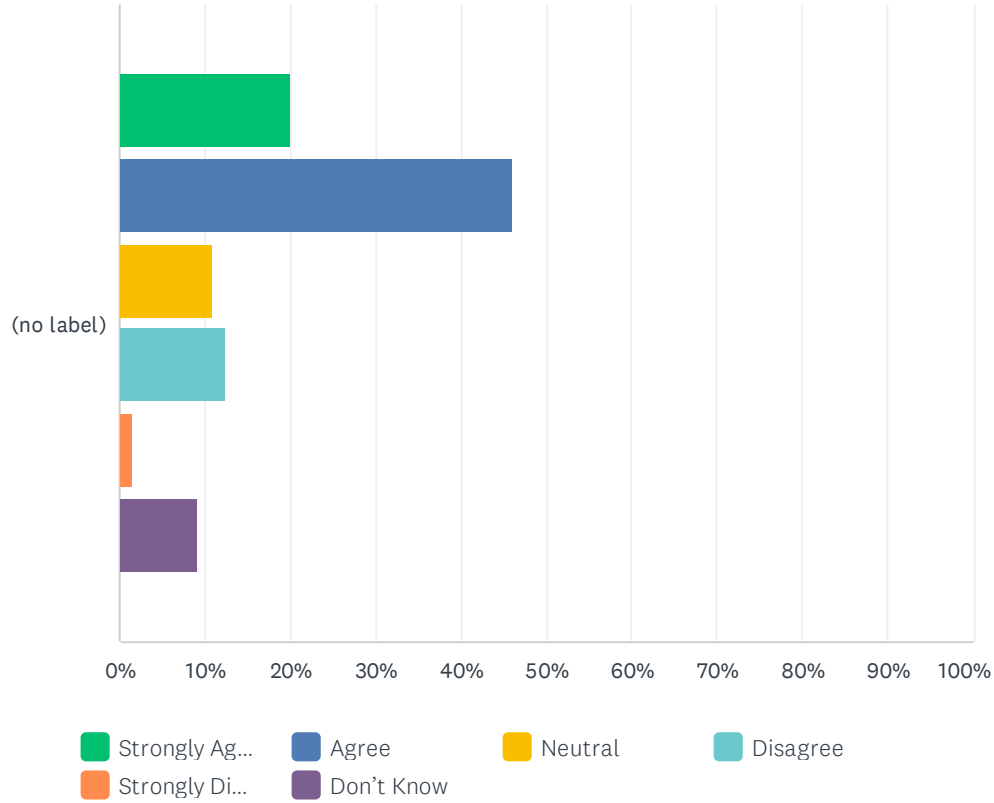
Answered: 64 Skipped: 1



	STRONGLY AGREE	AGREE	NEUTRAL	DISAGREE	STRONGLY DISAGREE	DON'T KNOW	TOTAL	WEIGHTED AVERAGE
(no label)	25.00% 16	37.50% 24	7.81% 5	3.13% 2	3.13% 2	23.44% 15	64	3.08

Q34 Rosary Academy communicates how well students achieve compared to similar students locally and/or nationally.

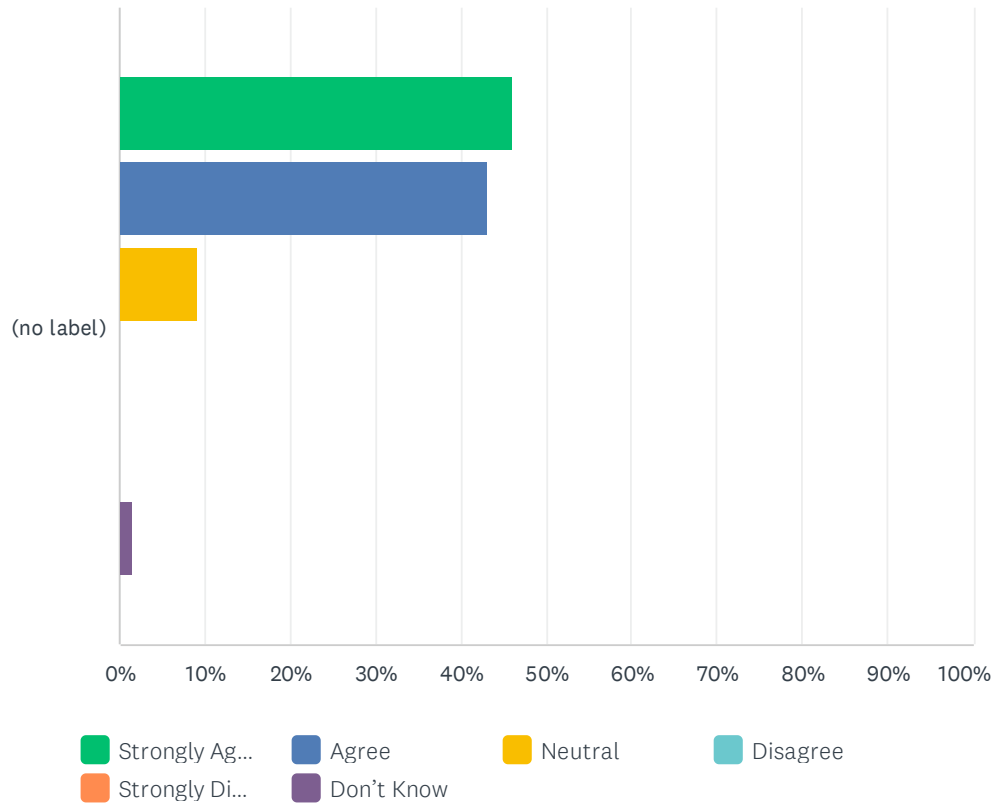
Answered: 65 Skipped: 0



	STRONGLY AGREE	AGREE	NEUTRAL	DISAGREE	STRONGLY DISAGREE	DON'T KNOW	TOTAL	WEIGHTED AVERAGE
(no label)	20.00% 13	46.15% 30	10.77% 7	12.31% 8	1.54% 1	9.23% 6	65	3.43

Q35 Rosary Academy provides programs and services that help students successfully complete the school program (for example, guidance and resource programs).

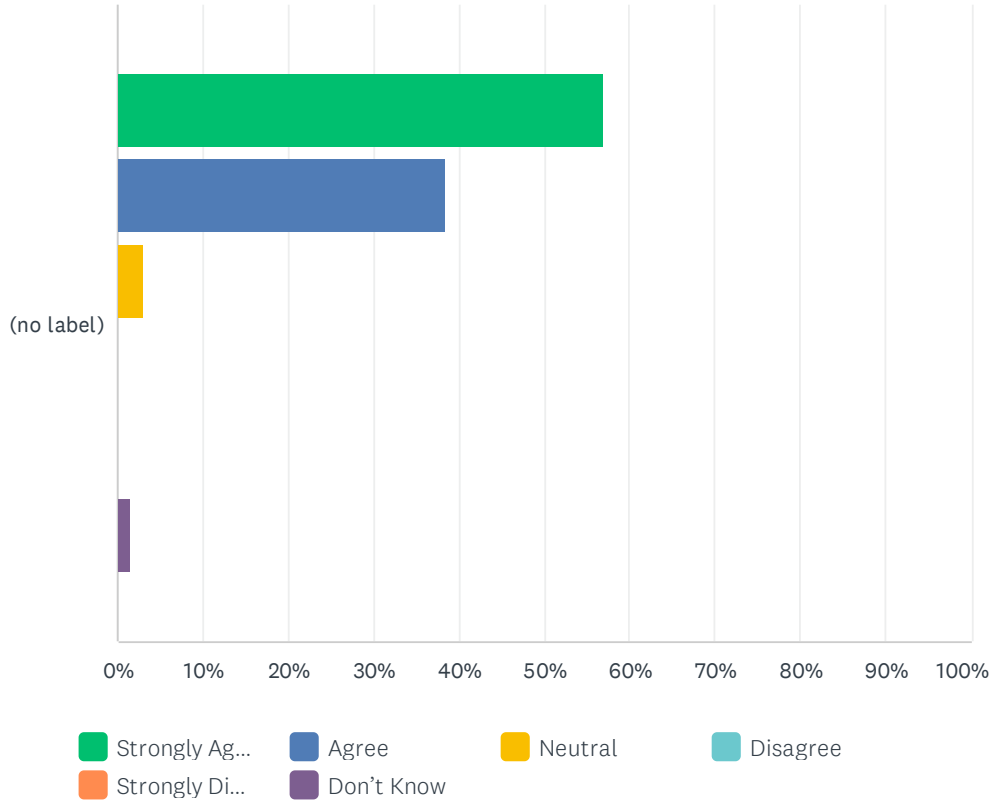
Answered: 65 Skipped: 0



	STRONGLY AGREE	AGREE	NEUTRAL	DISAGREE	STRONGLY DISAGREE	DON'T KNOW	TOTAL	WEIGHTED AVERAGE
(no label)	46.15% 30	43.08% 28	9.23% 6	0.00% 0	0.00% 0	1.54% 1	65	4.31

Q36 Rosary Academy provides enriching programs for students to develop their gifts and talents and enhance their creative, artistic, social/emotional, physical, and spiritual potential.

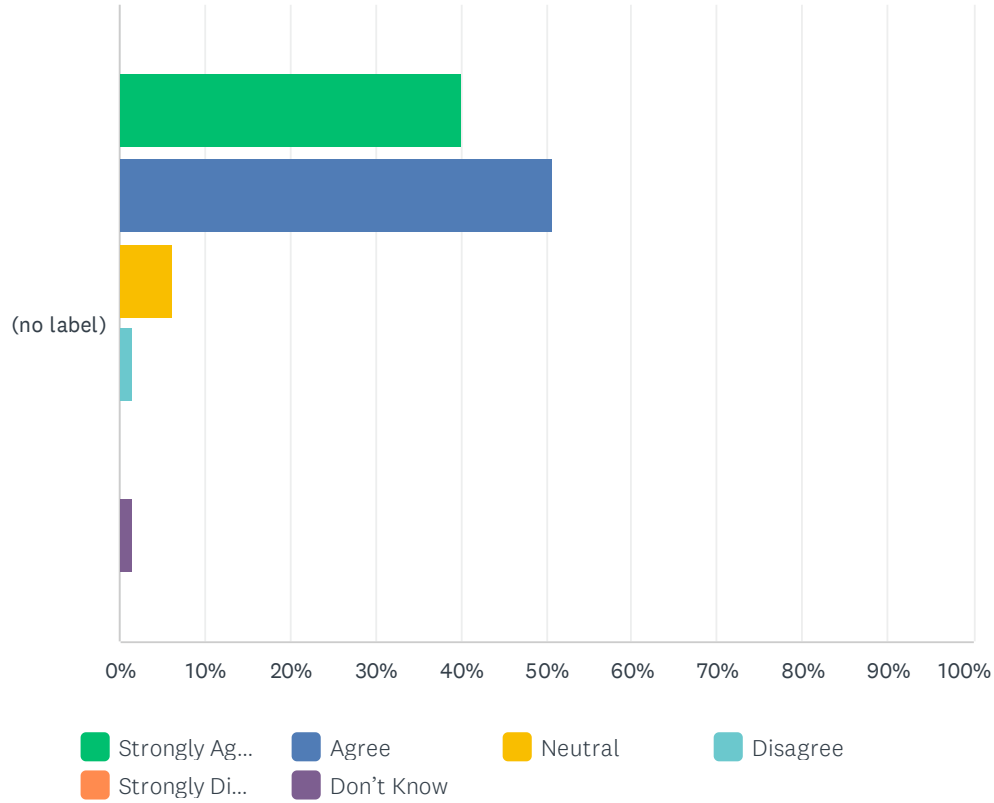
Answered: 65 Skipped: 0



	STRONGLY AGREE	AGREE	NEUTRAL	DISAGREE	STRONGLY DISAGREE	DON'T KNOW	TOTAL	WEIGHTED AVERAGE
(no label)	56.92% 37	38.46% 25	3.08% 2	0.00% 0	0.00% 0	1.54% 1	65	4.48

Q37 Rosary Academy provides opportunities for parents/guardians to be involved in the education of their children.

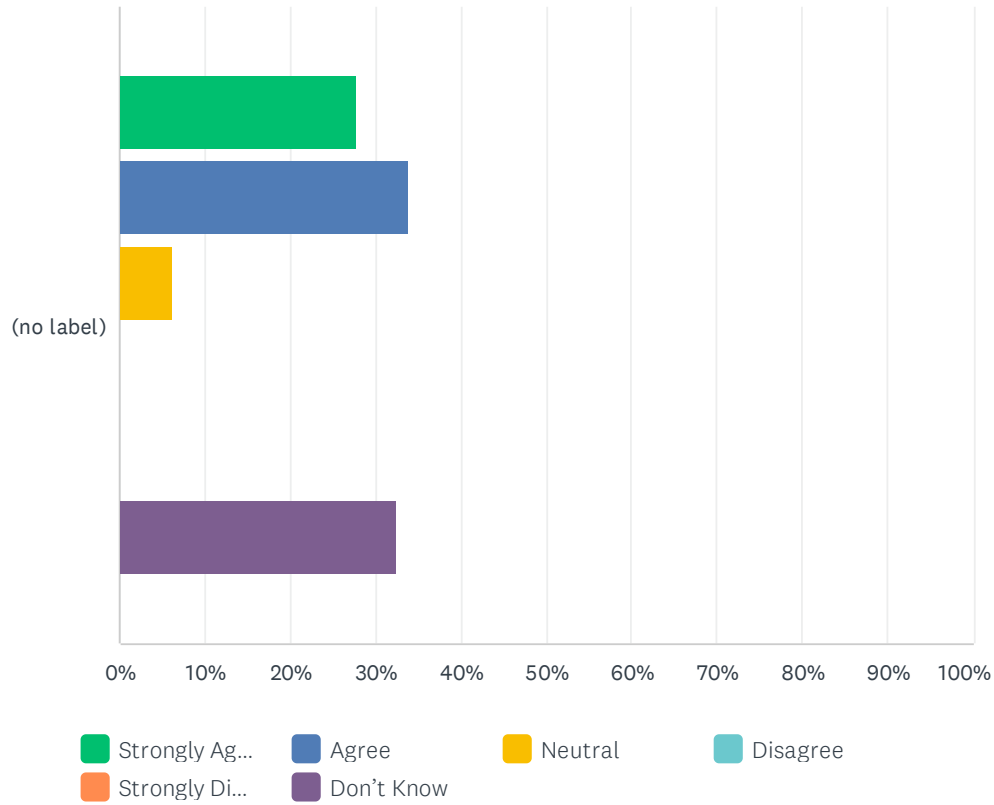
Answered: 65 Skipped: 0



	STRONGLY AGREE	AGREE	NEUTRAL	DISAGREE	STRONGLY DISAGREE	DON'T KNOW	TOTAL	WEIGHTED AVERAGE
(no label)	40.00% 26	50.77% 33	6.15% 4	1.54% 1	0.00% 0	1.54% 1	65	4.25

Q38 Rosary Academy's financial plan results from a collaborative process including expert advisors.

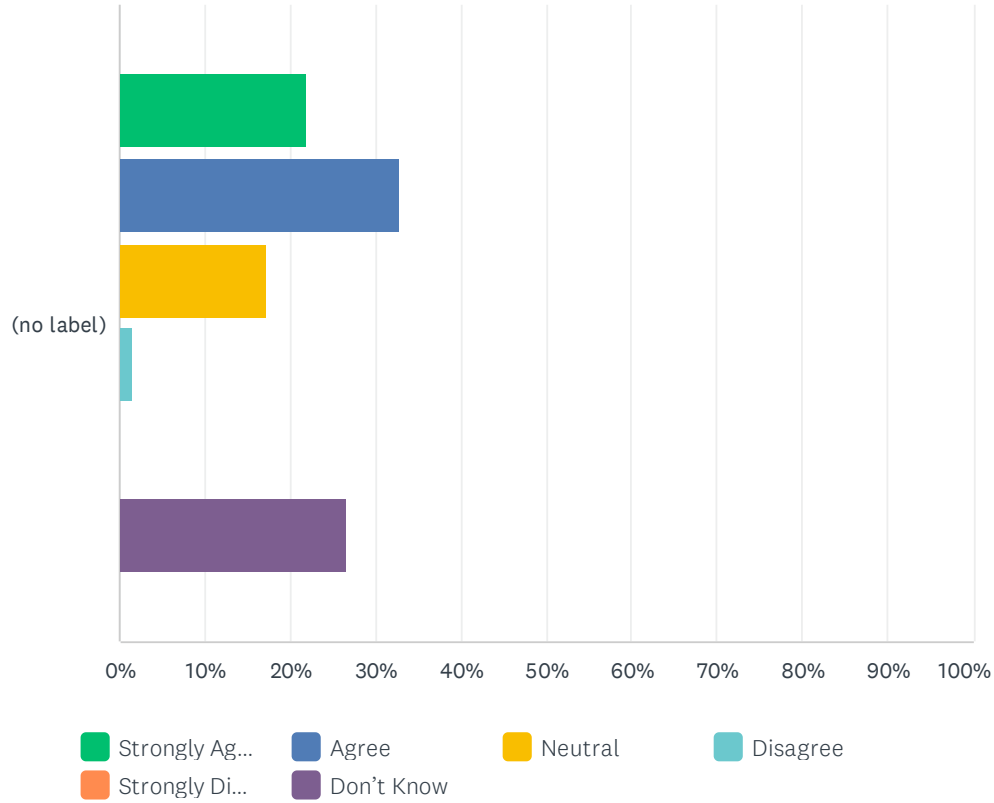
Answered: 65 Skipped: 0



	STRONGLY AGREE	AGREE	NEUTRAL	DISAGREE	STRONGLY DISAGREE	DON'T KNOW	TOTAL	WEIGHTED AVERAGE
(no label)	27.69% 18	33.85% 22	6.15% 4	0.00% 0	0.00% 0	32.31% 21	65	2.92

Q39 Rosary Academy consistently shares its financial plan with the school community.

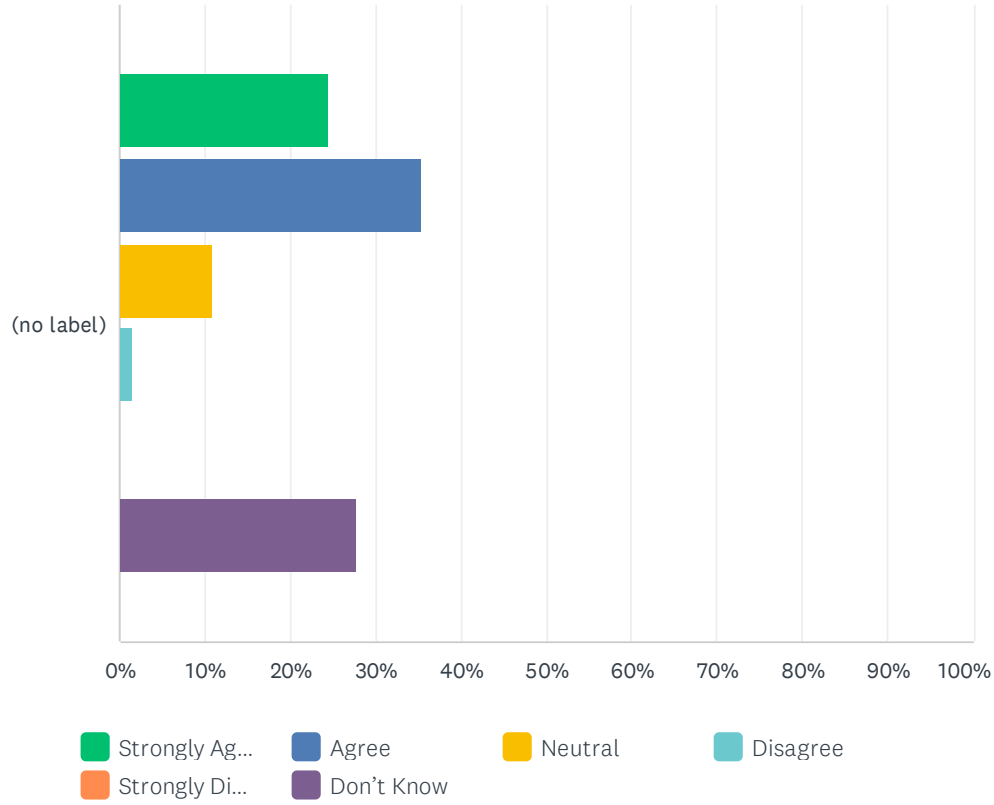
Answered: 64 Skipped: 1



	STRONGLY AGREE	AGREE	NEUTRAL	DISAGREE	STRONGLY DISAGREE	DON'T KNOW	TOTAL	WEIGHTED AVERAGE
(no label)	21.88% 14	32.81% 21	17.19% 11	1.56% 1	0.00% 0	26.56% 17	64	2.95

Q40 Rosary Academy leaders take responsibility for ensuring that the financial plans and budgets are implemented using best practices.

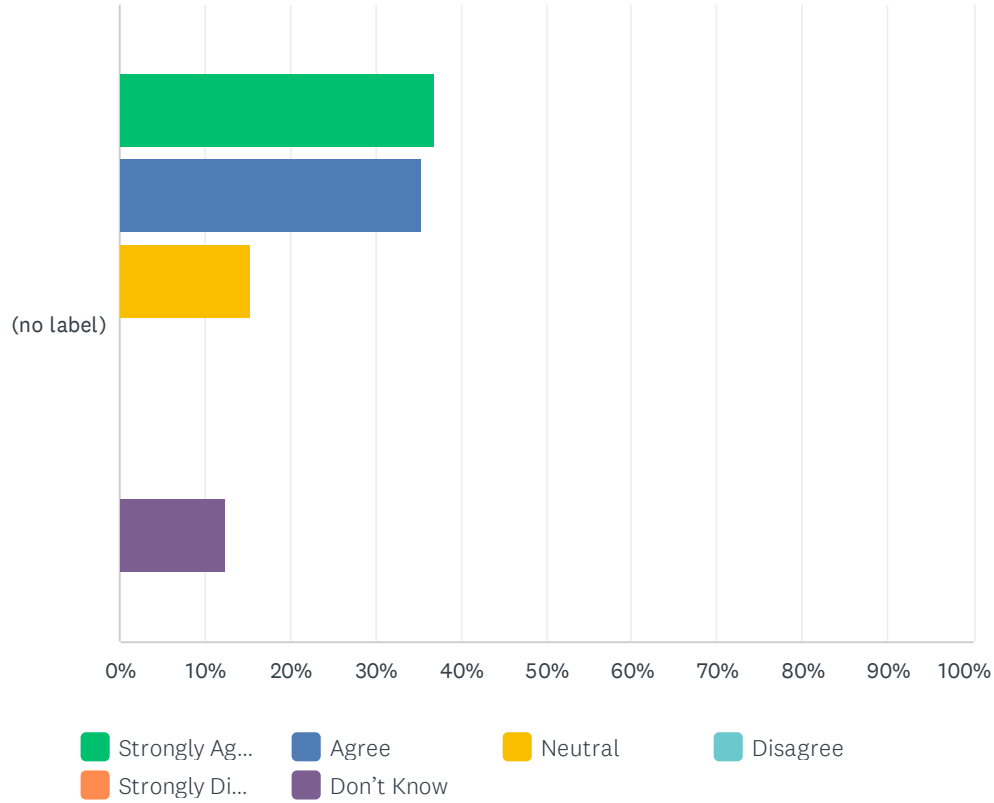
Answered: 65 Skipped: 0



	STRONGLY AGREE	AGREE	NEUTRAL	DISAGREE	STRONGLY DISAGREE	DON'T KNOW	TOTAL	WEIGHTED AVERAGE
(no label)	24.62% 16	35.38% 23	10.77% 7	1.54% 1	0.00% 0	27.69% 18	65	3.00

Q41 Rosary Academy treats all personnel with consistency, fairness, and justice.

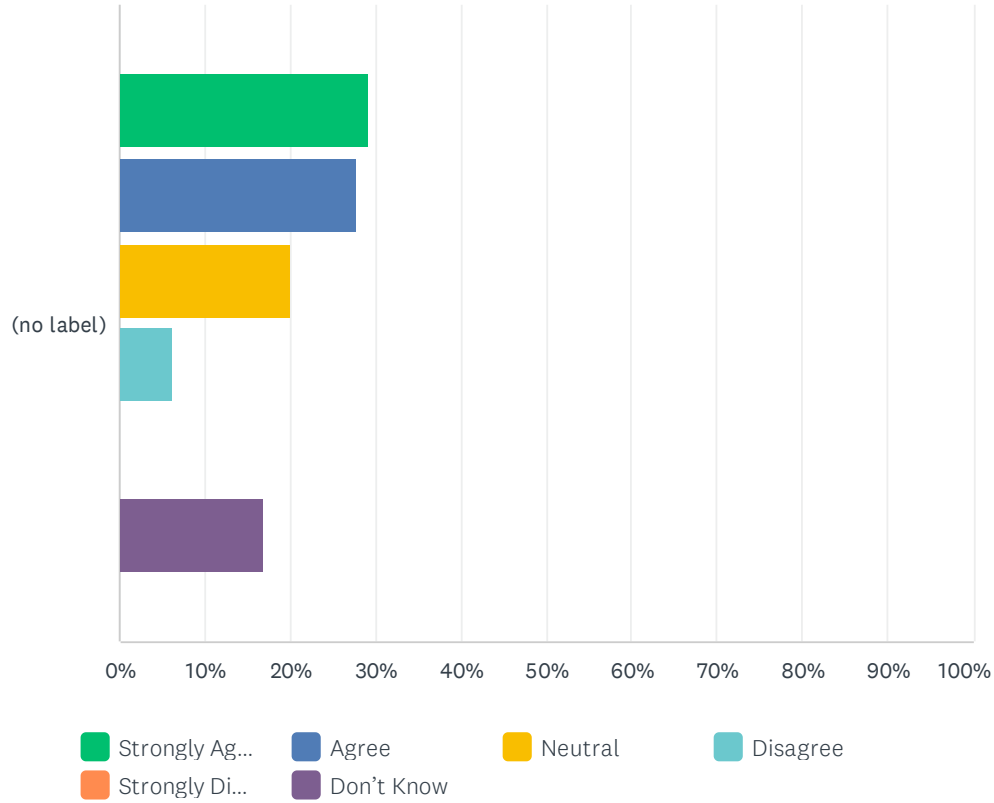
Answered: 65 Skipped: 0



	STRONGLY AGREE	AGREE	NEUTRAL	DISAGREE	STRONGLY DISAGREE	DON'T KNOW	TOTAL	WEIGHTED AVERAGE
(no label)	36.92%	35.38%	15.38%	0.00%	0.00%	12.31%	65	3.72
	24	23	10	0	0	8		

Q42 Rosary Academy maintains and shares plans for managing facilities and equipment.

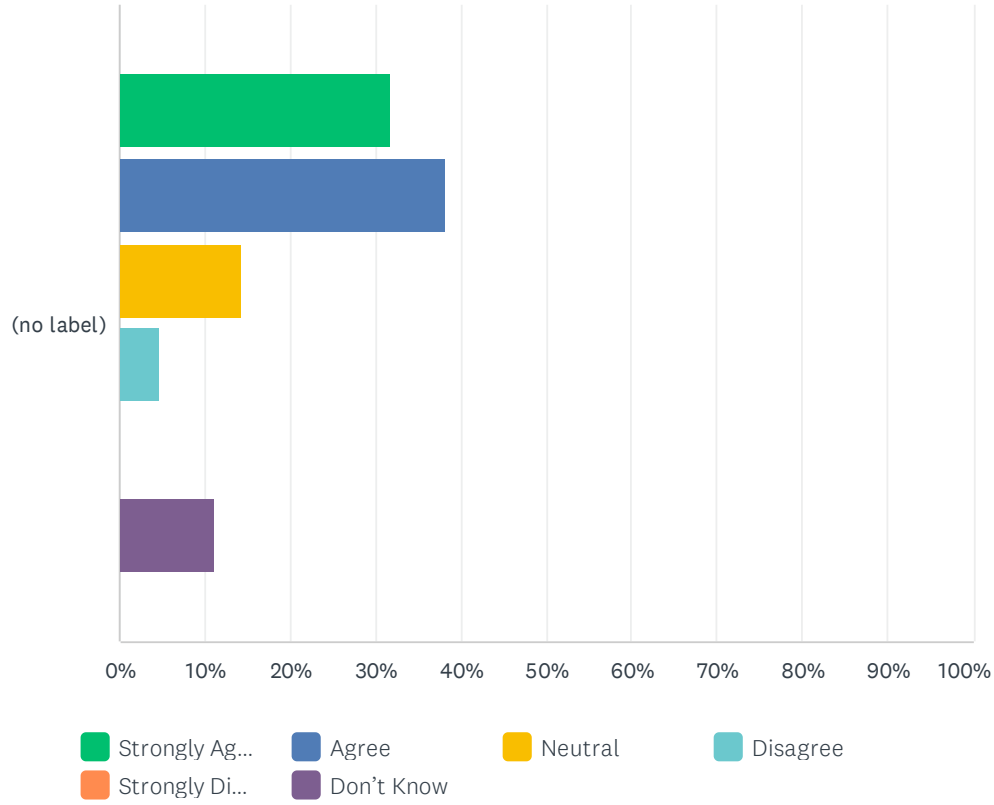
Answered: 65 Skipped: 0



	STRONGLY AGREE	AGREE	NEUTRAL	DISAGREE	STRONGLY DISAGREE	DON'T KNOW	TOTAL	WEIGHTED AVERAGE
(no label)	29.23% 19	27.69% 18	20.00% 13	6.15% 4	0.00% 0	16.92% 11	65	3.29

Q43 Rosary Academy maintains and shares a technology management plan.

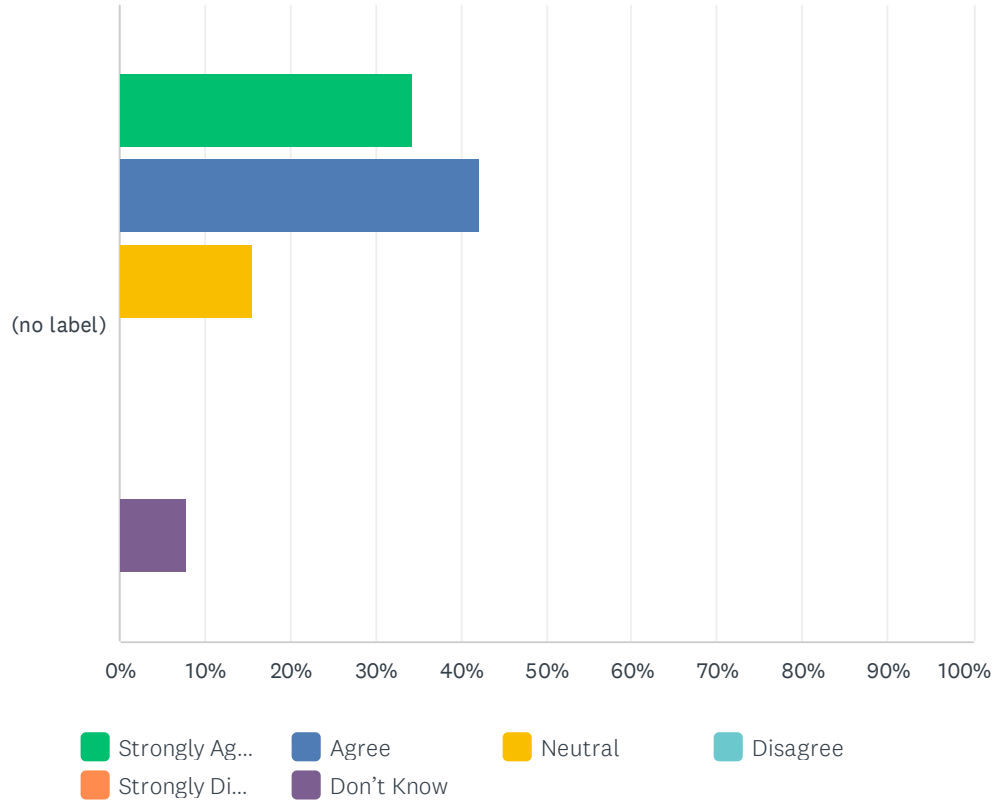
Answered: 63 Skipped: 2



	STRONGLY AGREE	AGREE	NEUTRAL	DISAGREE	STRONGLY DISAGREE	DON'T KNOW	TOTAL	WEIGHTED AVERAGE
(no label)	31.75%	38.10%	14.29%	4.76%	0.00%	11.11%	63	3.63
	20	24	9	3	0	7		

Q44 Rosary Academy's facilities, equipment, and technology management plans are designed to enhance teaching and learning.

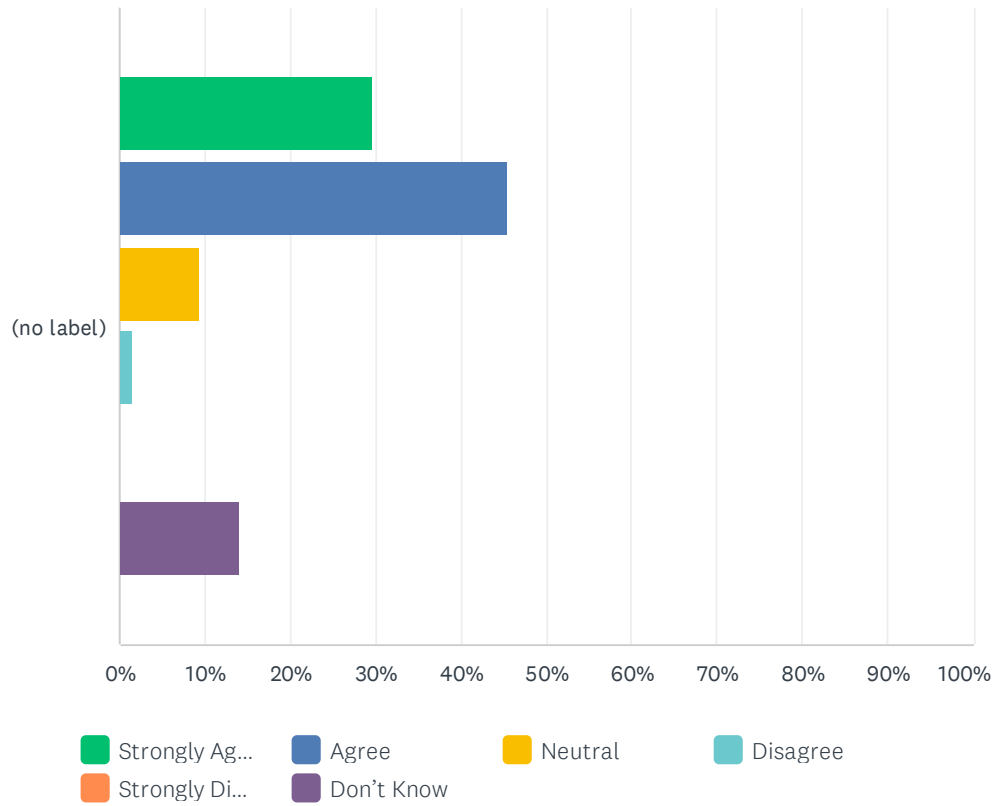
Answered: 64 Skipped: 1



	STRONGLY AGREE	AGREE	NEUTRAL	DISAGREE	STRONGLY DISAGREE	DON'T KNOW	TOTAL	WEIGHTED AVERAGE
(no label)	34.38% 22	42.19% 27	15.63% 10	0.00% 0	0.00% 0	7.81% 5	64	3.88

Q45 Rosary Academy has an institutional advancement plan that uses current and effective strategies for communication, marketing, and development.

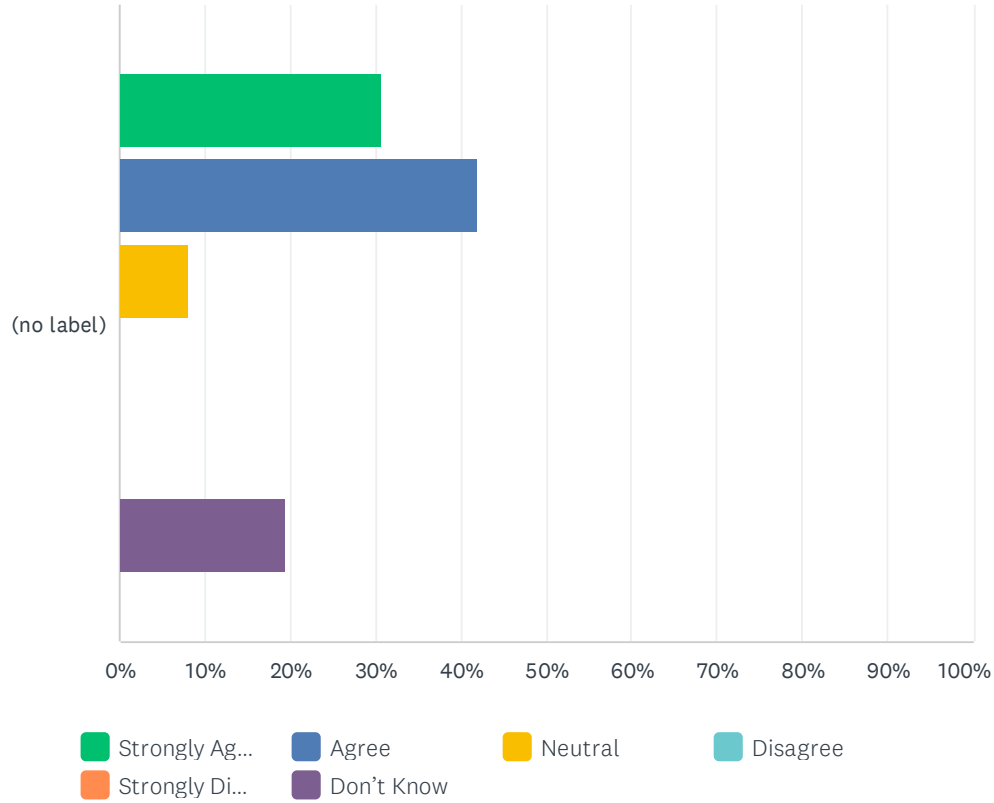
Answered: 64 Skipped: 1



	STRONGLY AGREE	AGREE	NEUTRAL	DISAGREE	STRONGLY DISAGREE	DON'T KNOW	TOTAL	WEIGHTED AVERAGE
(no label)	29.69% 19	45.31% 29	9.38% 6	1.56% 1	0.00% 0	14.06% 9	64	3.61

Q46 Rosary Academy has an institutional advancement plan based on our mission, which uses current and effective strategies for enrollment management.

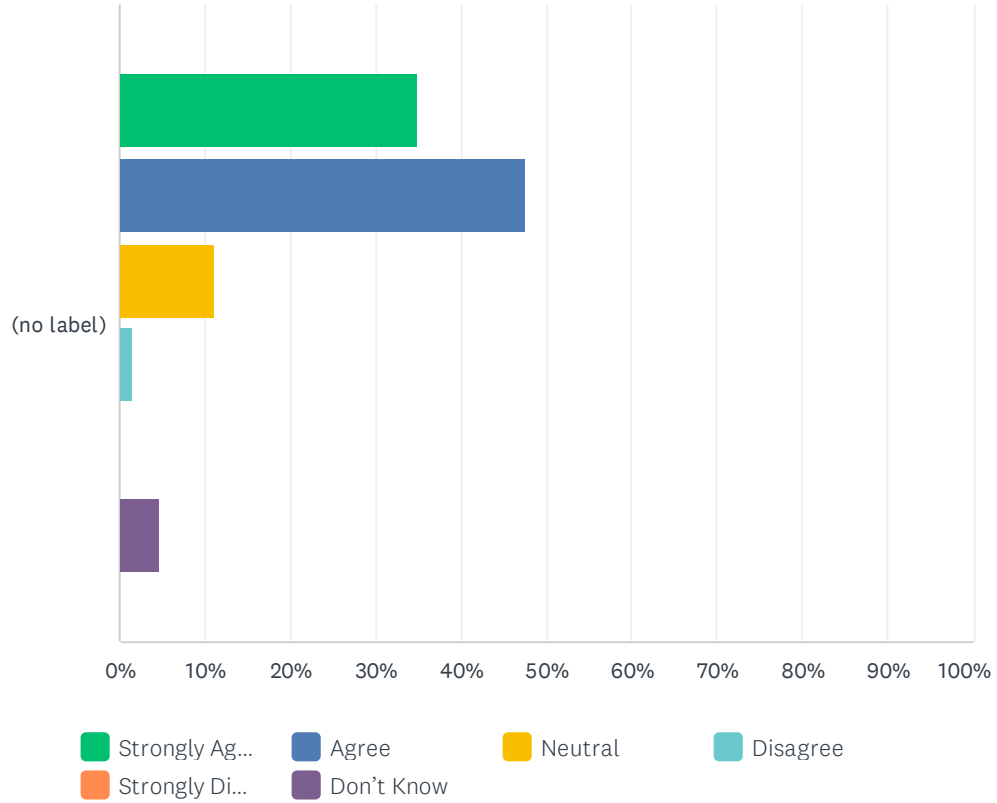
Answered: 62 Skipped: 3



	STRONGLY AGREE	AGREE	NEUTRAL	DISAGREE	STRONGLY DISAGREE	DON'T KNOW	TOTAL	WEIGHTED AVERAGE
(no label)	30.65% 19	41.94% 26	8.06% 5	0.00% 0	0.00% 0	19.35% 12	62	3.45

Q47 Rosary Academy does a good job of attracting new students to our school.

Answered: 63 Skipped: 2



	STRONGLY AGREE	AGREE	NEUTRAL	DISAGREE	STRONGLY DISAGREE	DON'T KNOW	TOTAL	WEIGHTED AVERAGE
(no label)	34.92% 22	47.62% 30	11.11% 7	1.59% 1	0.00% 0	4.76% 3	63	4.02

Q48 Please identify 3 of the school's areas of strength.

Answered: 51 Skipped: 14

Q49 Please identify 3 of the areas of growth that you believe the school should include in the Educational Improvement Plan that will be developed as a part of this accreditation process.

Answered: 37 Skipped: 28