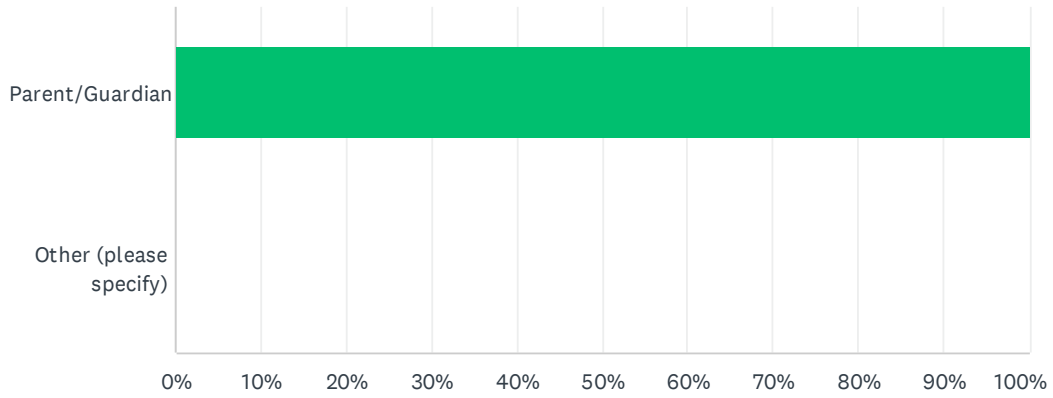


Q1 What is your relation to Rosary Academy?

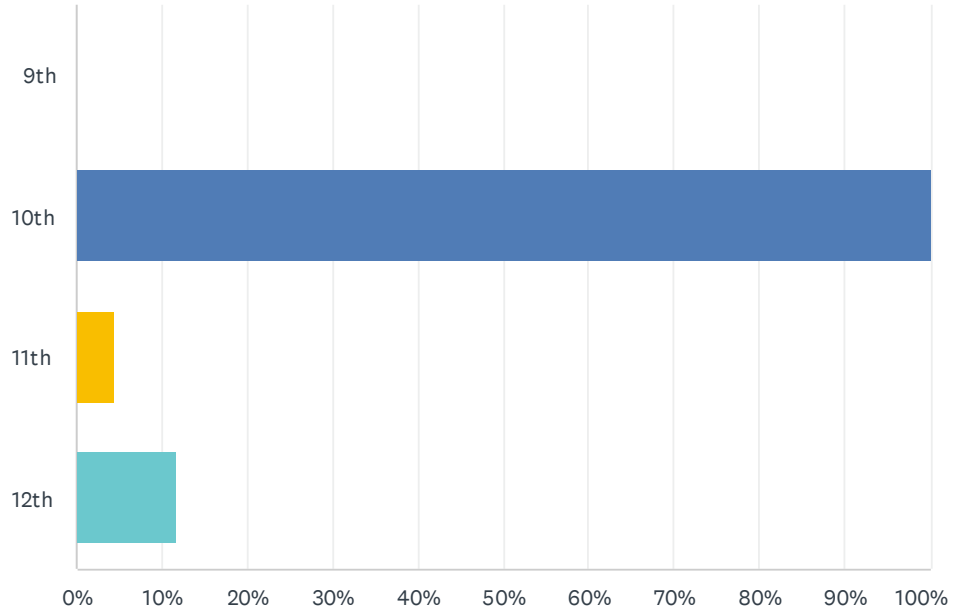
Answered: 68 Skipped: 0



ANSWER CHOICES	RESPONSES	
Parent/Guardian	100.00%	68
Other (please specify)	0.00%	0
TOTAL		68

Q2 Please identify the current grade of your student(s) in Rosary Academy.

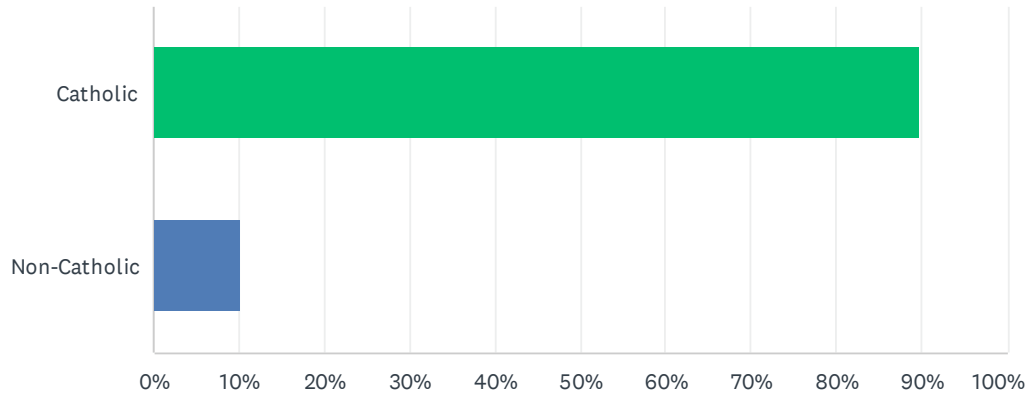
Answered: 68 Skipped: 0



ANSWER CHOICES	RESPONSES	
9th	0.00%	0
10th	100.00%	68
11th	4.41%	3
12th	11.76%	8
Total Respondents: 68		

Q3 Religious Affiliation

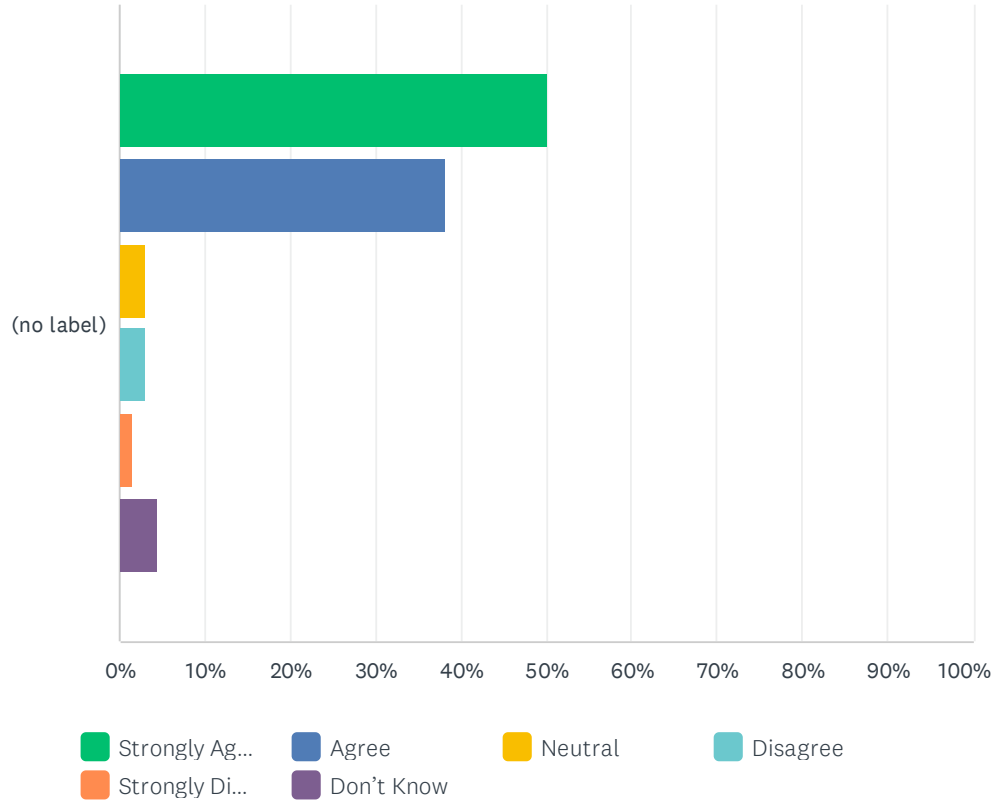
Answered: 68 Skipped: 0



ANSWER CHOICES	RESPONSES	
Catholic	89.71%	61
Non-Catholic	10.29%	7
TOTAL		68

Q4 Everyone in the Rosary Academy community- administrators, faculty, staff, students, and parents/guardians, alumnae, and supporters-knows and understands the school's mission.

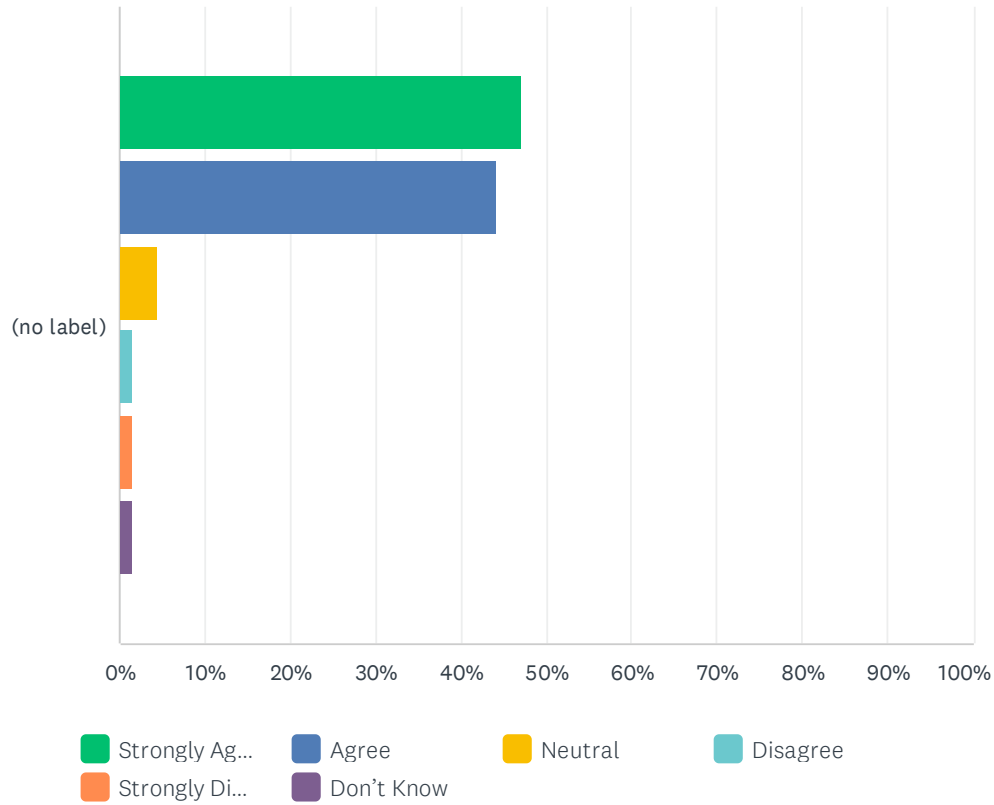
Answered: 68 Skipped: 0



	STRONGLY AGREE	AGREE	NEUTRAL	DISAGREE	STRONGLY DISAGREE	DON'T KNOW	TOTAL	WEIGHTED AVERAGE
(no label)	50.00% 34	38.24% 26	2.94% 2	2.94% 2	1.47% 1	4.41% 3	68	4.19

Q5 Everything we do at Rosary Academy is guided and directed by our mission.

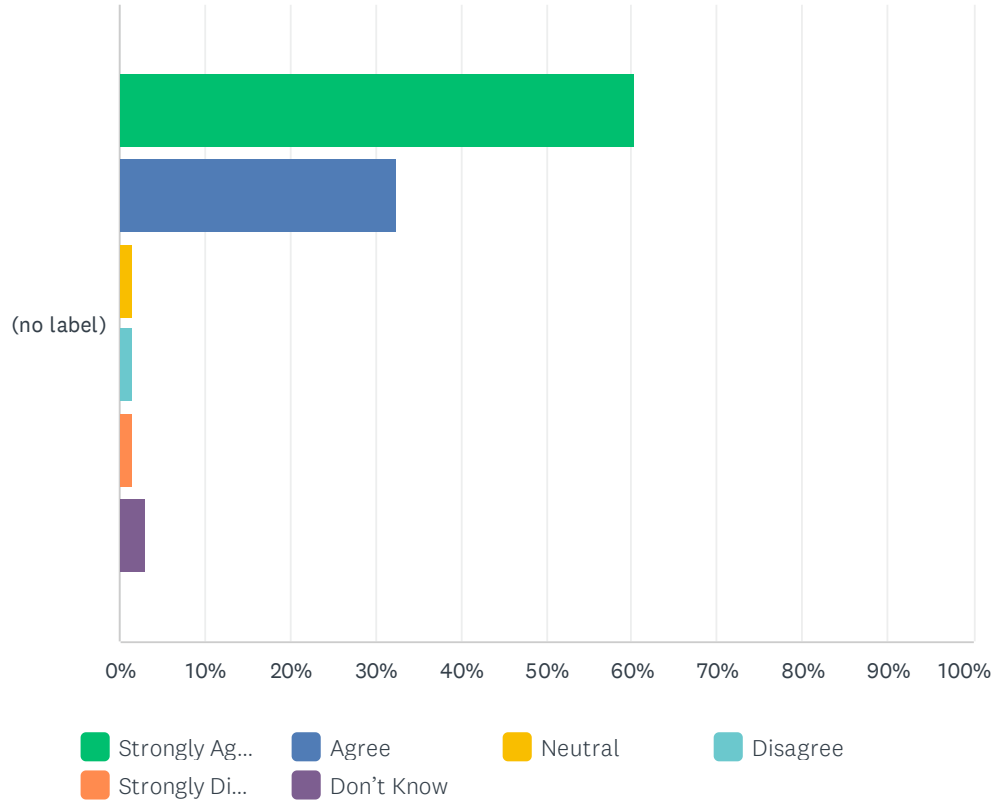
Answered: 68 Skipped: 0



	STRONGLY AGREE	AGREE	NEUTRAL	DISAGREE	STRONGLY DISAGREE	DON'T KNOW	TOTAL	WEIGHTED AVERAGE
(no label)	47.06% 32	44.12% 30	4.41% 3	1.47% 1	1.47% 1	1.47% 1	68	4.29

Q6 Rosary Academy's mission statement clearly expresses a commitment to Catholic identity.

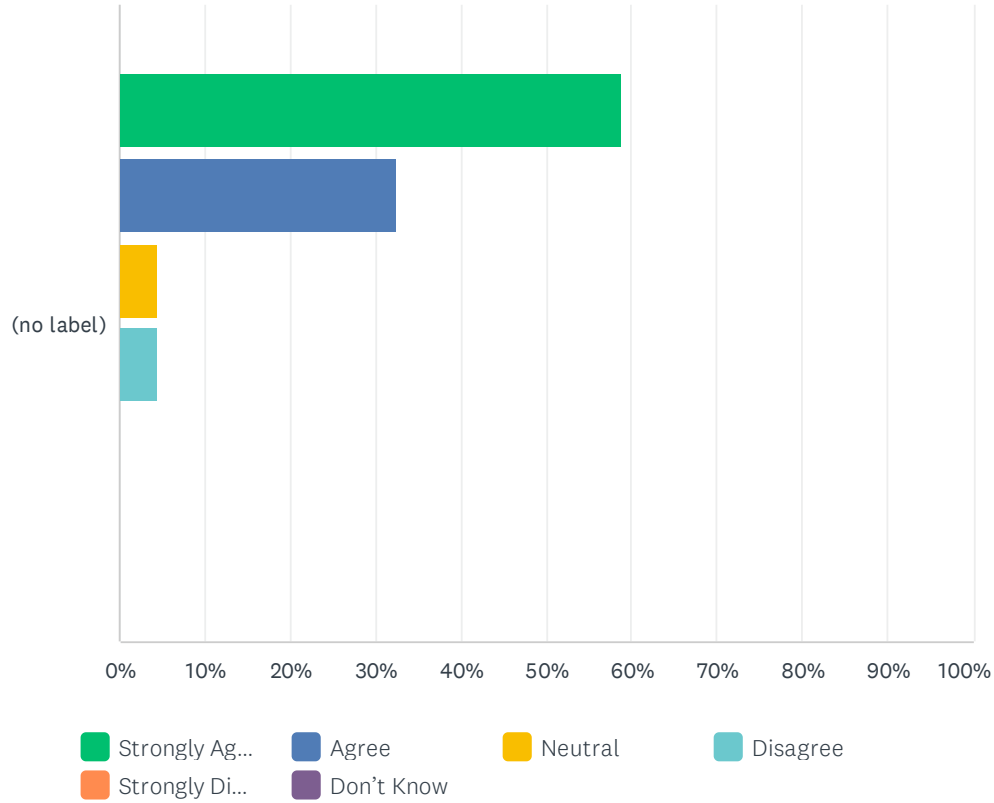
Answered: 68 Skipped: 0



	STRONGLY AGREE	AGREE	NEUTRAL	DISAGREE	STRONGLY DISAGREE	DON'T KNOW	TOTAL	WEIGHTED AVERAGE
(no label)	60.29%	32.35%	1.47%	1.47%	1.47%	2.94%	68	4.40
	41	22	1	1	1	2		

Q7 Rosary Academy provides an academically rigorous Catholic religion program taught by qualified teachers.

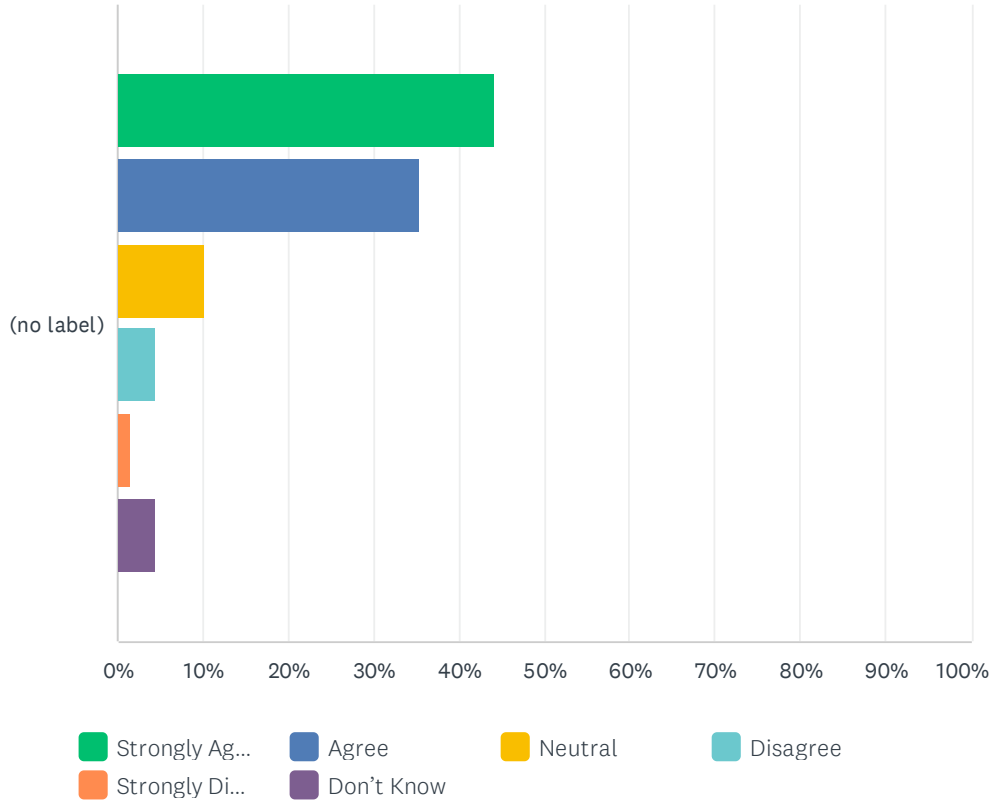
Answered: 68 Skipped: 0



	STRONGLY AGREE	AGREE	NEUTRAL	DISAGREE	STRONGLY DISAGREE	DON'T KNOW	TOTAL	WEIGHTED AVERAGE
(no label)	58.82%	32.35%	4.41%	4.41%	0.00%	0.00%	68	4.46
	40	22	3	3	0	0		

Q8 In all subjects, teachers help students think critically and ethically about the world around them, using the lens of Gospel values and Catholic doctrine and beliefs.

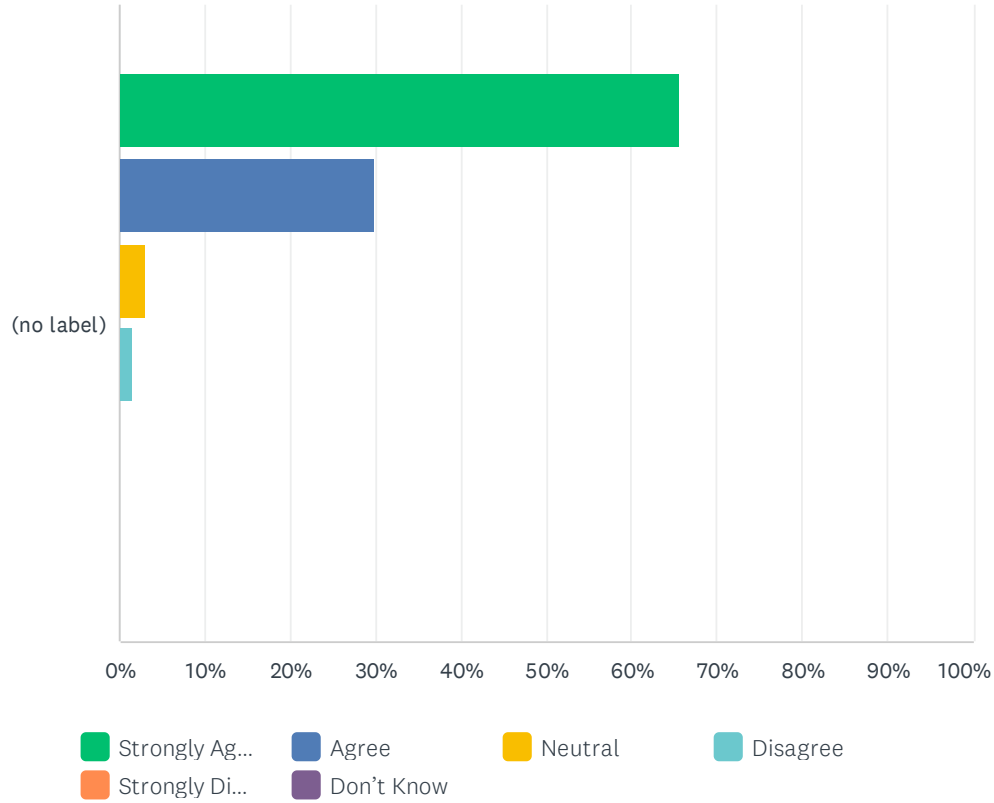
Answered: 68 Skipped: 0



	STRONGLY AGREE	AGREE	NEUTRAL	DISAGREE	STRONGLY DISAGREE	DON'T KNOW	TOTAL	WEIGHTED AVERAGE
(no label)	44.12% 30	35.29% 24	10.29% 7	4.41% 3	1.47% 1	4.41% 3	68	4.03

Q9 Rosary Academy provides opportunities outside the classroom for students' faith formation and participation in retreats, prayer, Mass, sacraments, and other spiritual experiences.

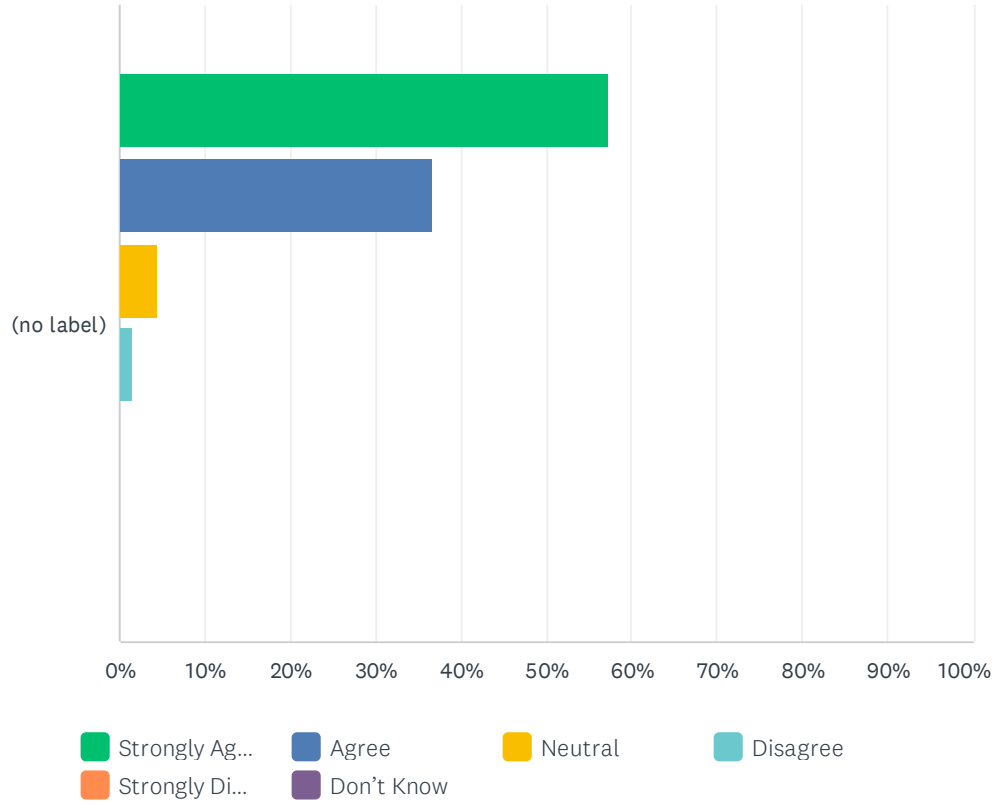
Answered: 67 Skipped: 1



	STRONGLY AGREE	AGREE	NEUTRAL	DISAGREE	STRONGLY DISAGREE	DON'T KNOW	TOTAL	WEIGHTED AVERAGE
(no label)	65.67% 44	29.85% 20	2.99% 2	1.49% 1	0.00% 0	0.00% 0	67	4.60

Q10 Rosary Academy provides opportunities outside the classroom for students to participate in service activities.

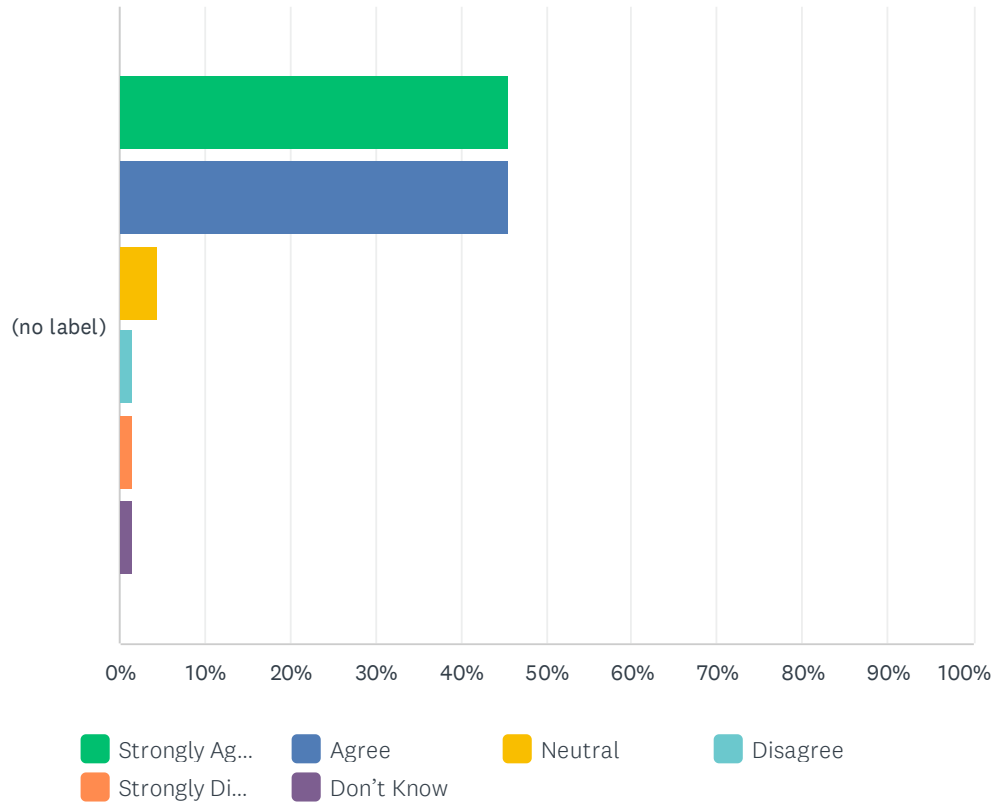
Answered: 68 Skipped: 0



	STRONGLY AGREE	AGREE	NEUTRAL	DISAGREE	STRONGLY DISAGREE	DON'T KNOW	TOTAL	WEIGHTED AVERAGE
(no label)	57.35%	36.76%	4.41%	1.47%	0.00%	0.00%	68	4.50
	39	25	3	1	0	0		

Q11 Administrators, faculty and staff serve as role models of faith and service to students.

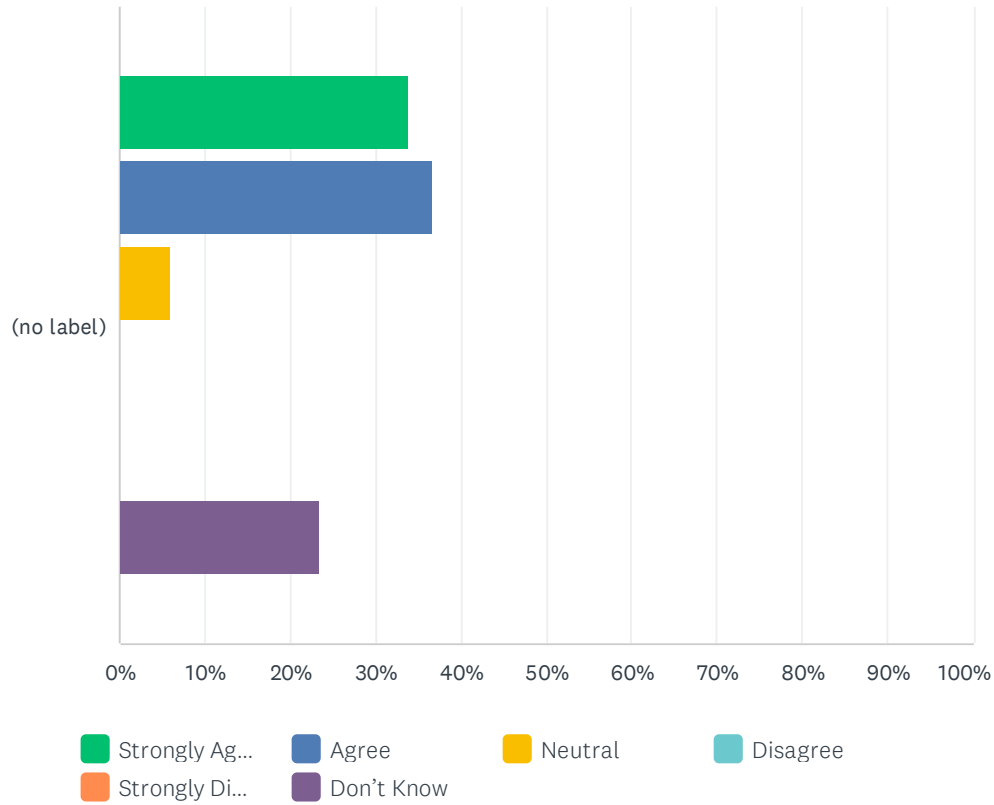
Answered: 68 Skipped: 0



	STRONGLY AGREE	AGREE	NEUTRAL	DISAGREE	STRONGLY DISAGREE	DON'T KNOW	TOTAL	WEIGHTED AVERAGE
(no label)	45.59% 31	45.59% 31	4.41% 3	1.47% 1	1.47% 1	1.47% 1	68	4.28

Q12 Rosary Academy provides opportunities for faith formation for faculty and staff.

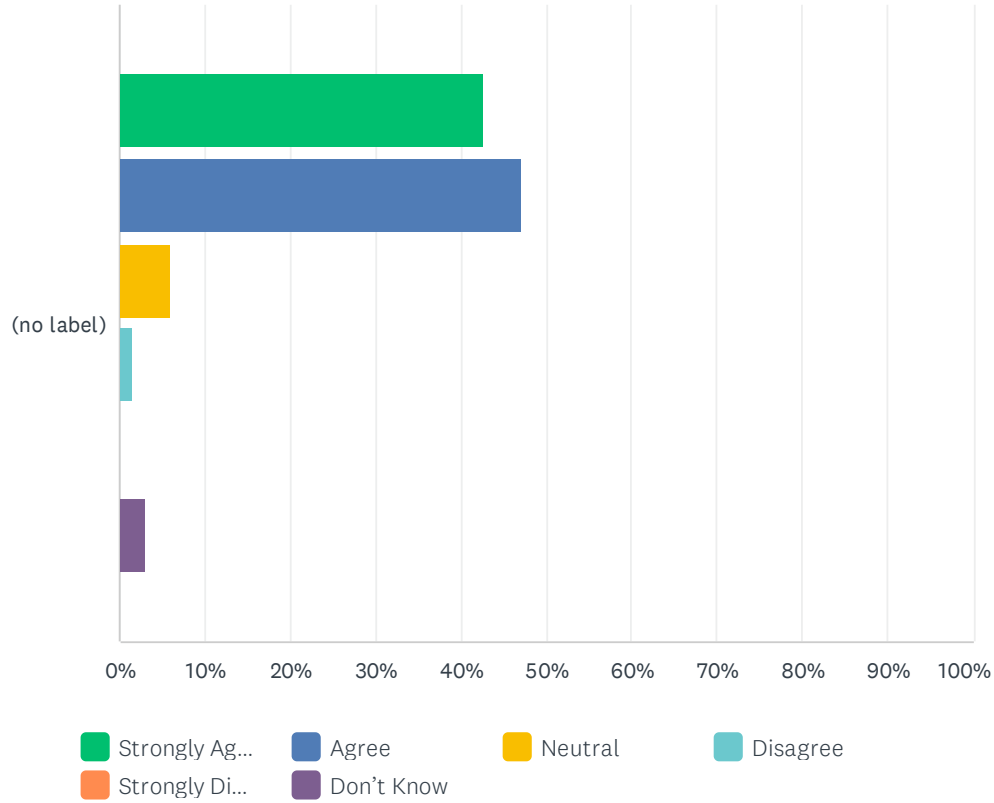
Answered: 68 Skipped: 0



	STRONGLY AGREE	AGREE	NEUTRAL	DISAGREE	STRONGLY DISAGREE	DON'T KNOW	TOTAL	WEIGHTED AVERAGE
(no label)	33.82% 23	36.76% 25	5.88% 4	0.00% 0	0.00% 0	23.53% 16	68	3.34

Q13 Rosary Academy provides opportunities for faith formation for parents/guardians and other adult members of the school community.

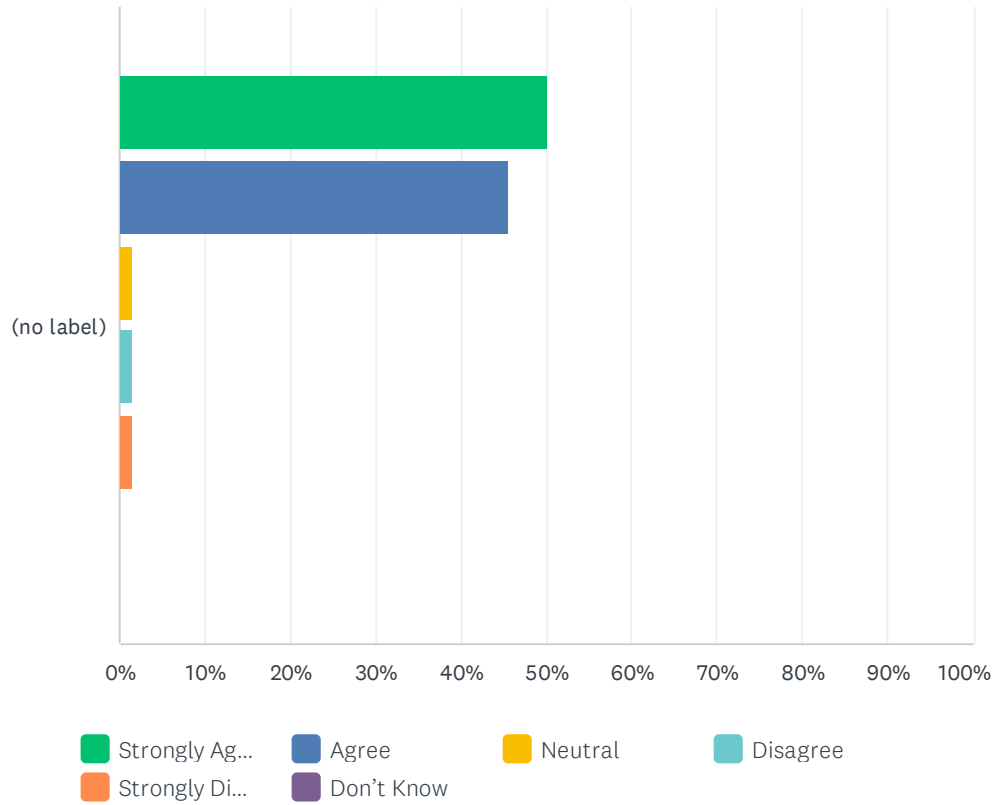
Answered: 68 Skipped: 0



	STRONGLY AGREE	AGREE	NEUTRAL	DISAGREE	STRONGLY DISAGREE	DON'T KNOW	TOTAL	WEIGHTED AVERAGE
(no label)	42.65%	47.06%	5.88%	1.47%	0.00%	2.94%	68	4.22
	29	32	4	1	0	2		

Q14 Rosary Academy helps parents/guardians support the faith life of their child.

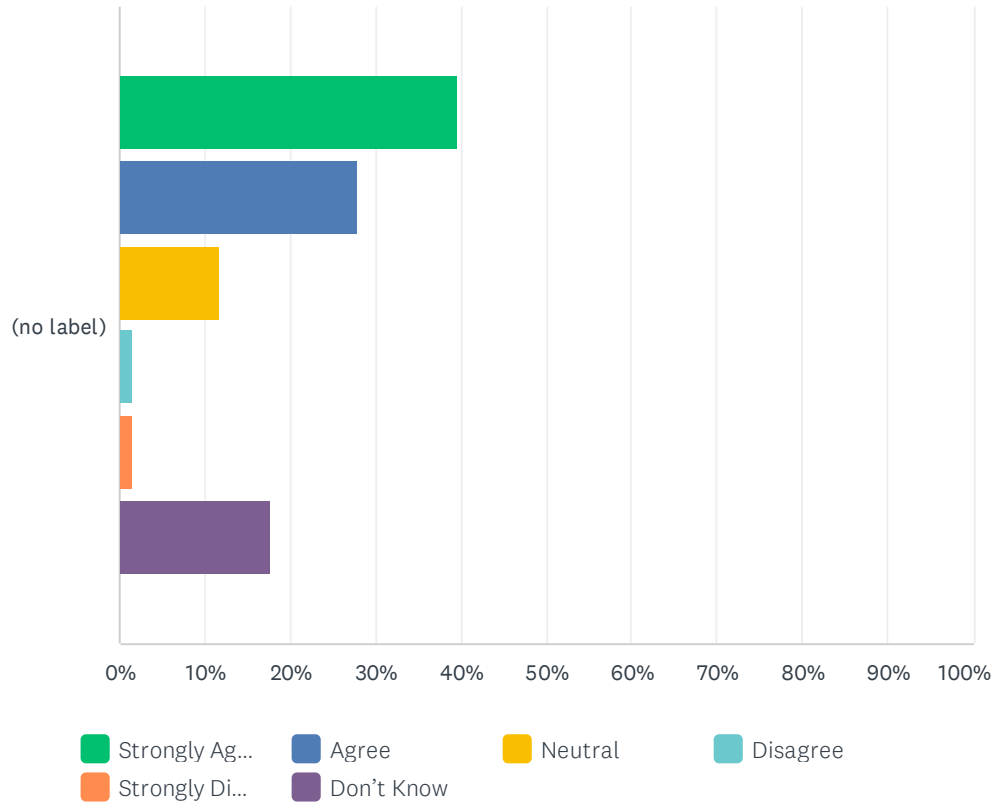
Answered: 68 Skipped: 0



	STRONGLY AGREE	AGREE	NEUTRAL	DISAGREE	STRONGLY DISAGREE	DON'T KNOW	TOTAL	WEIGHTED AVERAGE
(no label)	50.00% 34	45.59% 31	1.47% 1	1.47% 1	1.47% 1	0.00% 0	68	4.41

Q15 Rosary Academy provides opportunities for adult members of the school community to participate in service activities.

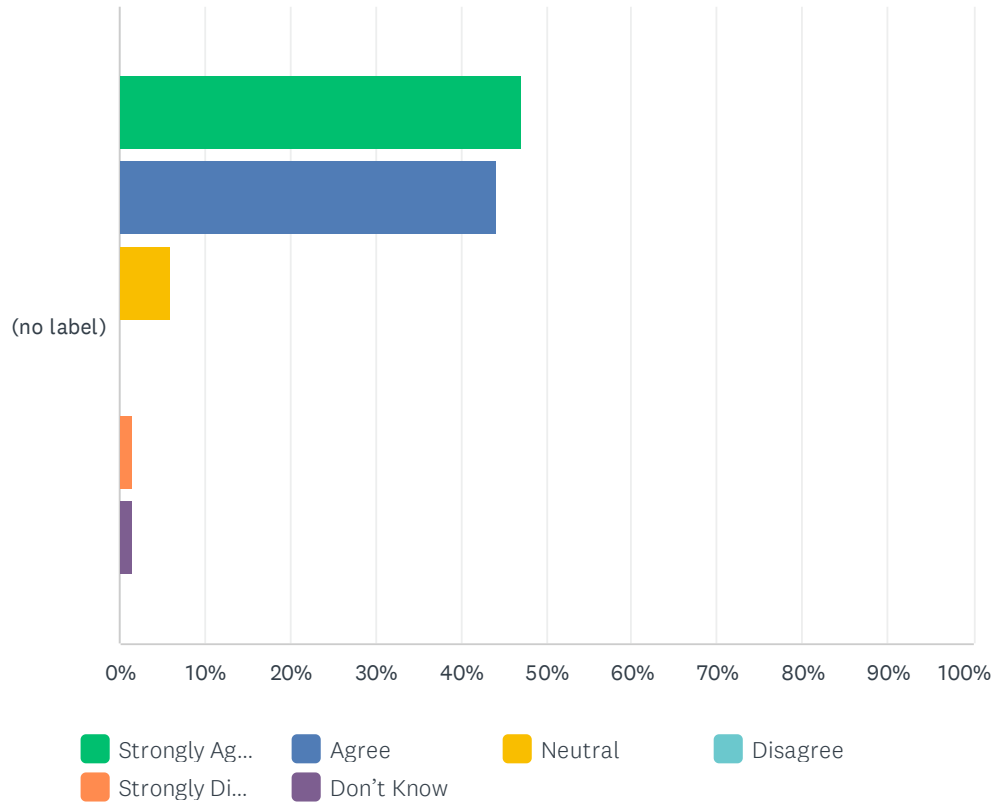
Answered: 68 Skipped: 0



	STRONGLY AGREE	AGREE	NEUTRAL	DISAGREE	STRONGLY DISAGREE	DON'T KNOW	TOTAL	WEIGHTED AVERAGE
(no label)	39.71% 27	27.94% 19	11.76% 8	1.47% 1	1.47% 1	17.65% 12	68	3.50

Q16 The faculty and staff in the school support the faith life of the school community.

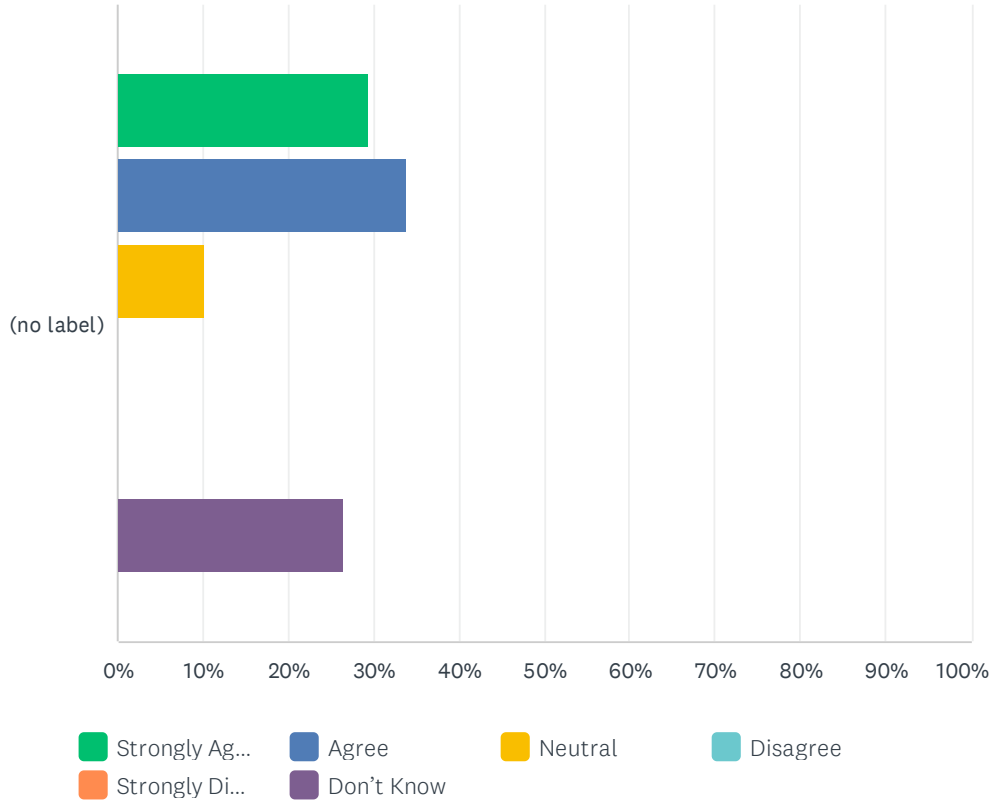
Answered: 68 Skipped: 0



	STRONGLY AGREE	AGREE	NEUTRAL	DISAGREE	STRONGLY DISAGREE	DON'T KNOW	TOTAL	WEIGHTED AVERAGE
(no label)	47.06% 32	44.12% 30	5.88% 4	0.00% 0	1.47% 1	1.47% 1	68	4.31

Q17 There is a person or group (such as a consultative board) that collaborates with the school administration to make or recommend decisions for the success of the school.

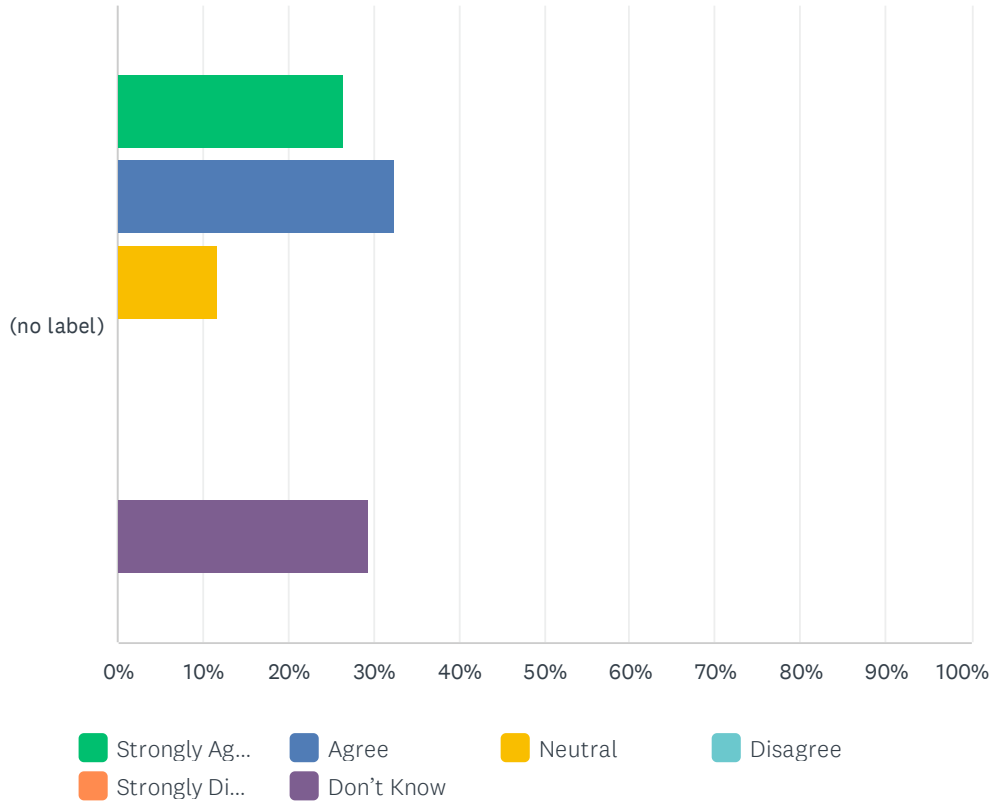
Answered: 68 Skipped: 0



	STRONGLY AGREE	AGREE	NEUTRAL	DISAGREE	STRONGLY DISAGREE	DON'T KNOW	TOTAL	WEIGHTED AVERAGE
(no label)	29.41% 20	33.82% 23	10.29% 7	0.00% 0	0.00% 0	26.47% 18	68	3.13

Q18 A person or group (such as a consultative board), in collaboration with the school administration, takes responsibility for monitoring that the school is faithful to its mission, academically excellent, and sound in its business decisions.

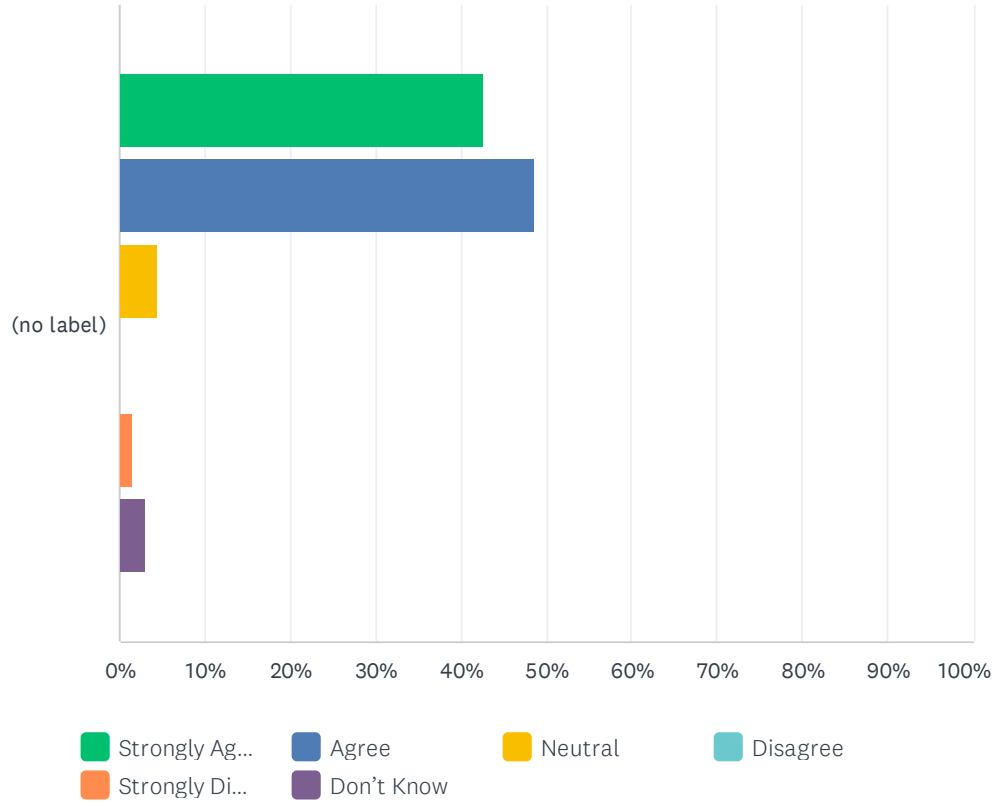
Answered: 68 Skipped: 0



	STRONGLY AGREE	AGREE	NEUTRAL	DISAGREE	STRONGLY DISAGREE	DON'T KNOW	TOTAL	WEIGHTED AVERAGE
(no label)	26.47% 18	32.35% 22	11.76% 8	0.00% 0	0.00% 0	29.41% 20	68	2.97

Q19 Rosary Academy administration effectively carries out its responsibilities in the areas of faith formation and instructional leadership.

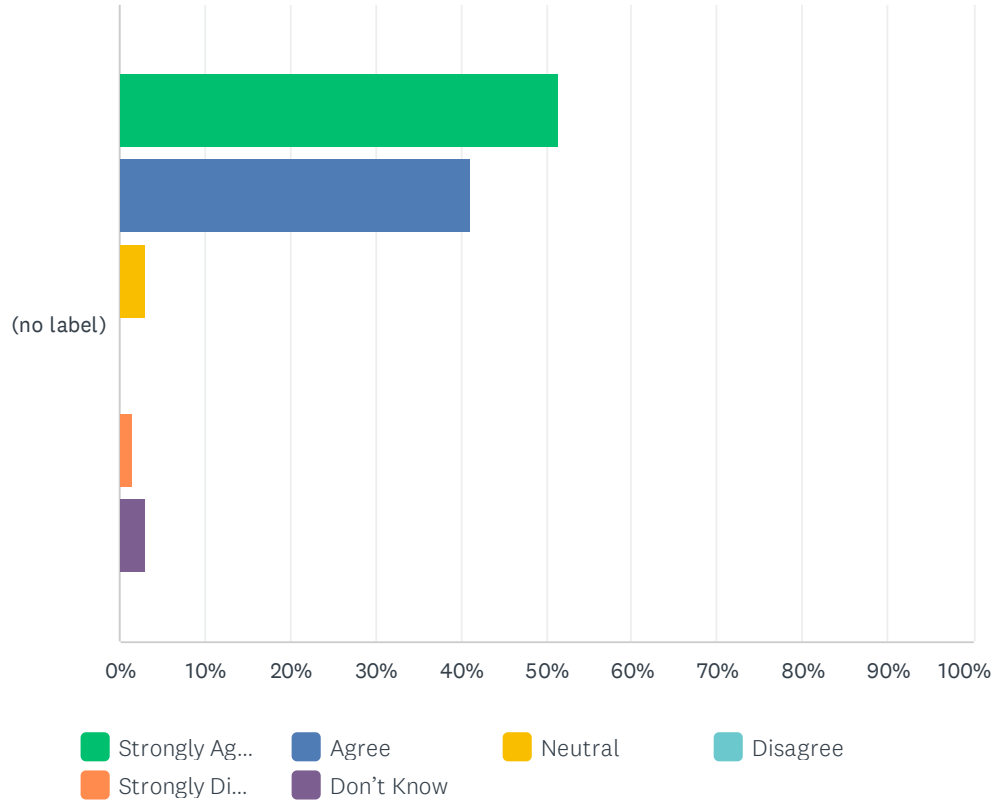
Answered: 68 Skipped: 0



	STRONGLY AGREE	AGREE	NEUTRAL	DISAGREE	STRONGLY DISAGREE	DON'T KNOW	TOTAL	WEIGHTED AVERAGE
(no label)	42.65% 29	48.53% 33	4.41% 3	0.00% 0	1.47% 1	2.94% 2	68	4.22

Q20 Rosary Academy administration has the authority to realize and implement the school's mission and vision.

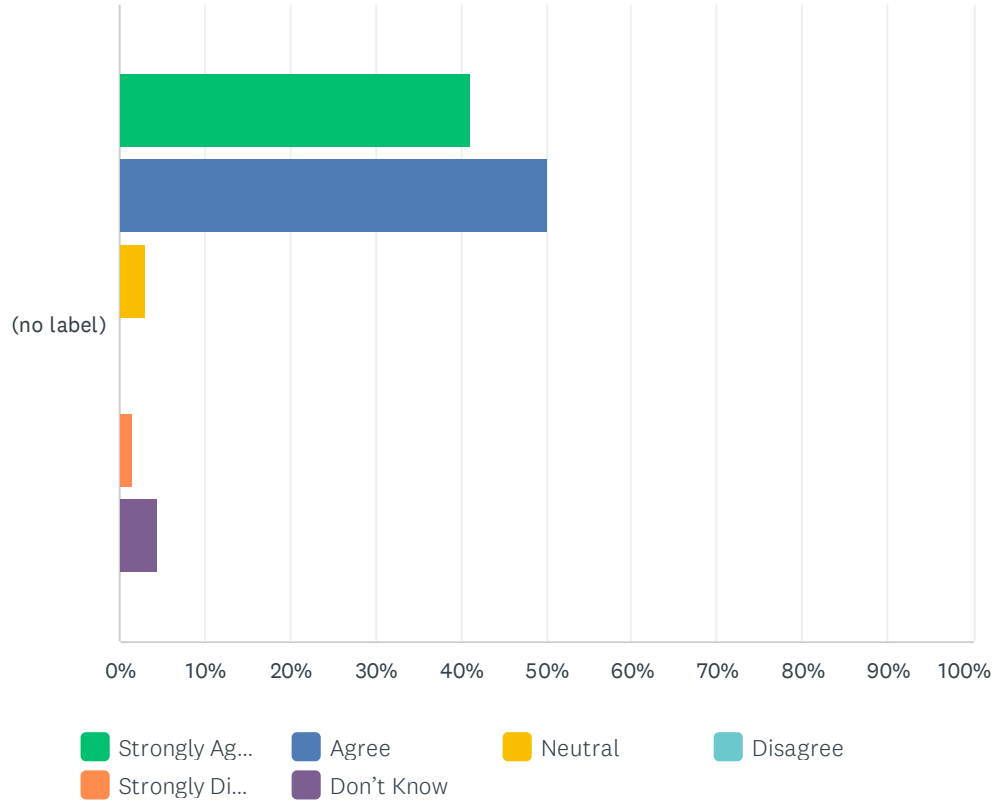
Answered: 68 Skipped: 0



	STRONGLY AGREE	AGREE	NEUTRAL	DISAGREE	STRONGLY DISAGREE	DON'T KNOW	TOTAL	WEIGHTED AVERAGE	
(no label)	51.47% 35	41.18% 28	2.94% 2	0.00% 0		1.47% 1	2.94% 2	68	4.32

Q21 Rosary Academy administration involves all members of the school community to ensure a school culture that embodies the mission and vision.

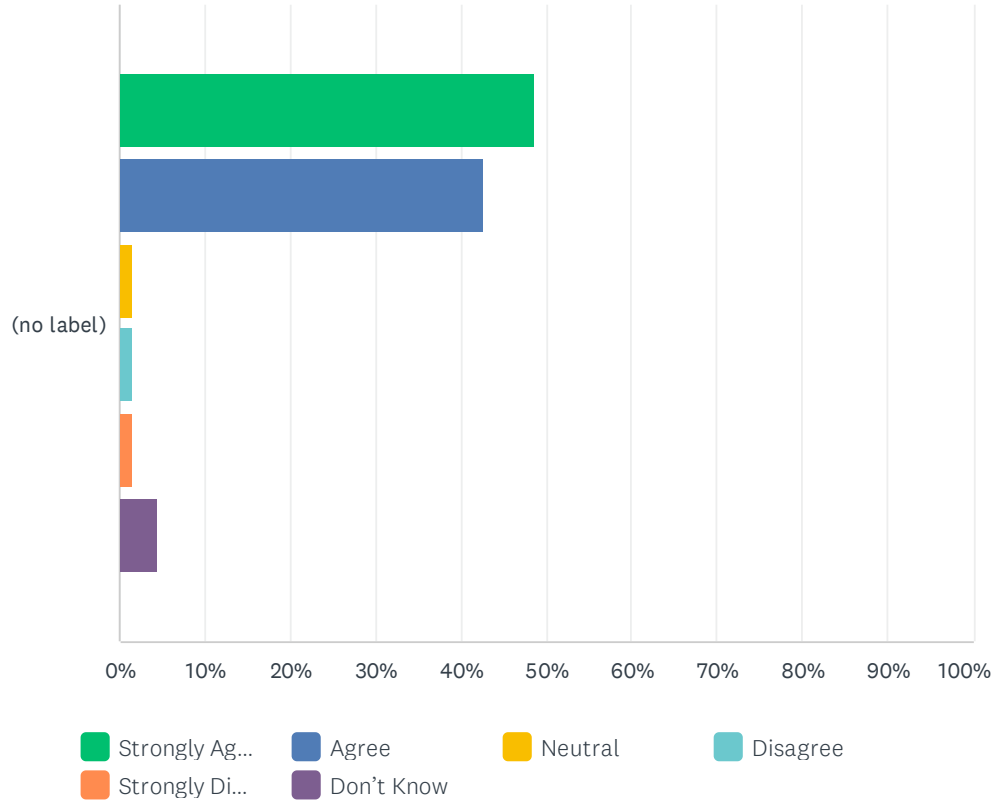
Answered: 68 Skipped: 0



	STRONGLY AGREE	AGREE	NEUTRAL	DISAGREE	STRONGLY DISAGREE	DON'T KNOW	TOTAL	WEIGHTED AVERAGE
(no label)	41.18% 28	50.00% 34	2.94% 2	0.00% 0	1.47% 1	4.41% 3	68	4.16

Q22 Rosary Academy administration takes responsibility for the development and oversight of school programs, personnel, and school operations.

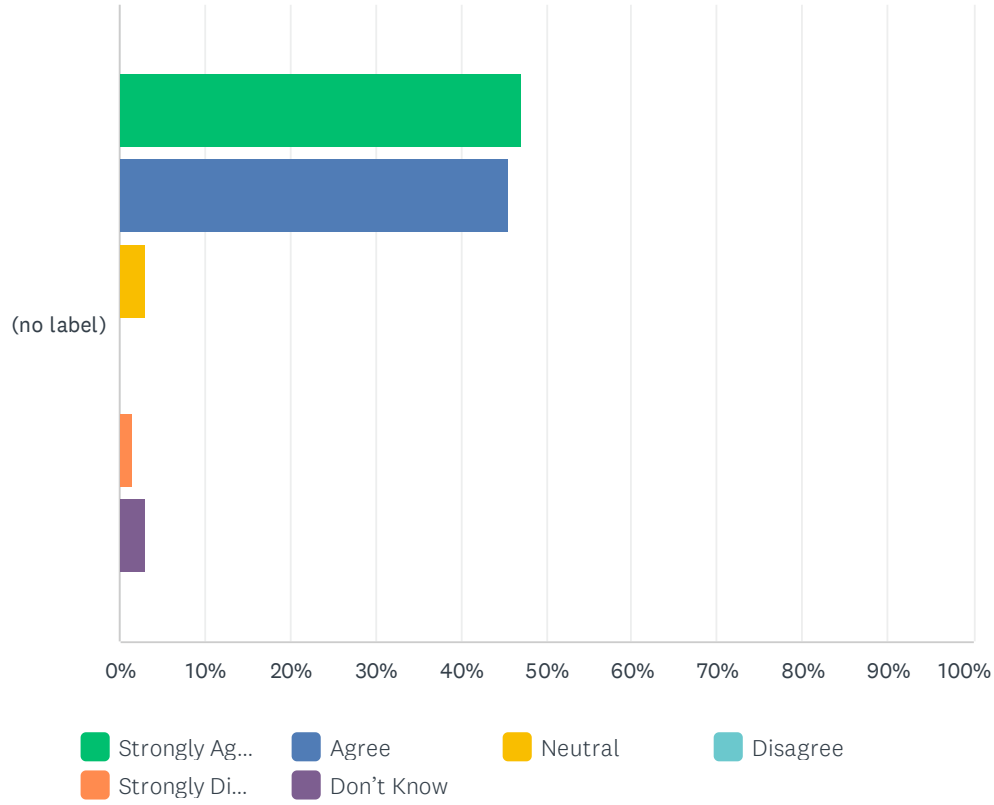
Answered: 68 Skipped: 0



	STRONGLY AGREE	AGREE	NEUTRAL	DISAGREE	STRONGLY DISAGREE	DON'T KNOW	TOTAL	WEIGHTED AVERAGE
(no label)	48.53% 33	42.65% 29	1.47% 1	1.47% 1	1.47% 1	4.41% 3	68	4.22

Q23 Rosary Academy has a strong culture of collaboration on all levels within the school to advance excellence.

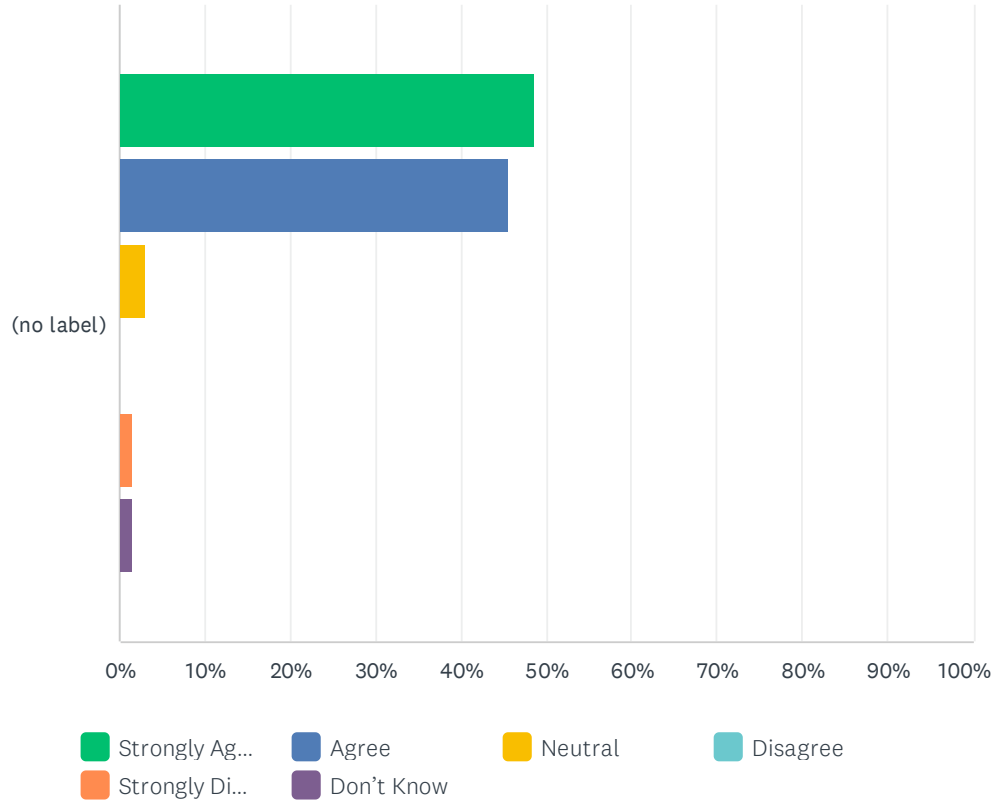
Answered: 68 Skipped: 0



	STRONGLY AGREE	AGREE	NEUTRAL	DISAGREE	STRONGLY DISAGREE	DON'T KNOW	TOTAL	WEIGHTED AVERAGE
(no label)	47.06% 32	45.59% 31	2.94% 2	0.00% 0	1.47% 1	2.94% 2	68	4.28

Q24 Rosary Academy has a clearly articulated rigorous curriculum infused with Gospel values that prepare students for life and work.

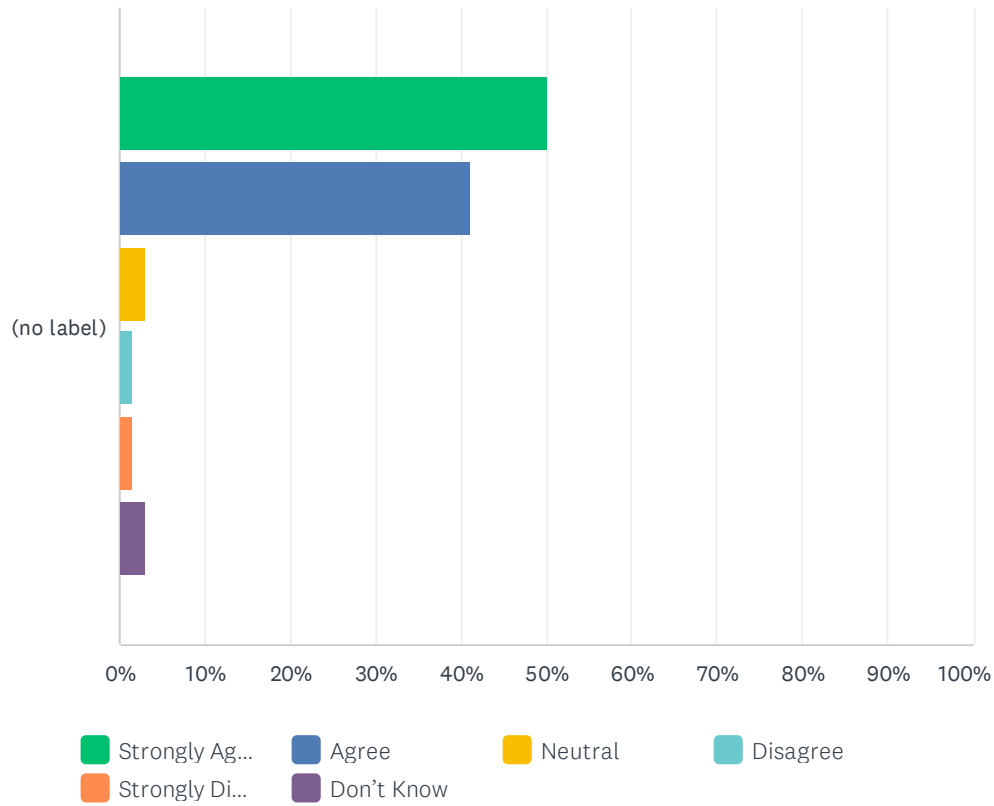
Answered: 68 Skipped: 0



	STRONGLY AGREE	AGREE	NEUTRAL	DISAGREE	STRONGLY DISAGREE	DON'T KNOW	TOTAL	WEIGHTED AVERAGE
(no label)	48.53% 33	45.59% 31	2.94% 2	0.00% 0	1.47% 1	1.47% 1	68	4.35

Q25 In classes at Rosary Academy, students spend most of their time-solving problems, discussing ideas, creating their own work, reading, writing, speaking, and researching.

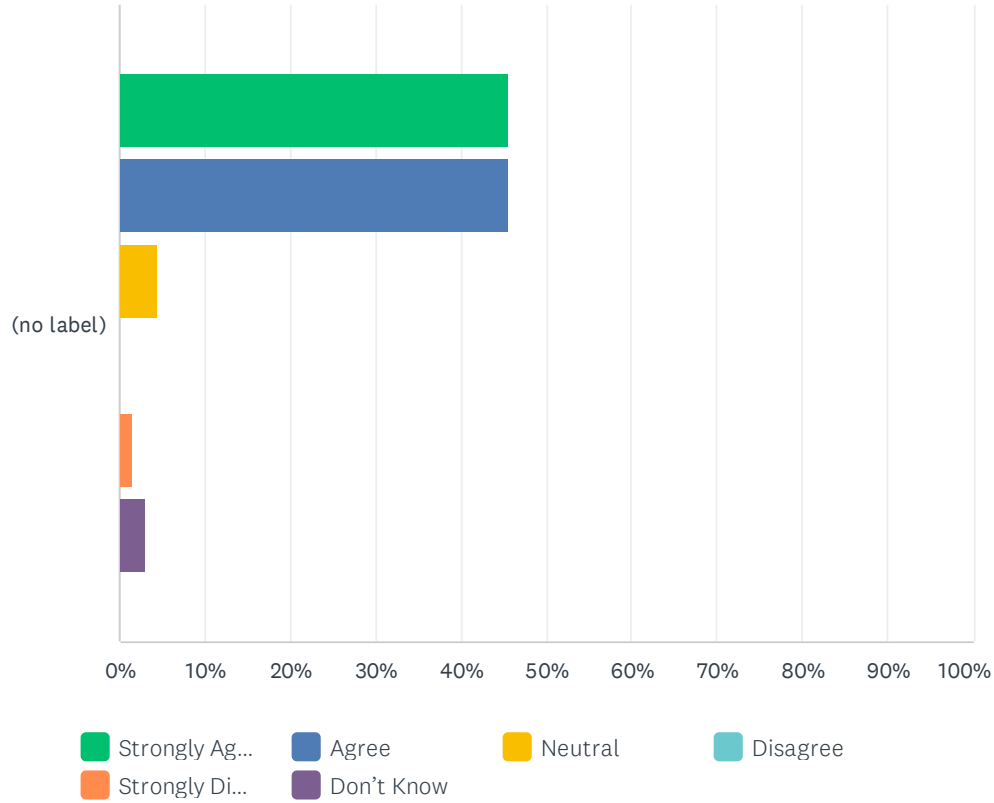
Answered: 68 Skipped: 0



	STRONGLY AGREE	AGREE	NEUTRAL	DISAGREE	STRONGLY DISAGREE	DON'T KNOW	TOTAL	WEIGHTED AVERAGE
(no label)	50.00%	41.18%	2.94%	1.47%	1.47%	2.94%	68	4.28
	34	28	2	1	1	2		

Q26 The curriculum and instruction at Rosary Academy prepares students to be capable and critical users of media and technology.

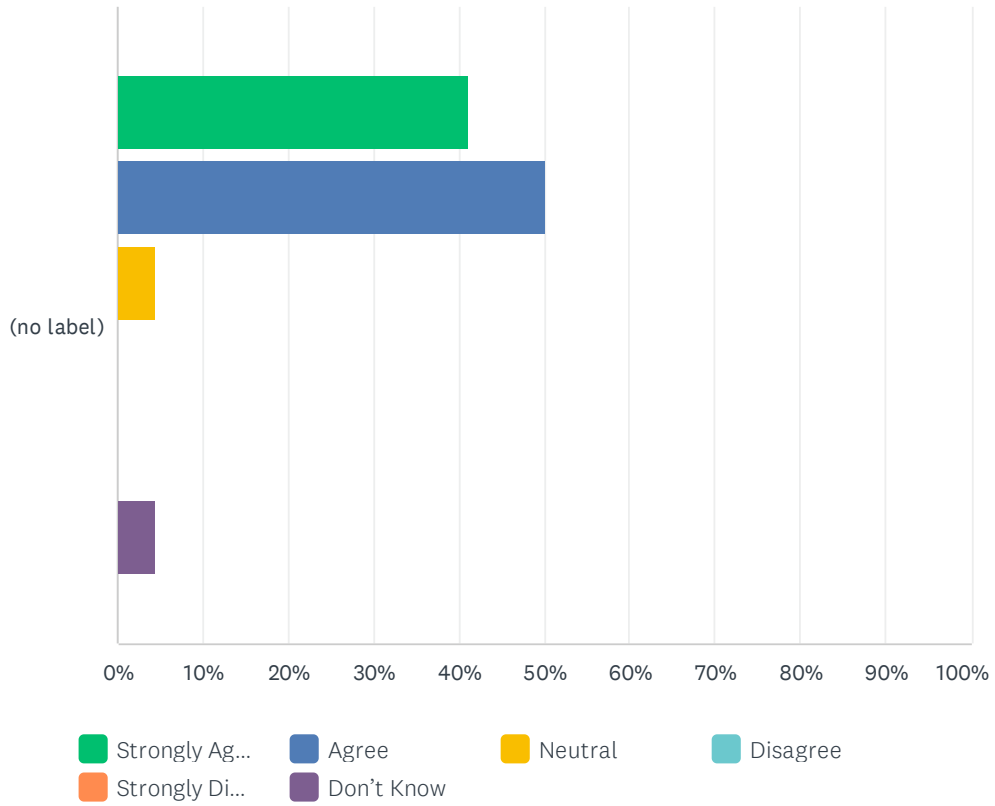
Answered: 68 Skipped: 0



	STRONGLY AGREE	AGREE	NEUTRAL	DISAGREE	STRONGLY DISAGREE	DON'T KNOW	TOTAL	WEIGHTED AVERAGE
(no label)	45.59% 31	45.59% 31	4.41% 3	0.00% 0	1.47% 1	2.94% 2	68	4.25

Q27 Teachers use effective instruction to deliver the curriculum.

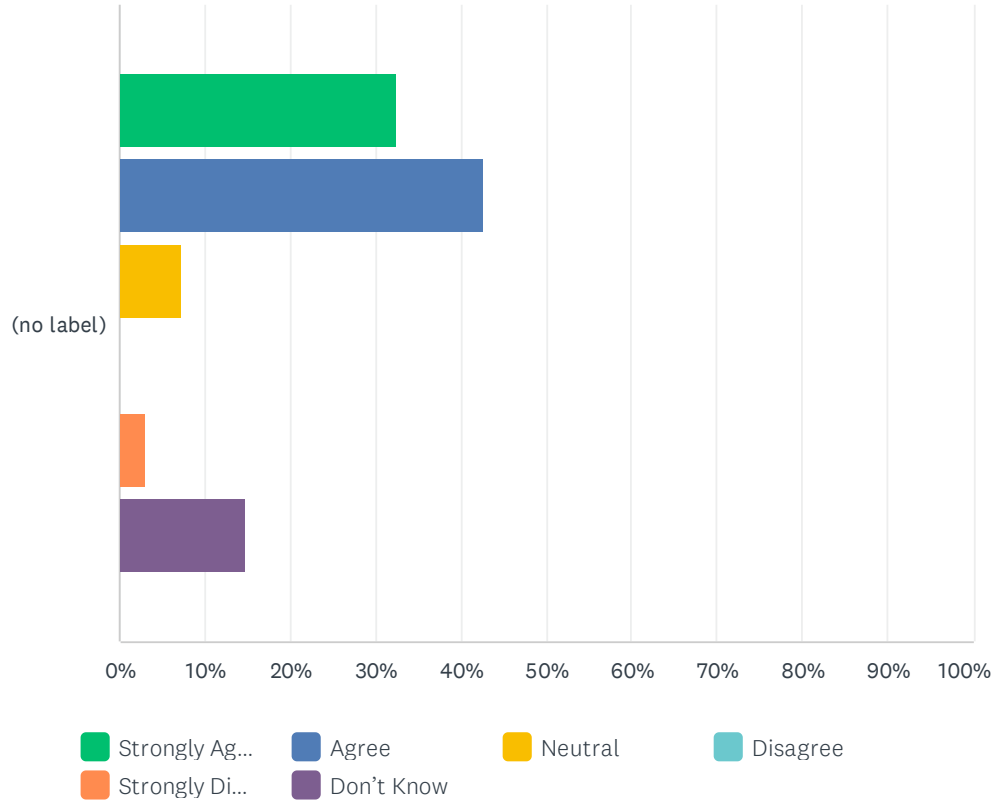
Answered: 68 Skipped: 0



	STRONGLY AGREE	AGREE	NEUTRAL	DISAGREE	STRONGLY DISAGREE	DON'T KNOW	TOTAL	WEIGHTED AVERAGE
(no label)	41.18% 28	50.00% 34	4.41% 3	0.00% 0	0.00% 0	4.41% 3	68	4.19

Q28 At Rosary Academy, teachers use different teaching approaches to meet the diverse needs of all students.

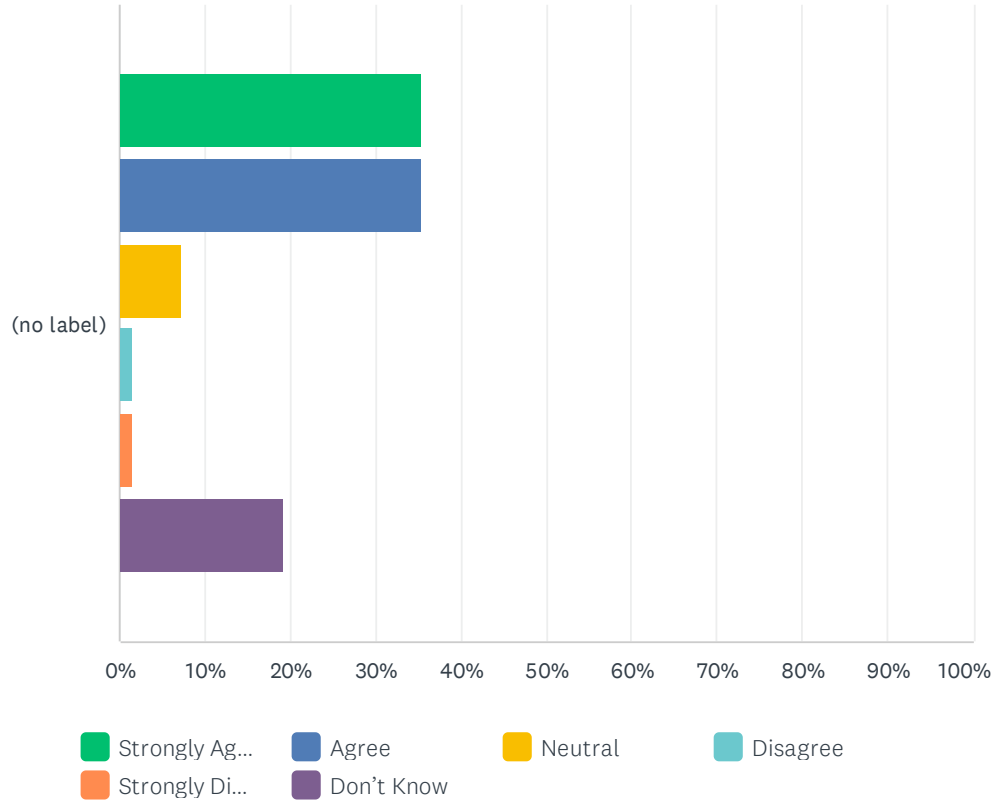
Answered: 68 Skipped: 0



	STRONGLY AGREE	AGREE	NEUTRAL	DISAGREE	STRONGLY DISAGREE	DON'T KNOW	TOTAL	WEIGHTED AVERAGE
(no label)	32.35% 22	42.65% 29	7.35% 5	0.00% 0	2.94% 2	14.71% 10	68	3.57

Q29 At Rosary Academy, teachers collaborate systematically and regularly to increase student achievement and improve teaching effectiveness.

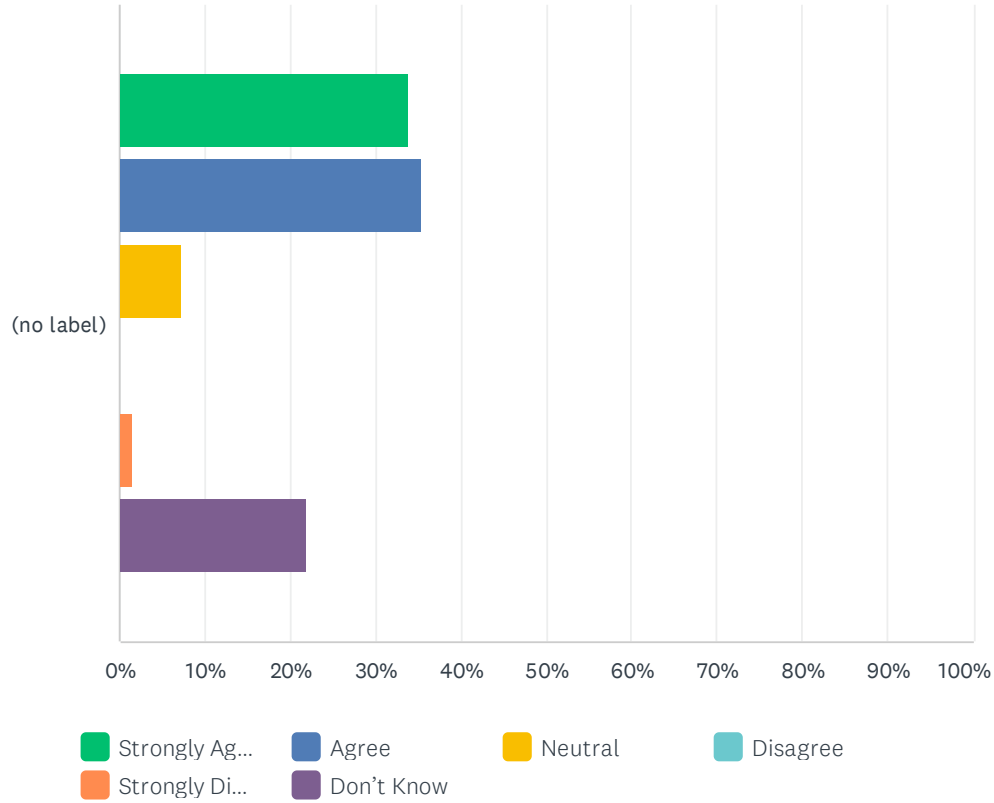
Answered: 68 Skipped: 0



	STRONGLY AGREE	AGREE	NEUTRAL	DISAGREE	STRONGLY DISAGREE	DON'T KNOW	TOTAL	WEIGHTED AVERAGE
(no label)	35.29% 24	35.29% 24	7.35% 5	1.47% 1	1.47% 1	19.12% 13	68	3.44

Q30 At Rosary Academy, all administrators, faculty, and staff engage in ongoing professional development.

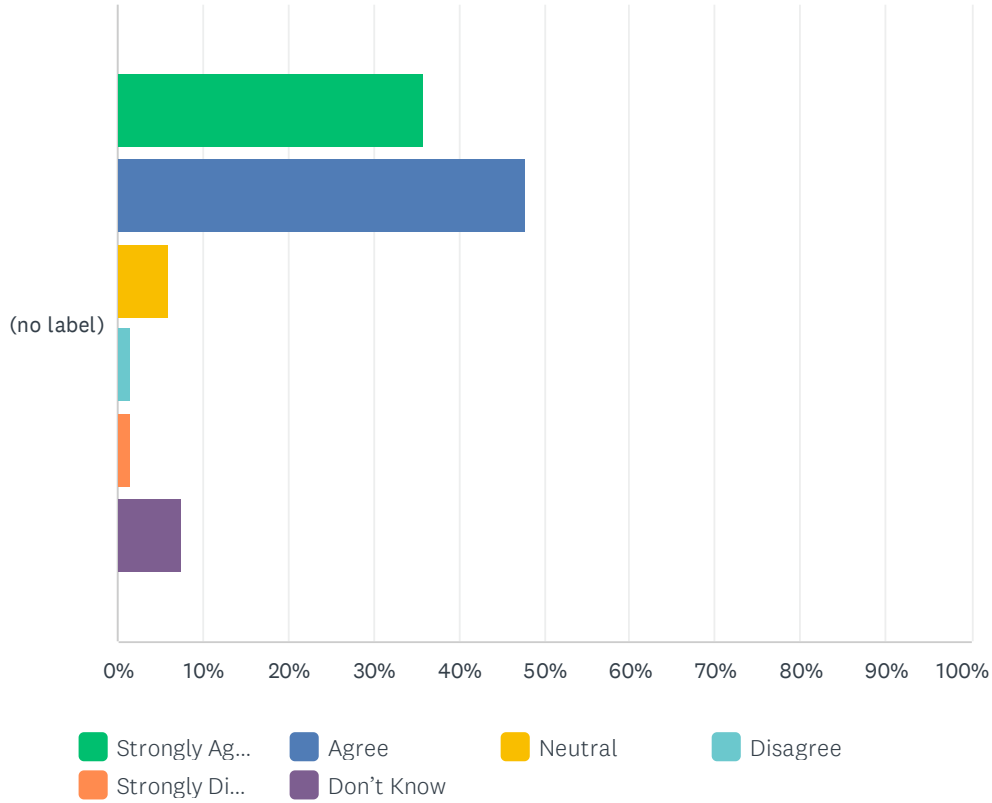
Answered: 68 Skipped: 0



	STRONGLY AGREE	AGREE	NEUTRAL	DISAGREE	STRONGLY DISAGREE	DON'T KNOW	TOTAL	WEIGHTED AVERAGE
(no label)	33.82% 23	35.29% 24	7.35% 5	0.00% 0	1.47% 1	22.06% 15	68	3.34

Q31 Rosary Academy uses standardized and teacher-developed assessments to document student learning and report the outcome to parents/guardians.

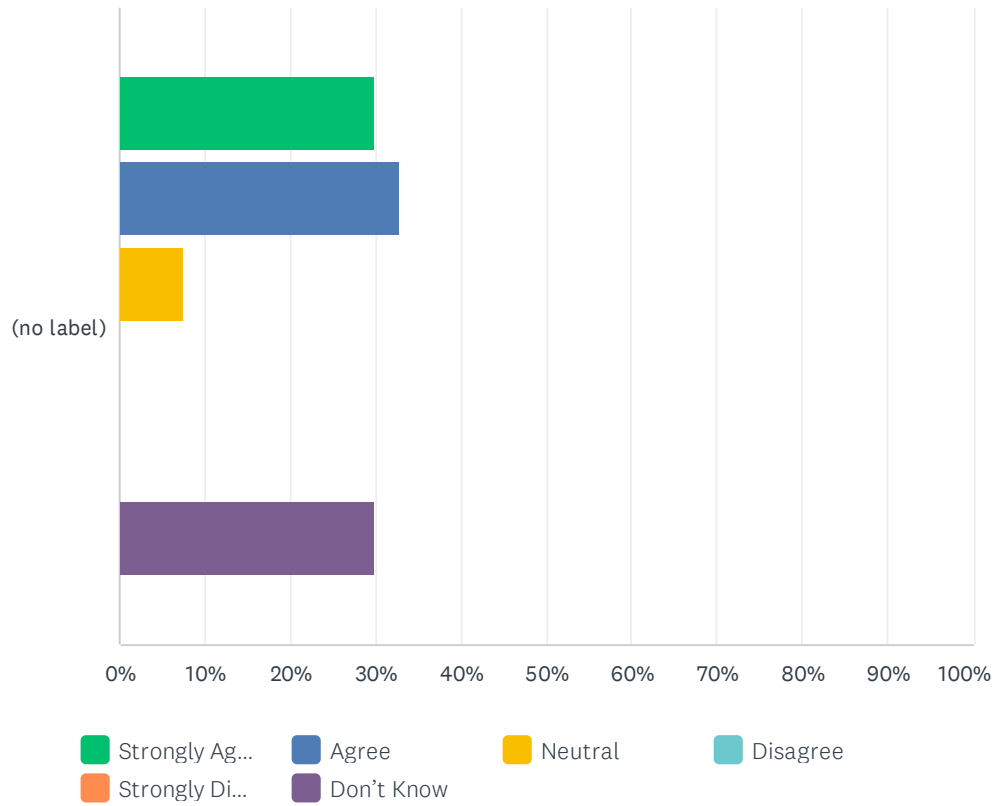
Answered: 67 Skipped: 1



	STRONGLY AGREE	AGREE	NEUTRAL	DISAGREE	STRONGLY DISAGREE	DON'T KNOW	TOTAL	WEIGHTED AVERAGE
(no label)	35.82% 24	47.76% 32	5.97% 4	1.49% 1	1.49% 1	7.46% 5	67	3.93

Q32 Rosary Academy uses the results of standardized (Pre-ACT, PSAT, ACT, and SAT) and teacher-developed (tests, projects, final exam) assessments to improve the curriculum and increase learning.

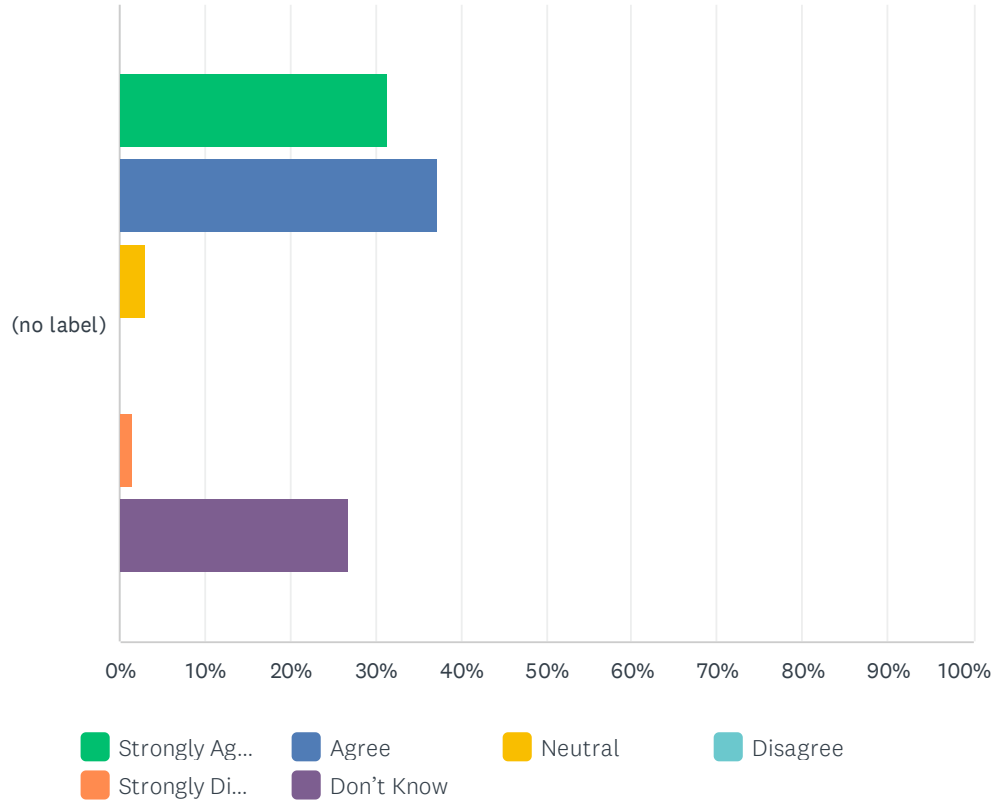
Answered: 67 Skipped: 1



	STRONGLY AGREE	AGREE	NEUTRAL	DISAGREE	STRONGLY DISAGREE	DON'T KNOW	TOTAL	WEIGHTED AVERAGE
(no label)	29.85% 20	32.84% 22	7.46% 5	0.00% 0	0.00% 0	29.85% 20	67	3.03

Q33 Teachers vary the types of assessments they use to monitor individual and class-wide student learning.

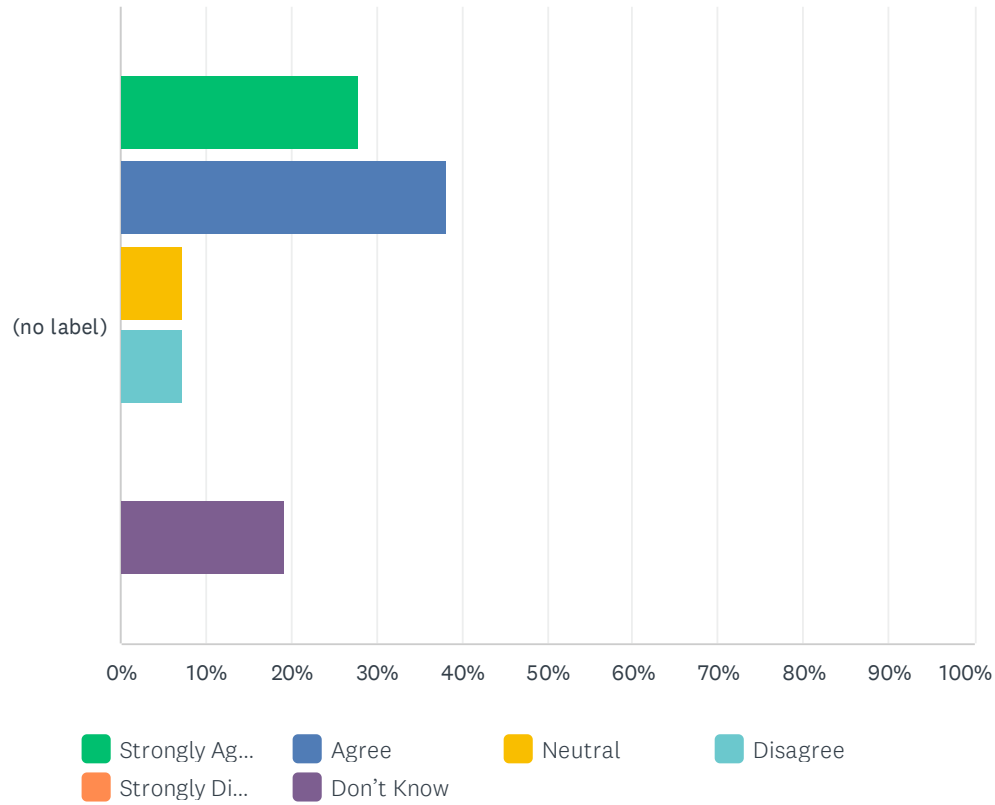
Answered: 67 Skipped: 1



	STRONGLY AGREE	AGREE	NEUTRAL	DISAGREE	STRONGLY DISAGREE	DON'T KNOW	TOTAL	WEIGHTED AVERAGE
(no label)	31.34% 21	37.31% 25	2.99% 2	0.00% 0	1.49% 1	26.87% 18	67	3.16

Q34 Rosary Academy communicates how well students achieve compared to similar students locally and/or nationally.

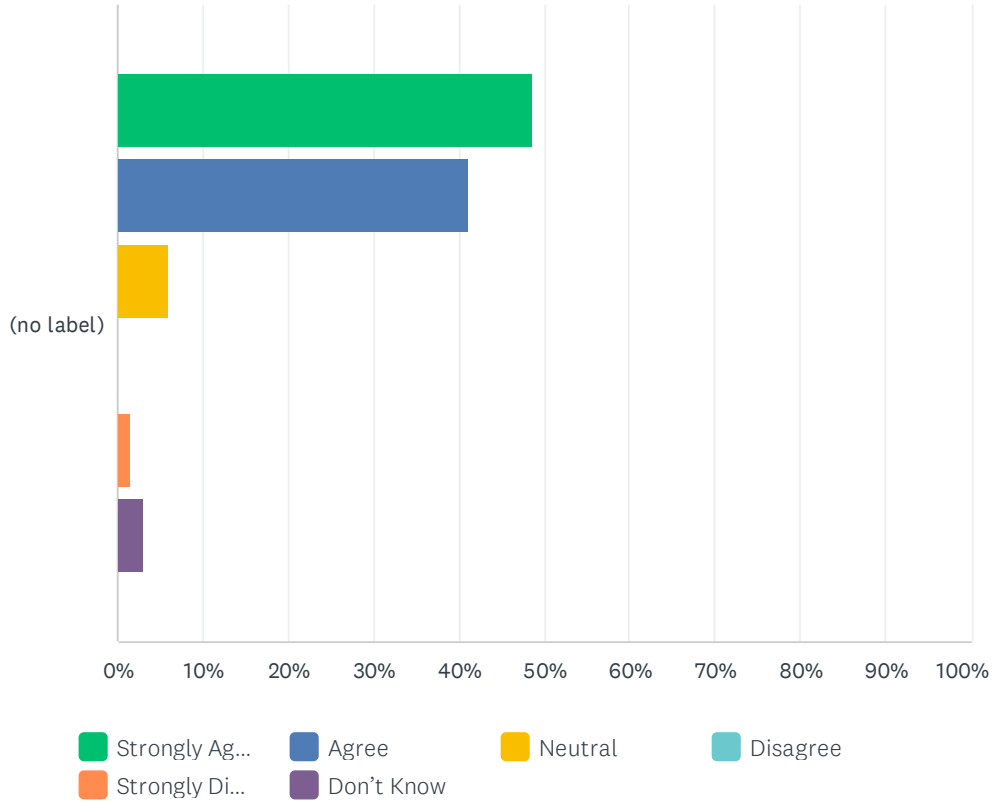
Answered: 68 Skipped: 0



	STRONGLY AGREE	AGREE	NEUTRAL	DISAGREE	STRONGLY DISAGREE	DON'T KNOW	TOTAL	WEIGHTED AVERAGE
(no label)	27.94% 19	38.24% 26	7.35% 5	7.35% 5	0.00% 0	19.12% 13	68	3.29

Q35 Rosary Academy provides programs and services that help students successfully complete the school program (for example, guidance and resource programs).

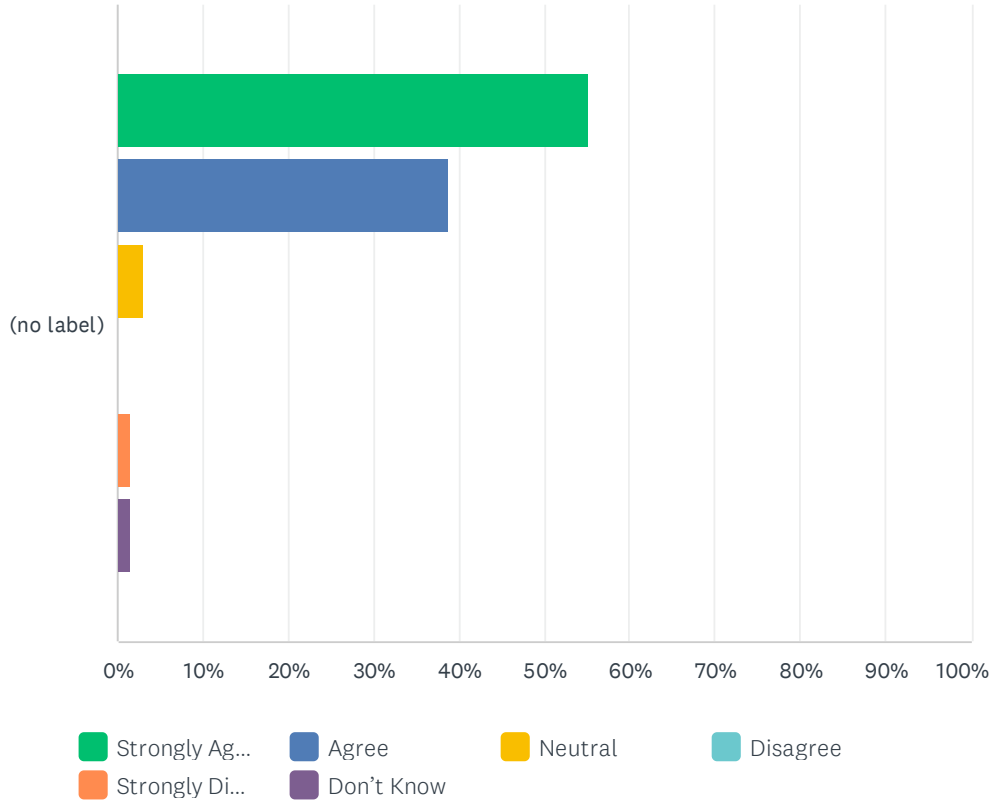
Answered: 68 Skipped: 0



	STRONGLY AGREE	AGREE	NEUTRAL	DISAGREE	STRONGLY DISAGREE	DON'T KNOW	TOTAL	WEIGHTED AVERAGE
(no label)	48.53% 33	41.18% 28	5.88% 4	0.00% 0	1.47% 1	2.94% 2	68	4.26

Q36 Rosary Academy provides enriching programs for students to develop their gifts and talents and enhance their creative, artistic, social/emotional, physical, and spiritual potential.

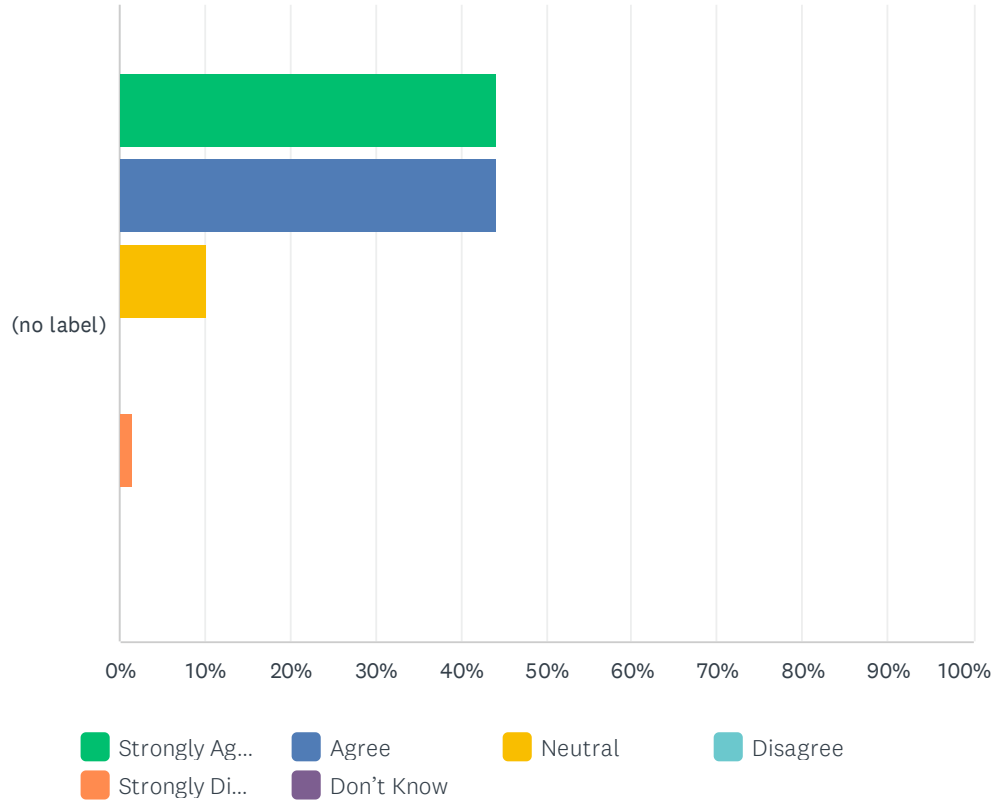
Answered: 67 Skipped: 1



	STRONGLY AGREE	AGREE	NEUTRAL	DISAGREE	STRONGLY DISAGREE	DON'T KNOW	TOTAL	WEIGHTED AVERAGE
(no label)	55.22% 37	38.81% 26	2.99% 2	0.00% 0	1.49% 1	1.49% 1	67	4.42

Q37 Rosary Academy provides opportunities for parents/guardians to be involved in the education of their children.

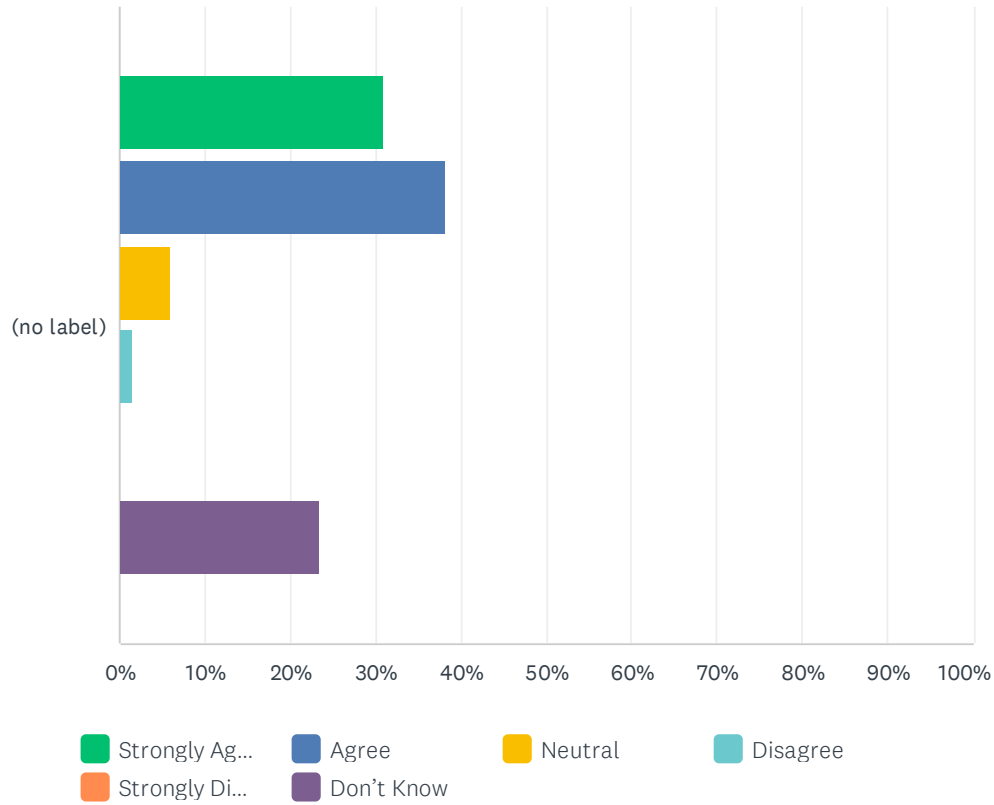
Answered: 68 Skipped: 0



	STRONGLY AGREE	AGREE	NEUTRAL	DISAGREE	STRONGLY DISAGREE	DON'T KNOW	TOTAL	WEIGHTED AVERAGE
(no label)	44.12% 30	44.12% 30	10.29% 7	0.00% 0	1.47% 1	0.00% 0	68	4.29

Q38 Rosary Academy's financial plan results from a collaborative process including expert advisors.

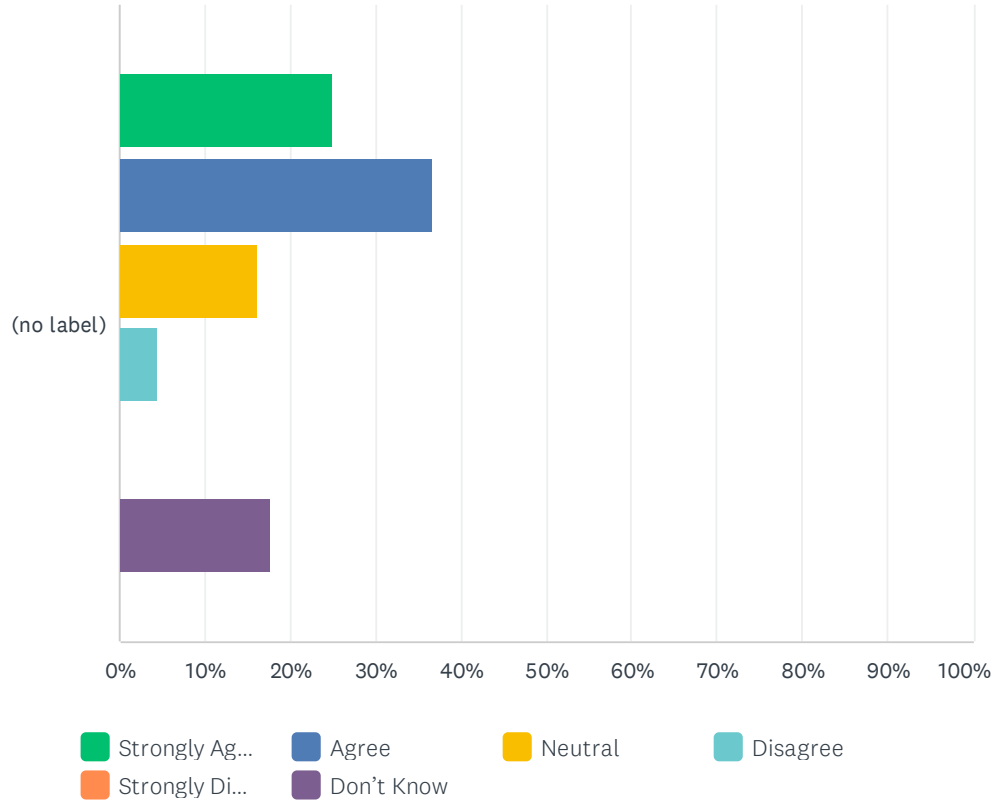
Answered: 68 Skipped: 0



	STRONGLY AGREE	AGREE	NEUTRAL	DISAGREE	STRONGLY DISAGREE	DON'T KNOW	TOTAL	WEIGHTED AVERAGE
(no label)	30.88% 21	38.24% 26	5.88% 4	1.47% 1	0.00% 0	23.53% 16	68	3.28

Q39 Rosary Academy consistently shares its financial plan with the school community.

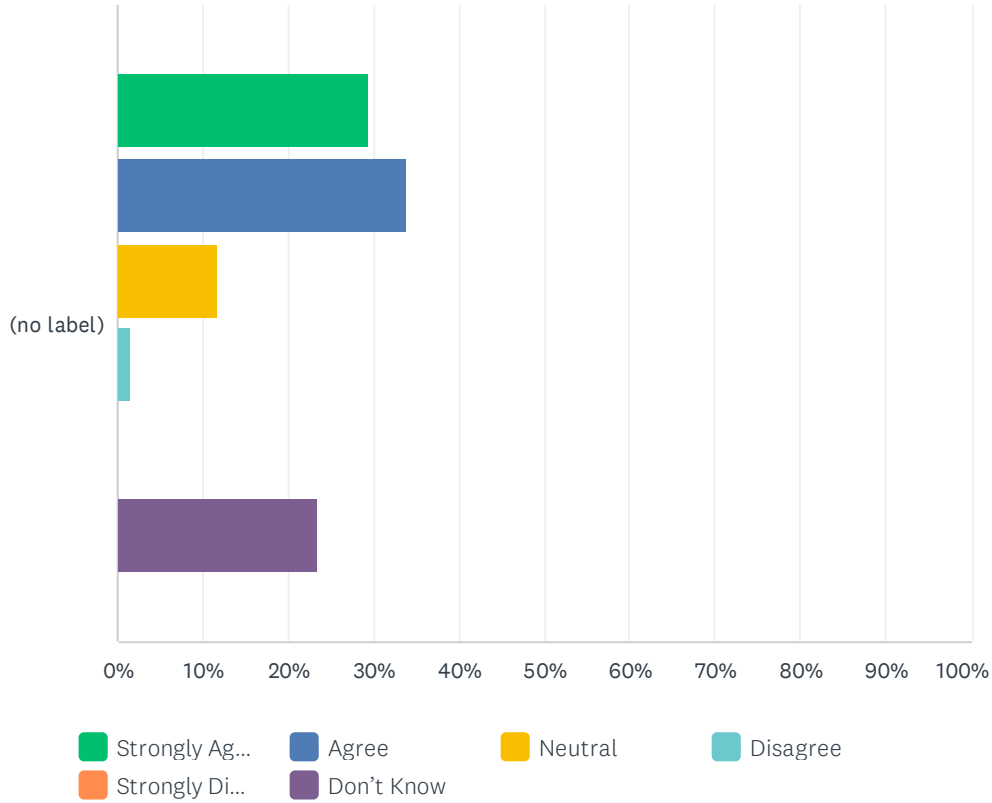
Answered: 68 Skipped: 0



	STRONGLY AGREE	AGREE	NEUTRAL	DISAGREE	STRONGLY DISAGREE	DON'T KNOW	TOTAL	WEIGHTED AVERAGE
(no label)	25.00% 17	36.76% 25	16.18% 11	4.41% 3	0.00% 0	17.65% 12	68	3.29

Q40 Rosary Academy leaders take responsibility for ensuring that the financial plans and budgets are implemented using best practices.

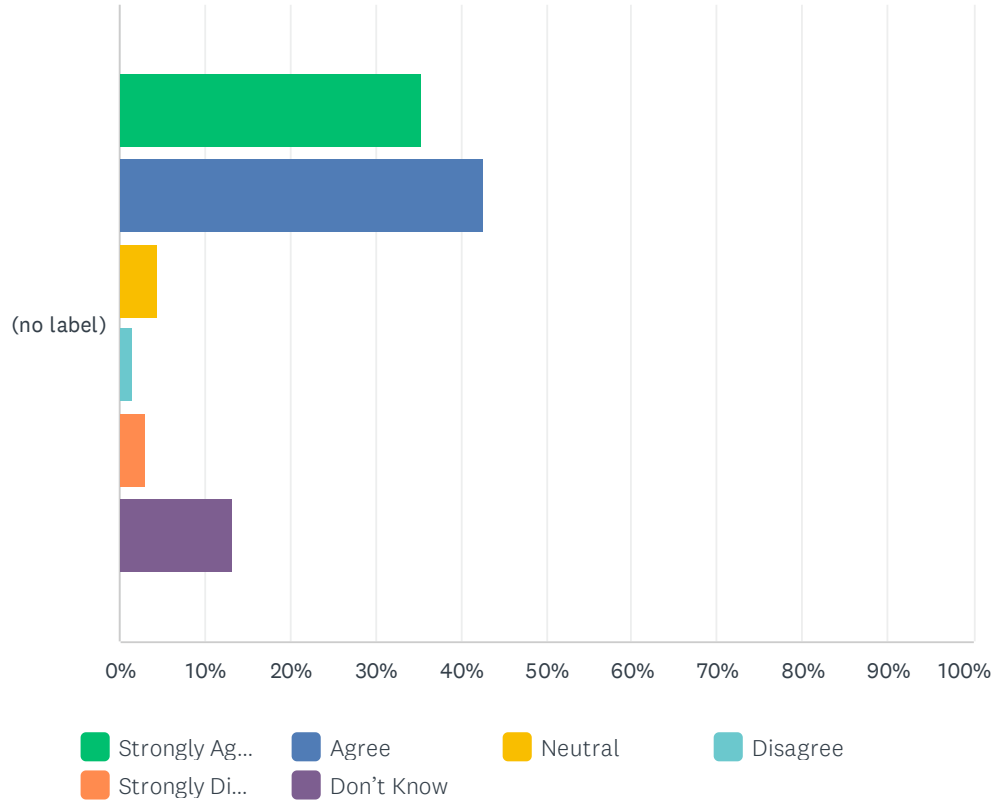
Answered: 68 Skipped: 0



	STRONGLY AGREE	AGREE	NEUTRAL	DISAGREE	STRONGLY DISAGREE	DON'T KNOW	TOTAL	WEIGHTED AVERAGE
(no label)	29.41% 20	33.82% 23	11.76% 8	1.47% 1	0.00% 0	23.53% 16	68	3.21

Q41 Rosary Academy treats all personnel with consistency, fairness, and justice.

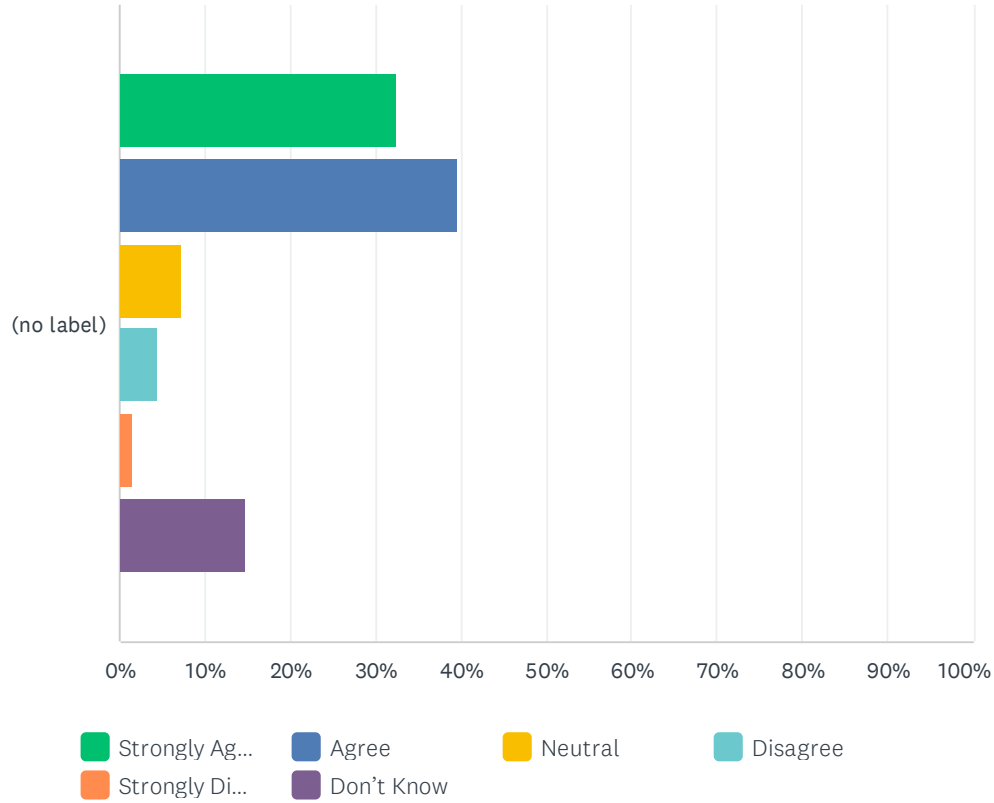
Answered: 68 Skipped: 0



	STRONGLY AGREE	AGREE	NEUTRAL	DISAGREE	STRONGLY DISAGREE	DON'T KNOW	TOTAL	WEIGHTED AVERAGE
(no label)	35.29% 24	42.65% 29	4.41% 3	1.47% 1	2.94% 2	13.24% 9	68	3.66

Q42 Rosary Academy maintains and shares plans for managing facilities and equipment.

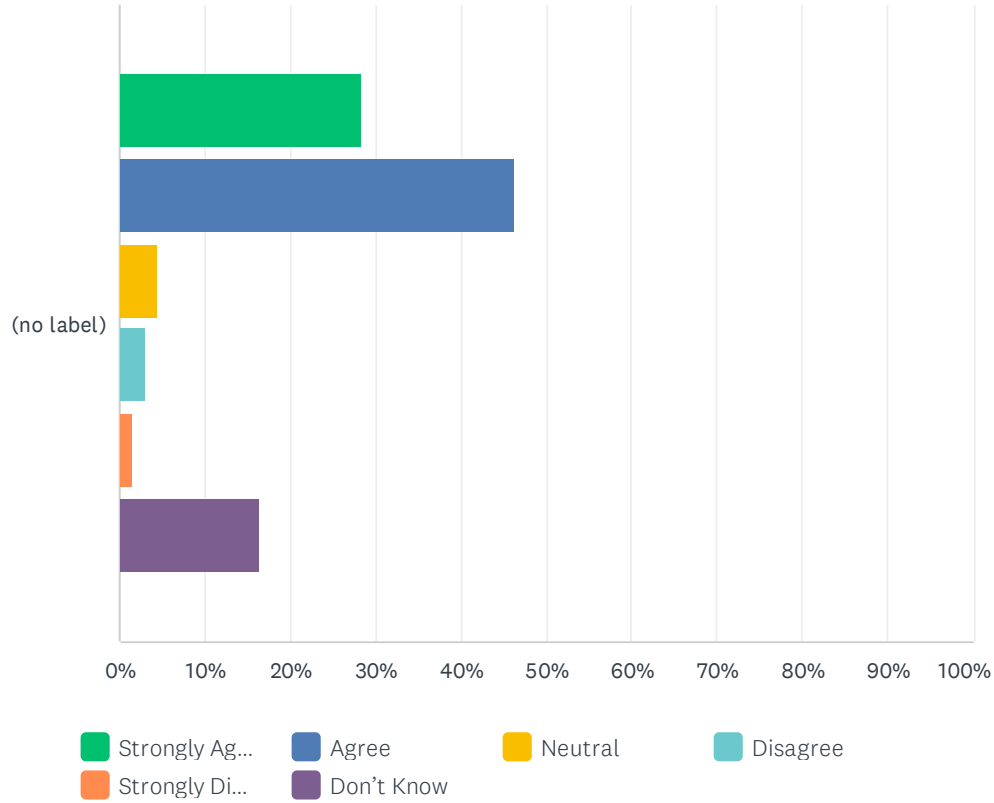
Answered: 68 Skipped: 0



	STRONGLY AGREE	AGREE	NEUTRAL	DISAGREE	STRONGLY DISAGREE	DON'T KNOW	TOTAL	WEIGHTED AVERAGE
(no label)	32.35%	39.71%	7.35%	4.41%	1.47%	14.71%	68	3.53
	22	27	5	3	1	10		

Q43 Rosary Academy maintains and shares a technology management plan.

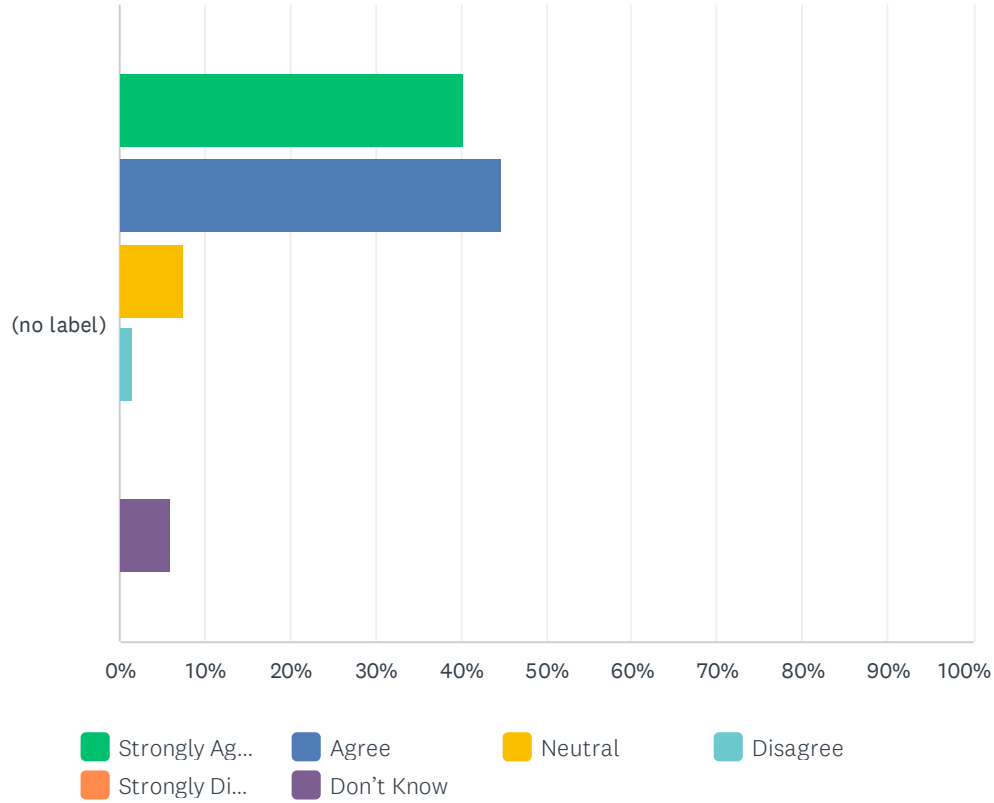
Answered: 67 Skipped: 1



	STRONGLY AGREE	AGREE	NEUTRAL	DISAGREE	STRONGLY DISAGREE	DON'T KNOW	TOTAL	WEIGHTED AVERAGE
(no label)	28.36% 19	46.27% 31	4.48% 3	2.99% 2	1.49% 1	16.42% 11	67	3.48

Q44 Rosary Academy's facilities, equipment, and technology management plans are designed to enhance teaching and learning.

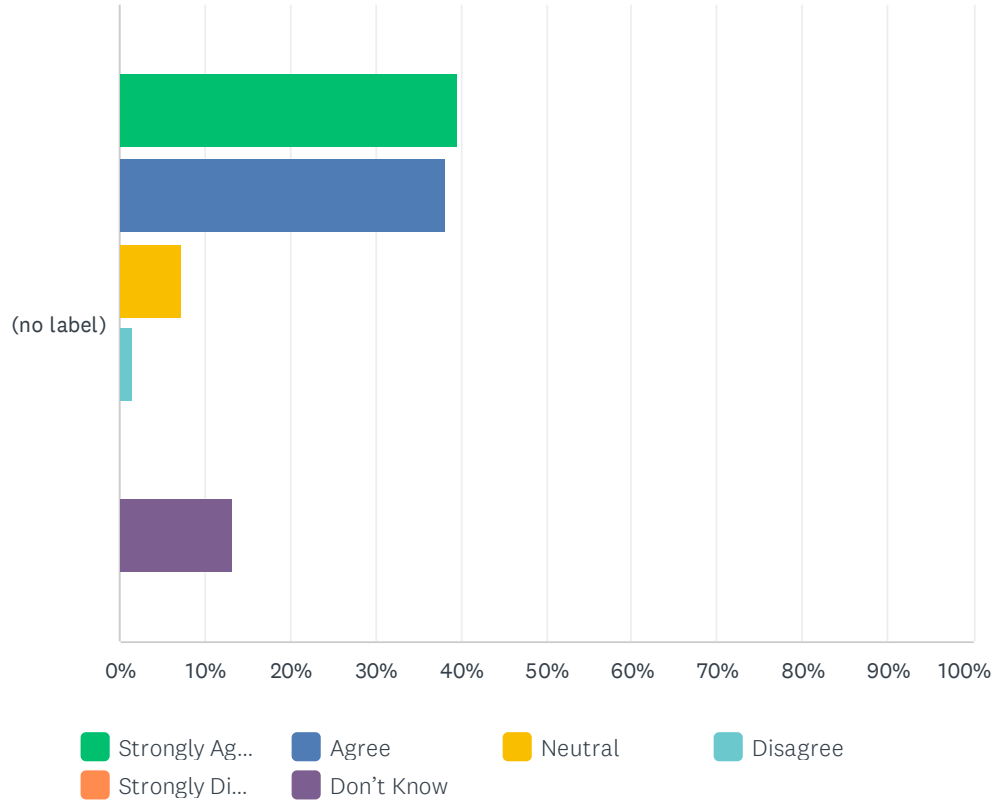
Answered: 67 Skipped: 1



	STRONGLY AGREE	AGREE	NEUTRAL	DISAGREE	STRONGLY DISAGREE	DON'T KNOW	TOTAL	WEIGHTED AVERAGE
(no label)	40.30%	44.78%	7.46%	1.49%	0.00%	5.97%	67	4.06
	27	30	5	1	0	4		

Q45 Rosary Academy has an institutional advancement plan that uses current and effective strategies for communication, marketing, and development.

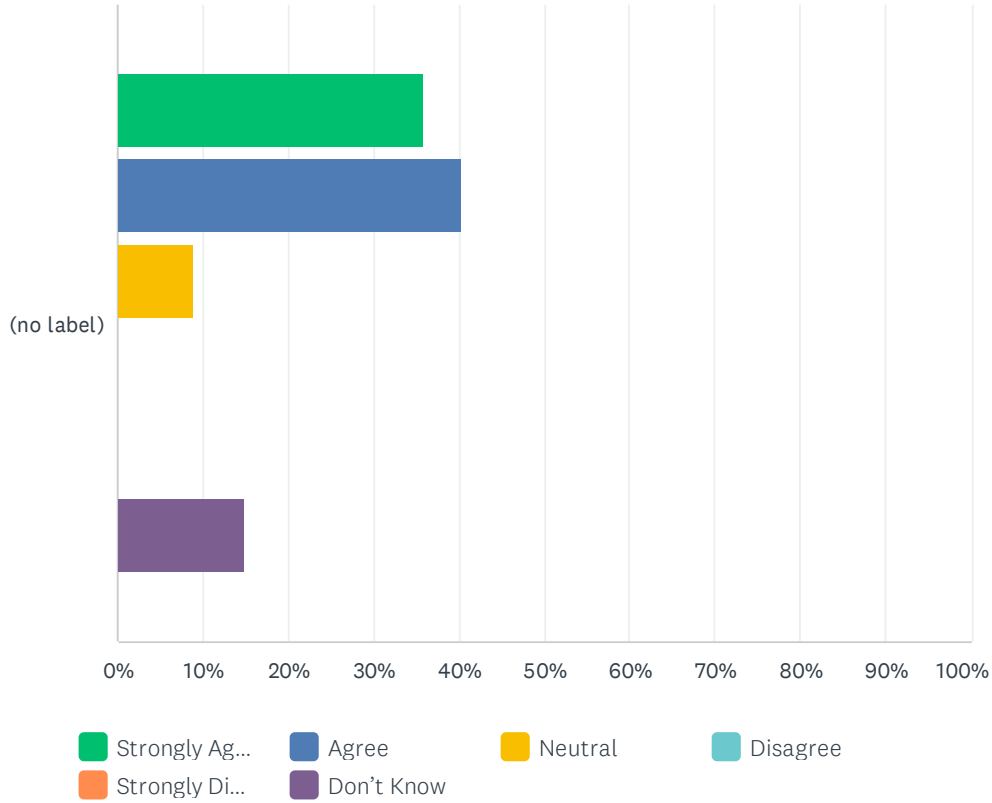
Answered: 68 Skipped: 0



	STRONGLY AGREE	AGREE	NEUTRAL	DISAGREE	STRONGLY DISAGREE	DON'T KNOW	TOTAL	WEIGHTED AVERAGE
(no label)	39.71% 27	38.24% 26	7.35% 5	1.47% 1	0.00% 0	13.24% 9	68	3.76

Q46 Rosary Academy has an institutional advancement plan based on our mission, which uses current and effective strategies for enrollment management.

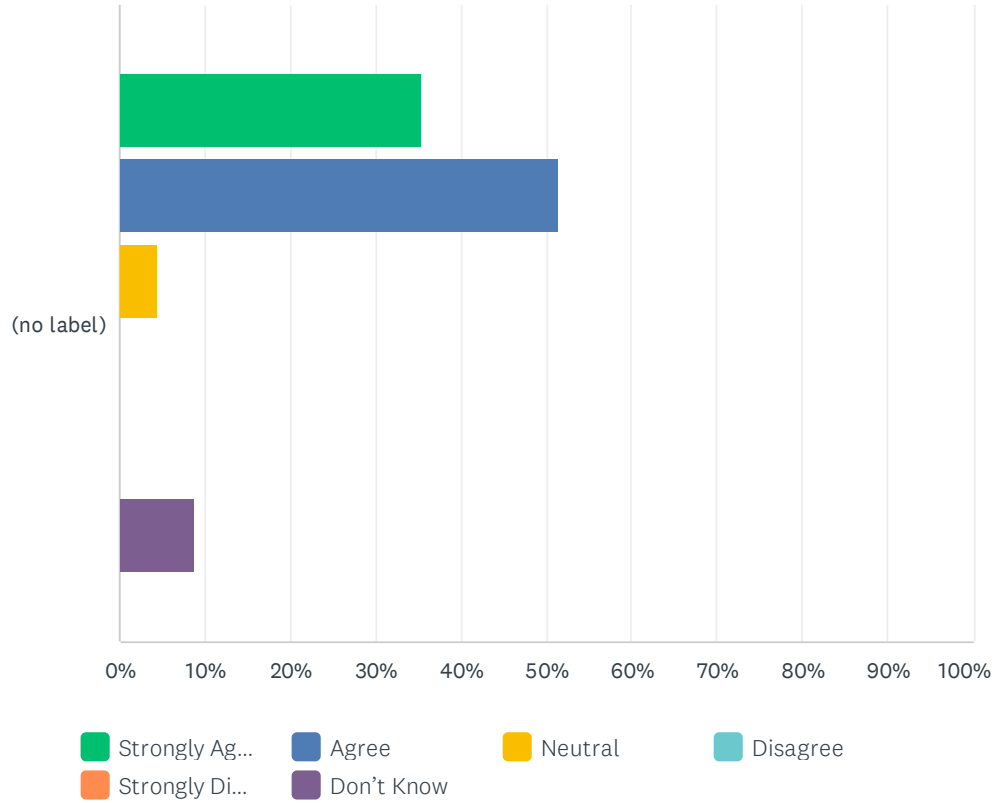
Answered: 67 Skipped: 1



	STRONGLY AGREE	AGREE	NEUTRAL	DISAGREE	STRONGLY DISAGREE	DON'T KNOW	TOTAL	WEIGHTED AVERAGE
(no label)	35.82% 24	40.30% 27	8.96% 6	0.00% 0	0.00% 0	14.93% 10	67	3.67

Q47 Rosary Academy does a good job of attracting new students to our school.

Answered: 68 Skipped: 0



	STRONGLY AGREE	AGREE	NEUTRAL	DISAGREE	STRONGLY DISAGREE	DON'T KNOW	TOTAL	WEIGHTED AVERAGE
(no label)	35.29% 24	51.47% 35	4.41% 3	0.00% 0	0.00% 0	8.82% 6	68	3.96

Q48 Please identify 3 of the school's areas of strength.

Answered: 46 Skipped: 22

Q49 Please identify 3 of the areas of growth that you believe the school should include in the Educational Improvement Plan that will be developed as a part of this accreditation process.

Answered: 25 Skipped: 43