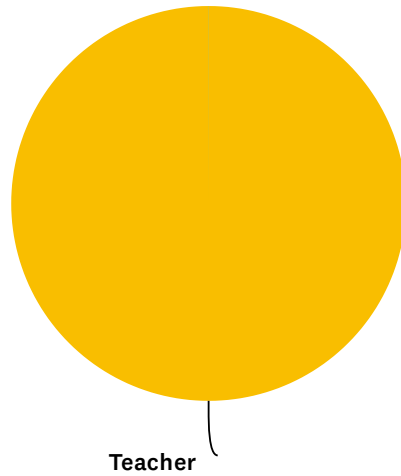


Q1 What is your relation to Rosary Academy?

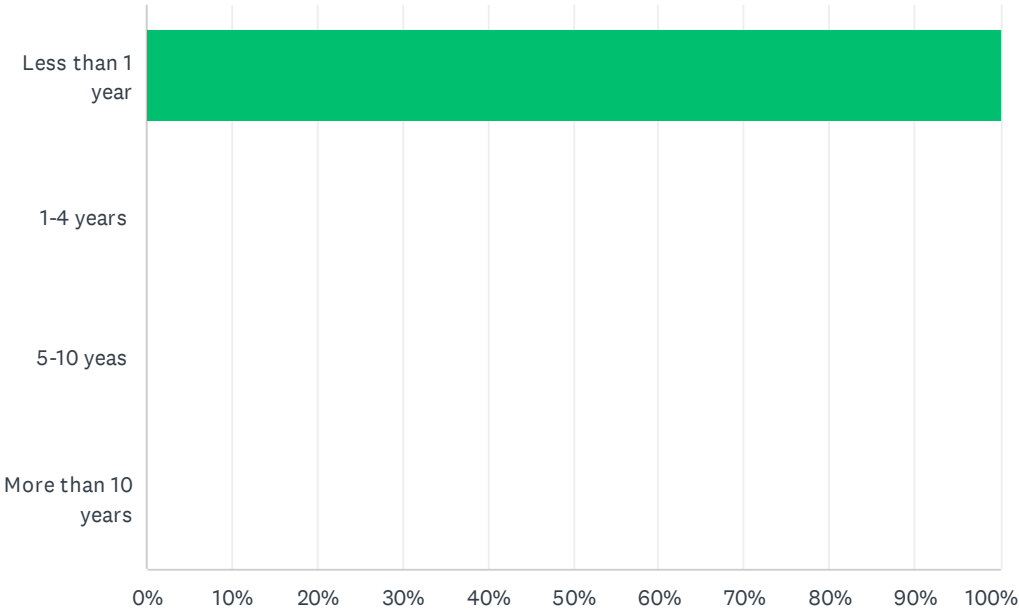
Answered: 8 Skipped: 0



ANSWER CHOICES	RESPONSES
Administrator	0.00% 0
Staff	0.00% 0
Teacher	100.00% 8
Other (please specify)	0.00% 0
TOTAL	8

Q2 Length of service at Rosary Academy

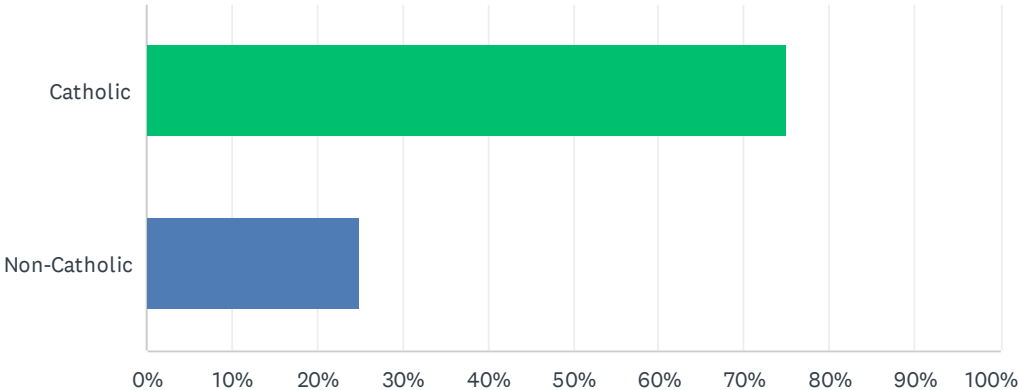
Answered: 8 Skipped: 0



ANSWER CHOICES	RESPONSES
Less than 1 year	100.00% 8
1-4 years	0.00% 0
5-10 yeas	0.00% 0
More than 10 years	0.00% 0
TOTAL	8

Q3 Religious Affiliation

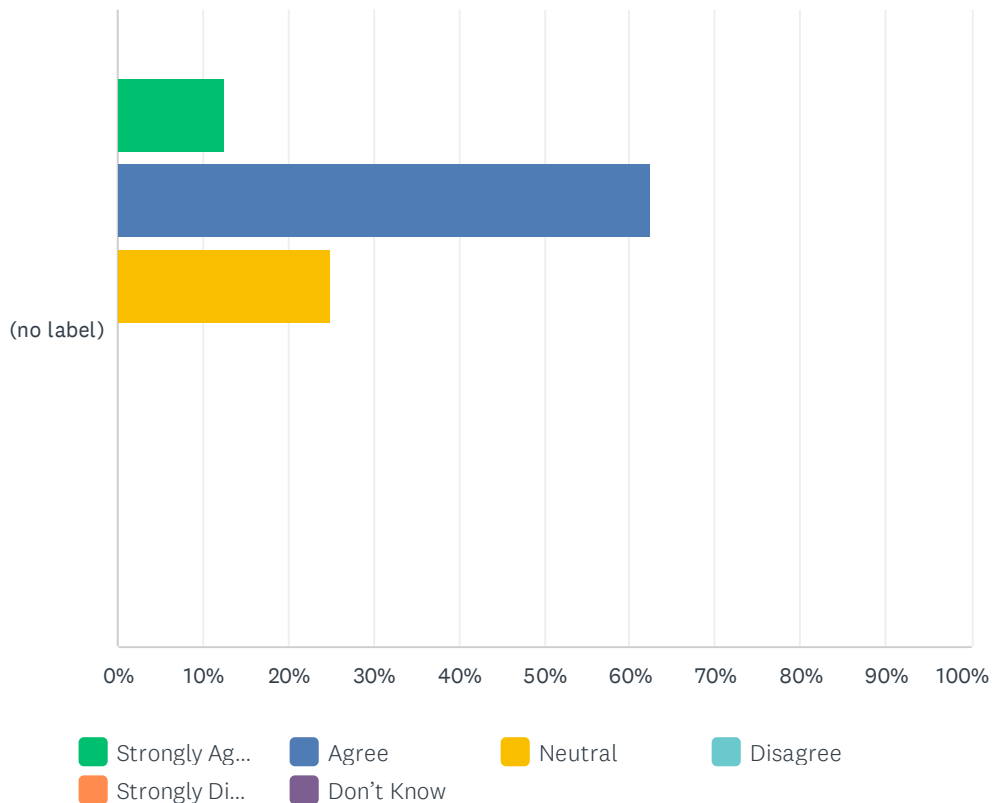
Answered: 8 Skipped: 0



ANSWER CHOICES	RESPONSES	
Catholic	75.00%	6
Non-Catholic	25.00%	2
TOTAL		8

Q4 Everyone in the Rosary Academy community- administrators, faculty, staff, students, and parents/guardians, alumnae, and supporters-knows and understands the school's mission.

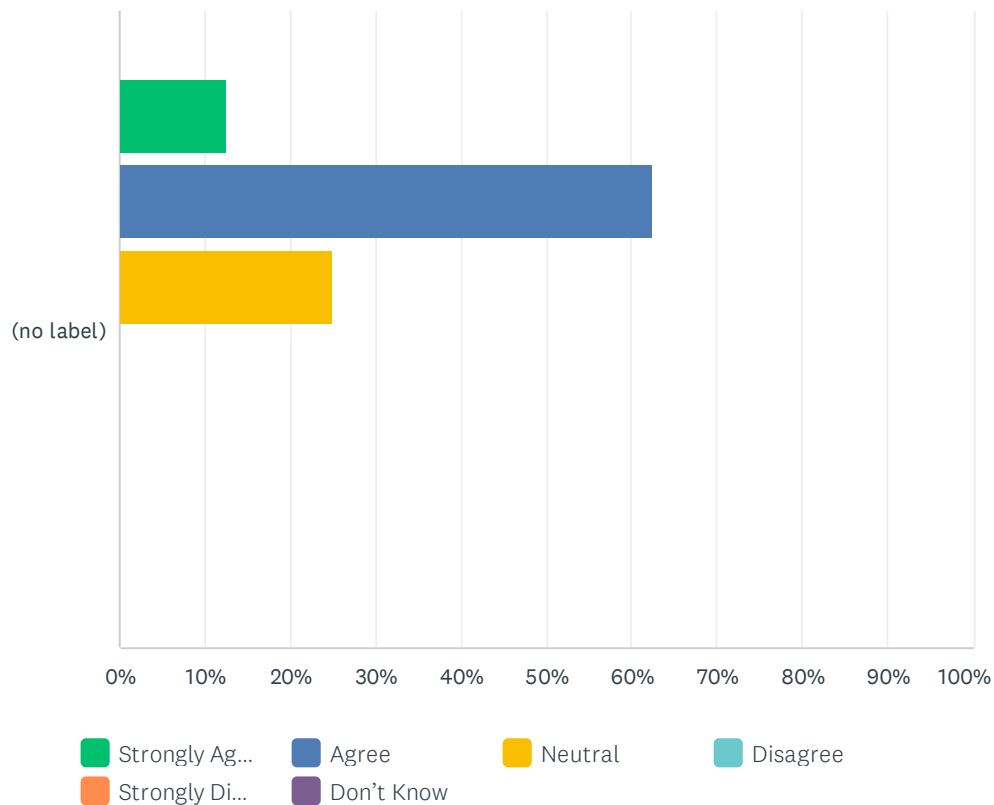
Answered: 8 Skipped: 0



	STRONGLY AGREE	AGREE	NEUTRAL	DISAGREE	STRONGLY DISAGREE	DON'T KNOW	TOTAL	WEIGHTED AVERAGE
(no label)	12.50% 1	62.50% 5	25.00% 2	0.00% 0	0.00% 0	0.00% 0	8	3.88

Q5 Everything we do at Rosary Academy is guided and directed by our mission.

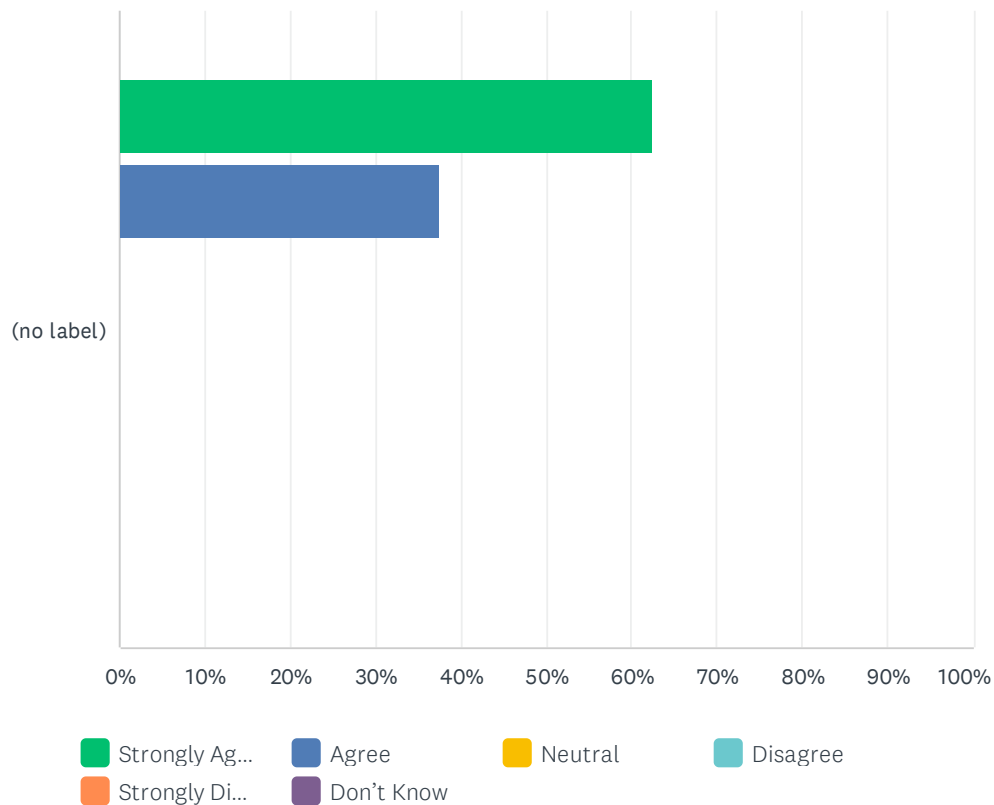
Answered: 8 Skipped: 0



	STRONGLY AGREE	AGREE	NEUTRAL	DISAGREE	STRONGLY DISAGREE	DON'T KNOW	TOTAL	WEIGHTED AVERAGE
(no label)	12.50% 1	62.50% 5	25.00% 2	0.00% 0	0.00% 0	0.00% 0	8	3.88

Q6 Rosary Academy's mission statement clearly expresses a commitment to Catholic identity.

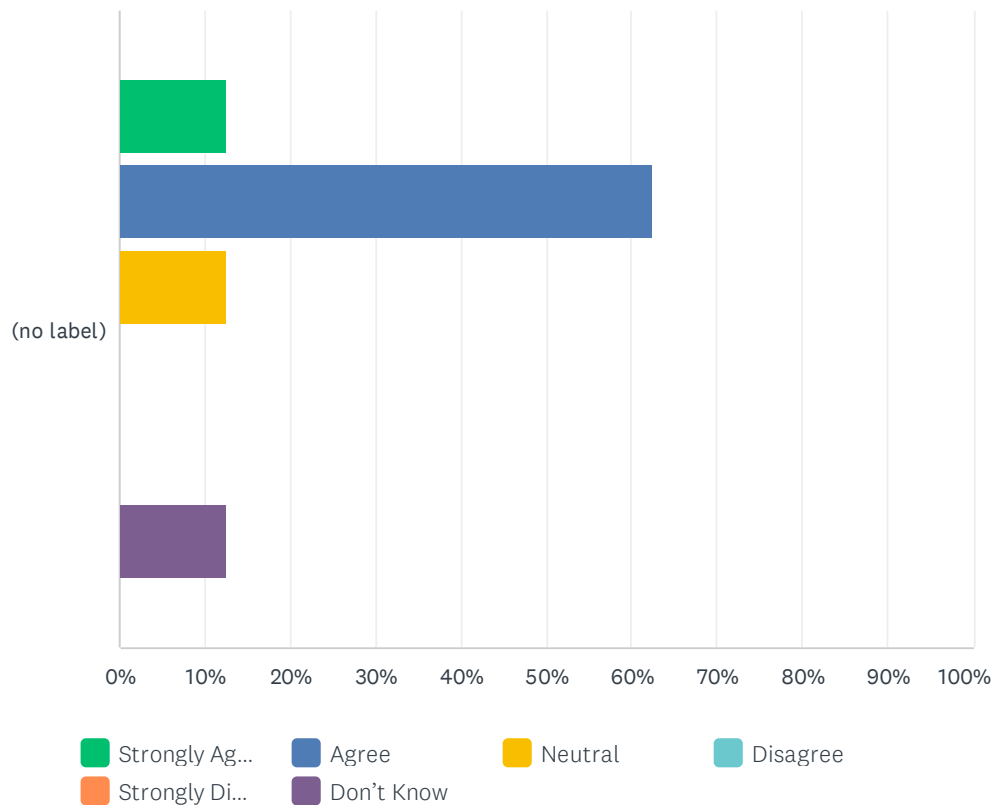
Answered: 8 Skipped: 0



	STRONGLY AGREE	AGREE	NEUTRAL	DISAGREE	STRONGLY DISAGREE	DON'T KNOW	TOTAL	WEIGHTED AVERAGE
(no label)	62.50%	37.50%	0.00%	0.00%	0.00%	0.00%	8	4.63
	5	3	0	0	0	0		

Q7 Rosary Academy provides an academically rigorous Catholic religion program taught by qualified teachers.

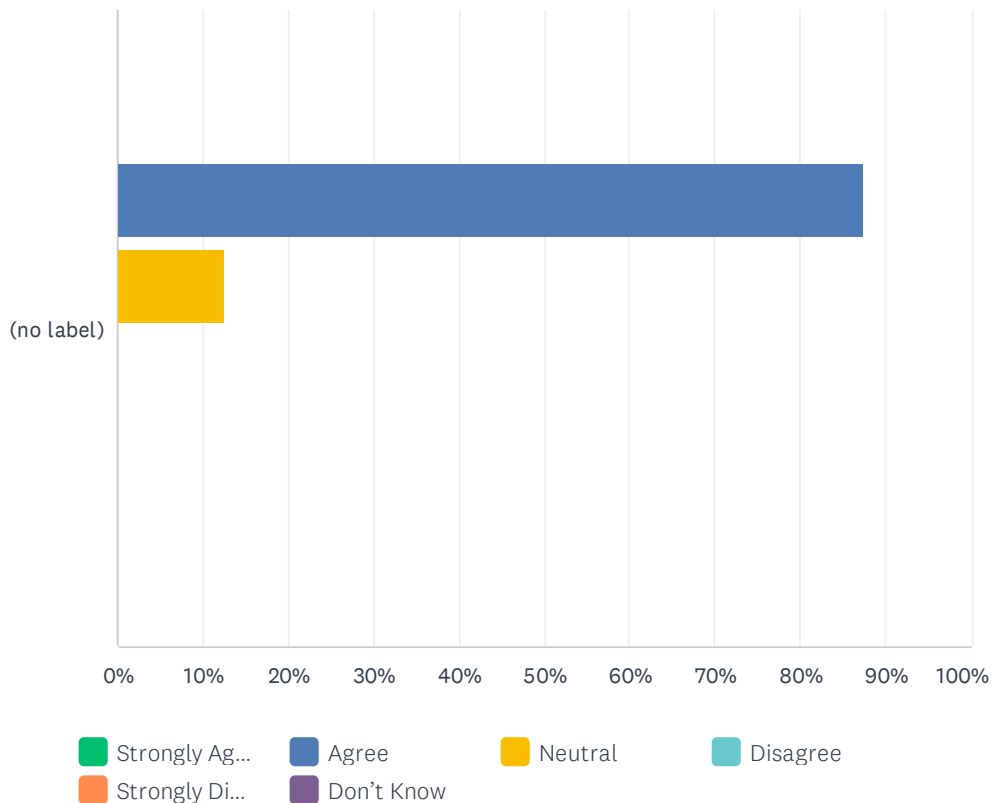
Answered: 8 Skipped: 0



	STRONGLY AGREE	AGREE	NEUTRAL	DISAGREE	STRONGLY DISAGREE	DON'T KNOW	TOTAL	WEIGHTED AVERAGE
(no label)	12.50% 1	62.50% 5	12.50% 1	0.00% 0	0.00% 0	12.50% 1	8	3.50

Q8 In all subjects, teachers help students think critically and ethically about the world around them, using the lens of Gospel values and Catholic doctrine and beliefs.

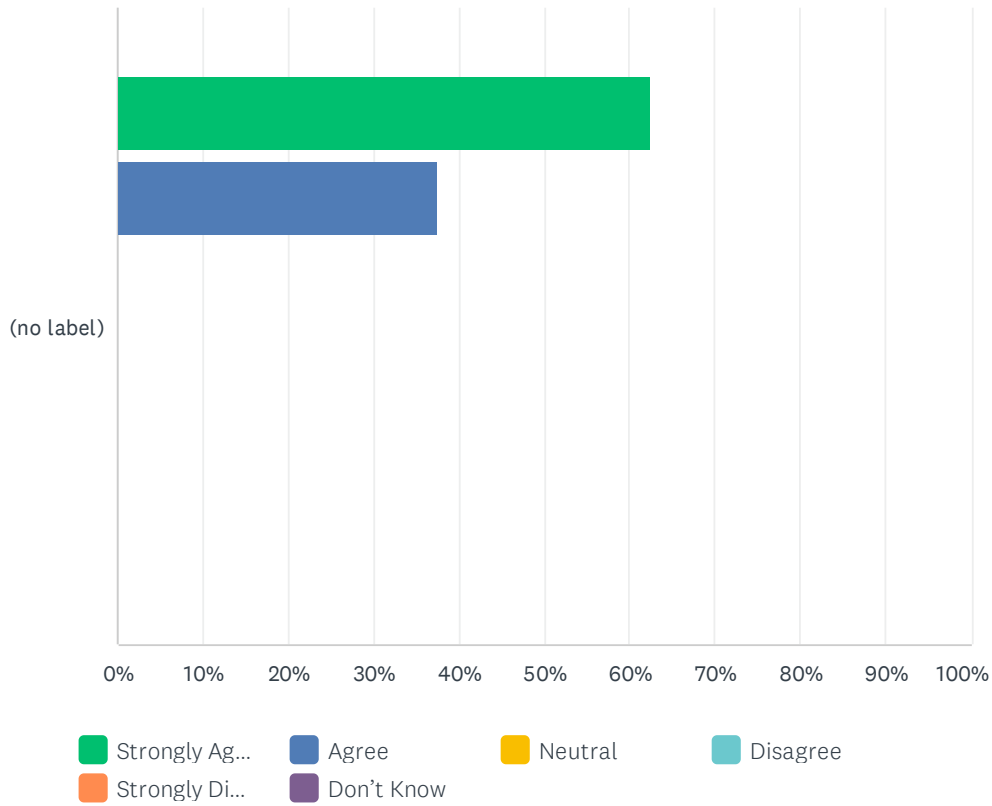
Answered: 8 Skipped: 0



	STRONGLY AGREE	AGREE	NEUTRAL	DISAGREE	STRONGLY DISAGREE	DON'T KNOW	TOTAL	WEIGHTED AVERAGE
(no label)	0.00% 0	87.50% 7	12.50% 1	0.00% 0	0.00% 0	0.00% 0	8	3.88

Q9 Rosary Academy provides opportunities outside the classroom for students' faith formation and participation in retreats, prayer, Mass, sacraments, and other spiritual experiences.

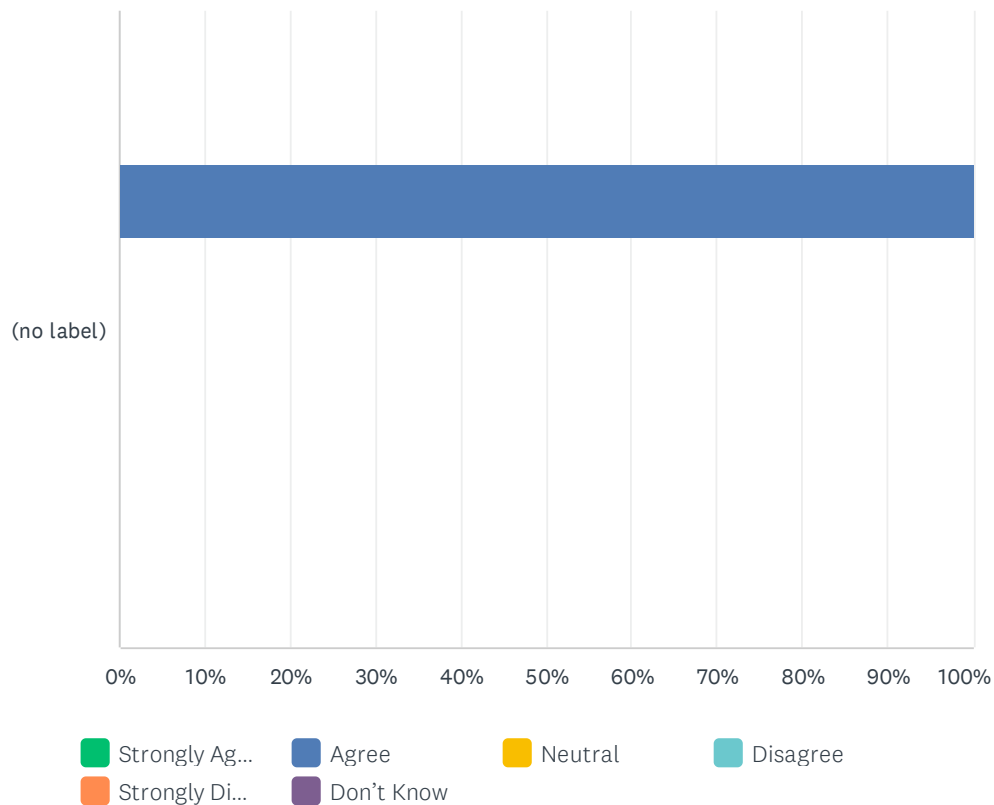
Answered: 8 Skipped: 0



	STRONGLY AGREE	AGREE	NEUTRAL	DISAGREE	STRONGLY DISAGREE	DON'T KNOW	TOTAL	WEIGHTED AVERAGE
(no label)	62.50%	37.50%	0.00%	0.00%	0.00%	0.00%	8	4.63
	5	3	0	0	0	0		

Q10 Rosary Academy provides opportunities outside the classroom for students to participate in service activities.

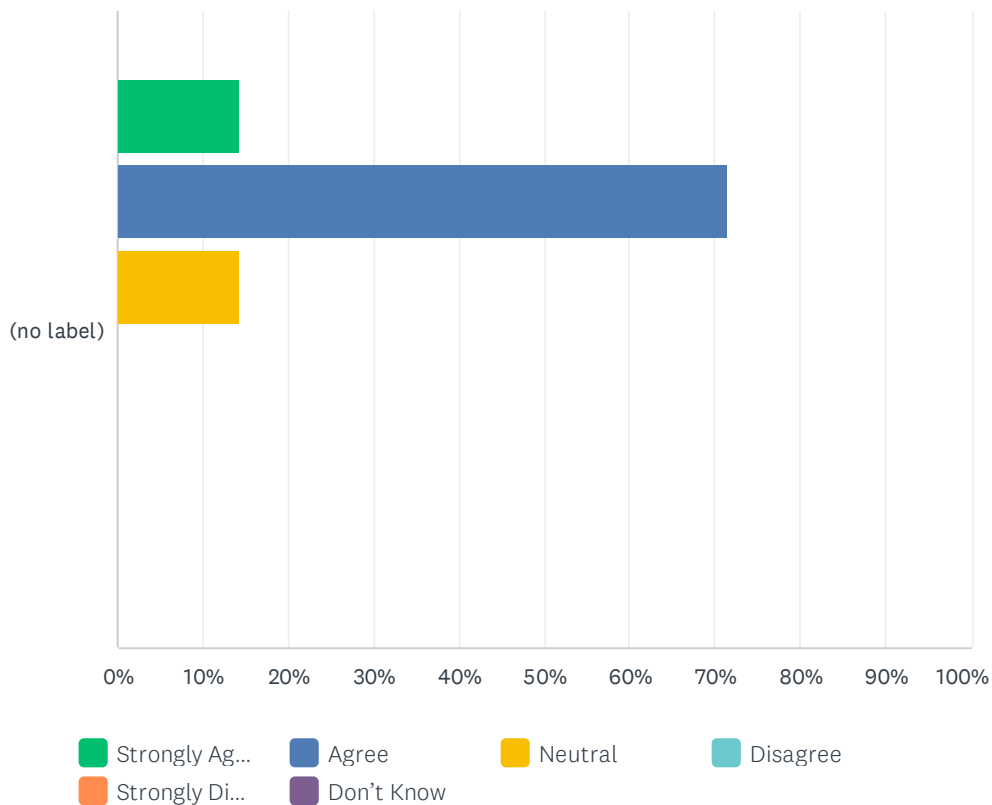
Answered: 8 Skipped: 0



	STRONGLY AGREE	AGREE	NEUTRAL	DISAGREE	STRONGLY DISAGREE	DON'T KNOW	TOTAL	WEIGHTED AVERAGE
(no label)	0.00% 0	100.00% 8	0.00% 0	0.00% 0	0.00% 0	0.00% 0	8	4.00

Q11 Administrators, faculty and staff serve as role models of faith and service to students.

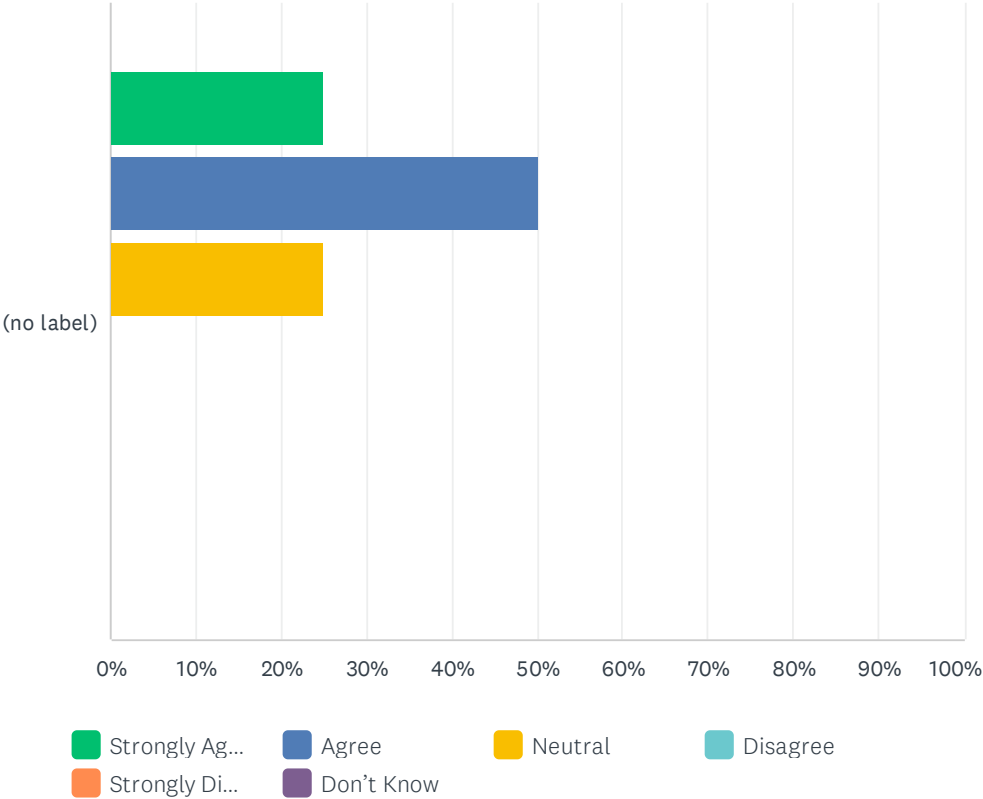
Answered: 7 Skipped: 1



	STRONGLY AGREE	AGREE	NEUTRAL	DISAGREE	STRONGLY DISAGREE	DON'T KNOW	TOTAL	WEIGHTED AVERAGE
(no label)	14.29% 1	71.43% 5	14.29% 1	0.00% 0	0.00% 0	0.00% 0	7	4.00

Q12 Rosary Academy provides opportunities for faith formation for faculty and staff.

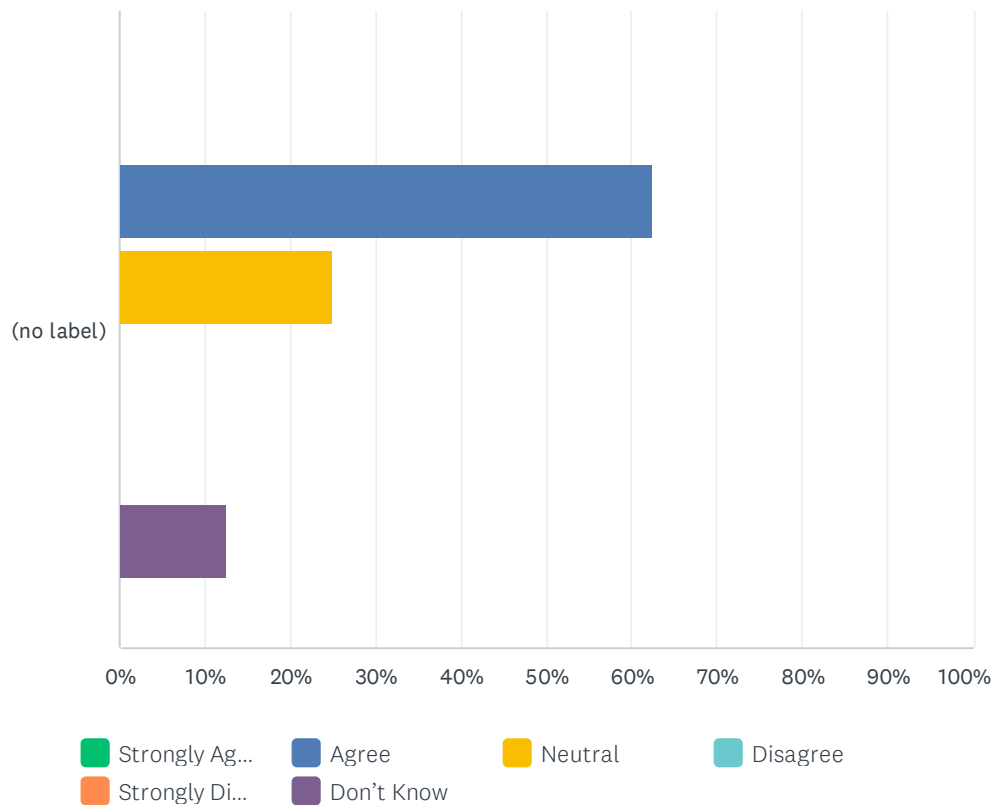
Answered: 8 Skipped: 0



	STRONGLY AGREE	AGREE	NEUTRAL	DISAGREE	STRONGLY DISAGREE	DON'T KNOW	TOTAL	WEIGHTED AVERAGE
(no label)	25.00% 2	50.00% 4	25.00% 2	0.00% 0	0.00% 0	0.00% 0	8	4.00

Q13 Rosary Academy provides opportunities for faith formation for parents/guardians and other adult members of the school community.

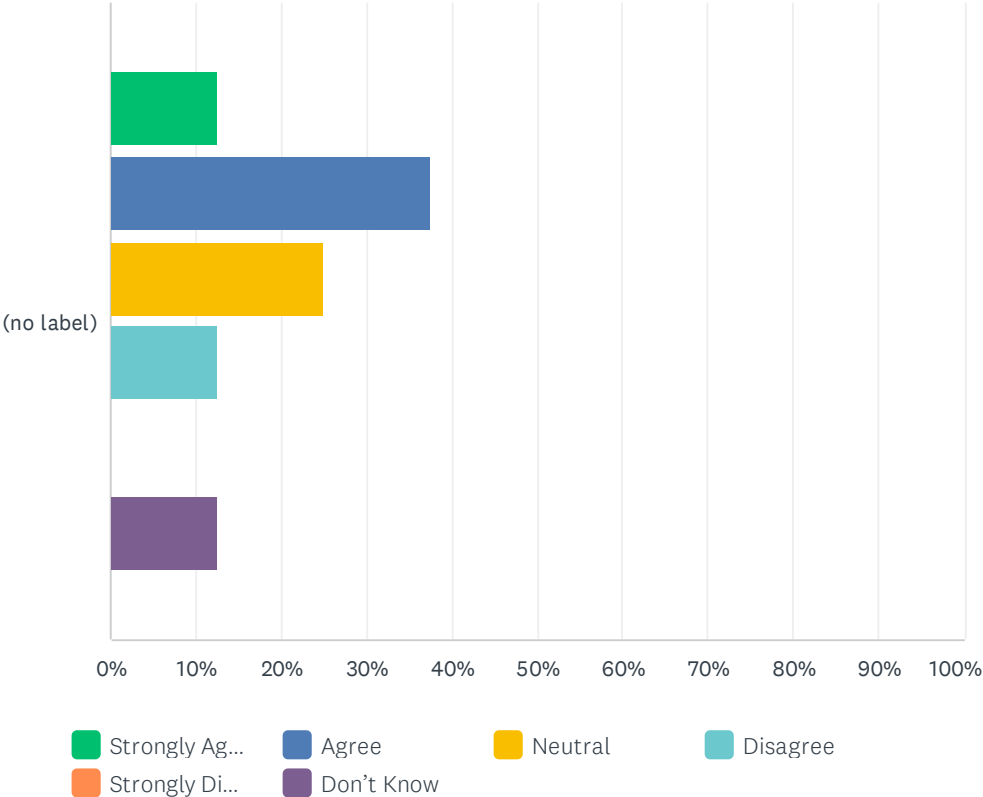
Answered: 8 Skipped: 0



	STRONGLY AGREE	AGREE	NEUTRAL	DISAGREE	STRONGLY DISAGREE	DON'T KNOW	TOTAL	WEIGHTED AVERAGE
(no label)	0.00% 0	62.50% 5	25.00% 2	0.00% 0	0.00% 0	12.50% 1	8	3.25

Q14 Rosary Academy helps parents/guardians support the faith life of their child.

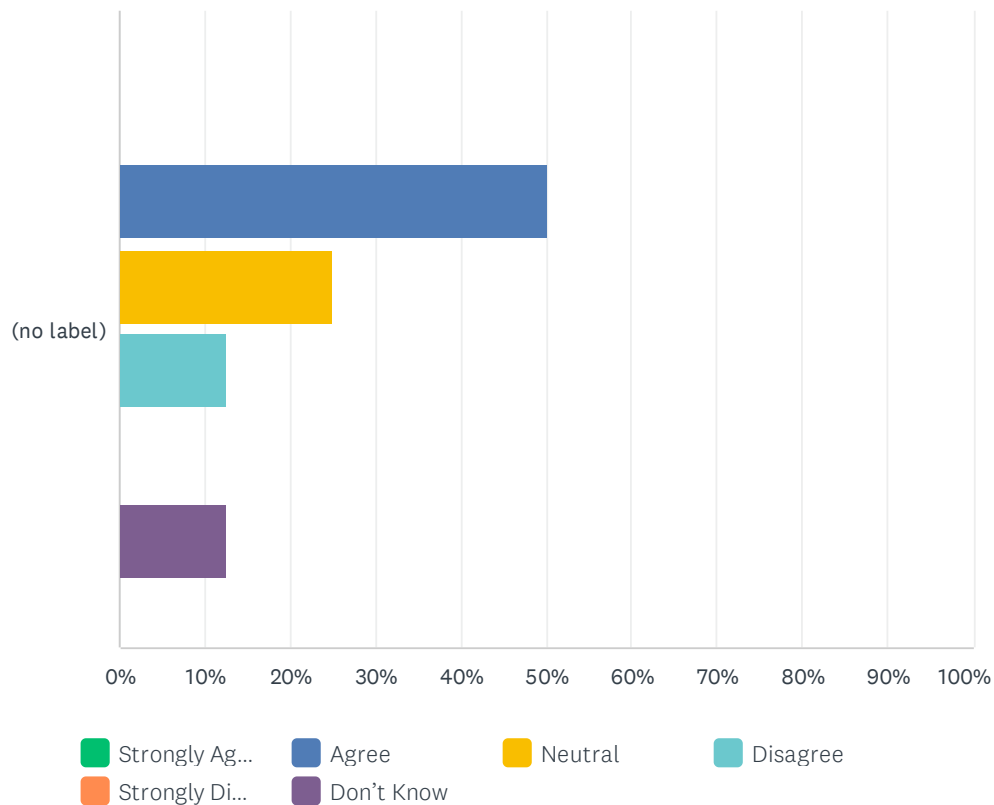
Answered: 8 Skipped: 0



	STRONGLY AGREE	AGREE	NEUTRAL	DISAGREE	STRONGLY DISAGREE	DON'T KNOW	TOTAL	WEIGHTED AVERAGE
(no label)	12.50% 1	37.50% 3	25.00% 2	12.50% 1	0.00% 0	12.50% 1	8	3.13

Q15 Rosary Academy provides opportunities for adult members of the school community to participate in service activities.

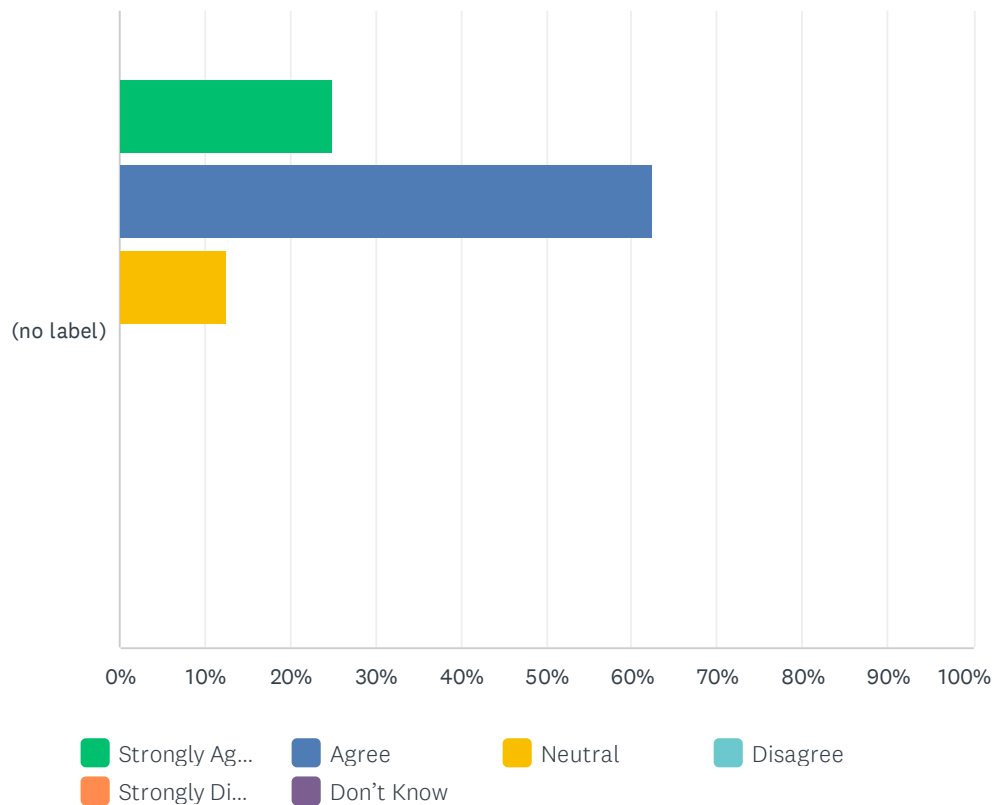
Answered: 8 Skipped: 0



	STRONGLY AGREE	AGREE	NEUTRAL	DISAGREE	STRONGLY DISAGREE	DON'T KNOW	TOTAL	WEIGHTED AVERAGE
(no label)	0.00% 0	50.00% 4	25.00% 2	12.50% 1	0.00% 0	12.50% 1	8	3.00

Q16 The faculty and staff in the school support the faith life of the school community.

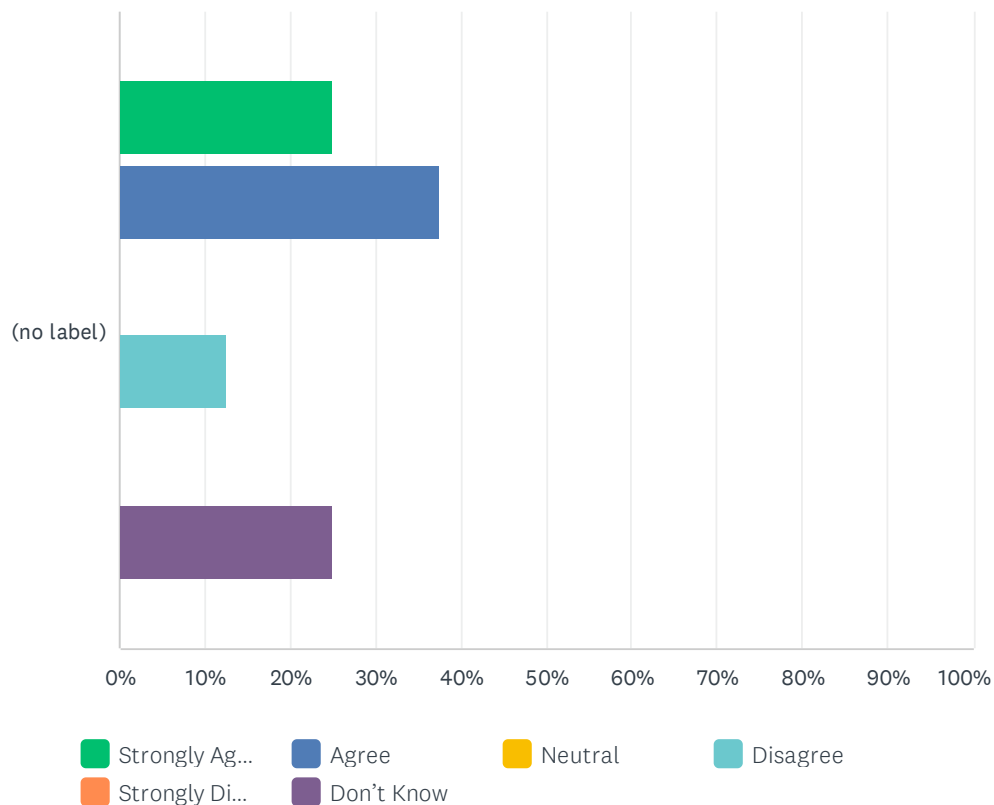
Answered: 8 Skipped: 0



	STRONGLY AGREE	AGREE	NEUTRAL	DISAGREE	STRONGLY DISAGREE	DON'T KNOW	TOTAL	WEIGHTED AVERAGE
(no label)	25.00% 2	62.50% 5	12.50% 1	0.00% 0	0.00% 0	0.00% 0	8	4.13

Q17 There is a person or group (such as a consultative board) who collaborates with the school administration to make or recommend decisions for the success of the school.

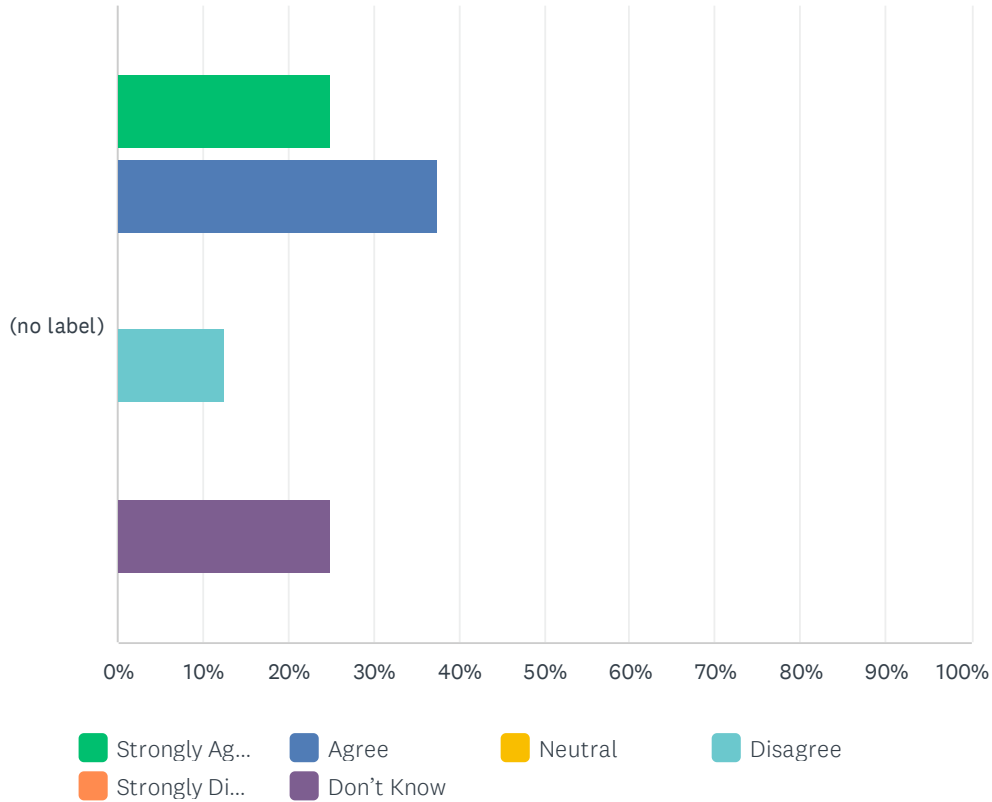
Answered: 8 Skipped: 0



	STRONGLY AGREE	AGREE	NEUTRAL	DISAGREE	STRONGLY DISAGREE	DON'T KNOW	TOTAL	WEIGHTED AVERAGE
(no label)	25.00% 2	37.50% 3	0.00% 0	12.50% 1	0.00% 0	25.00% 2	8	3.00

Q18 A person or group (such as a consultative board), in collaboration with the school administration, takes responsibility for monitoring that the school is faithful to its mission, academically excellent, and sound in its business decisions.

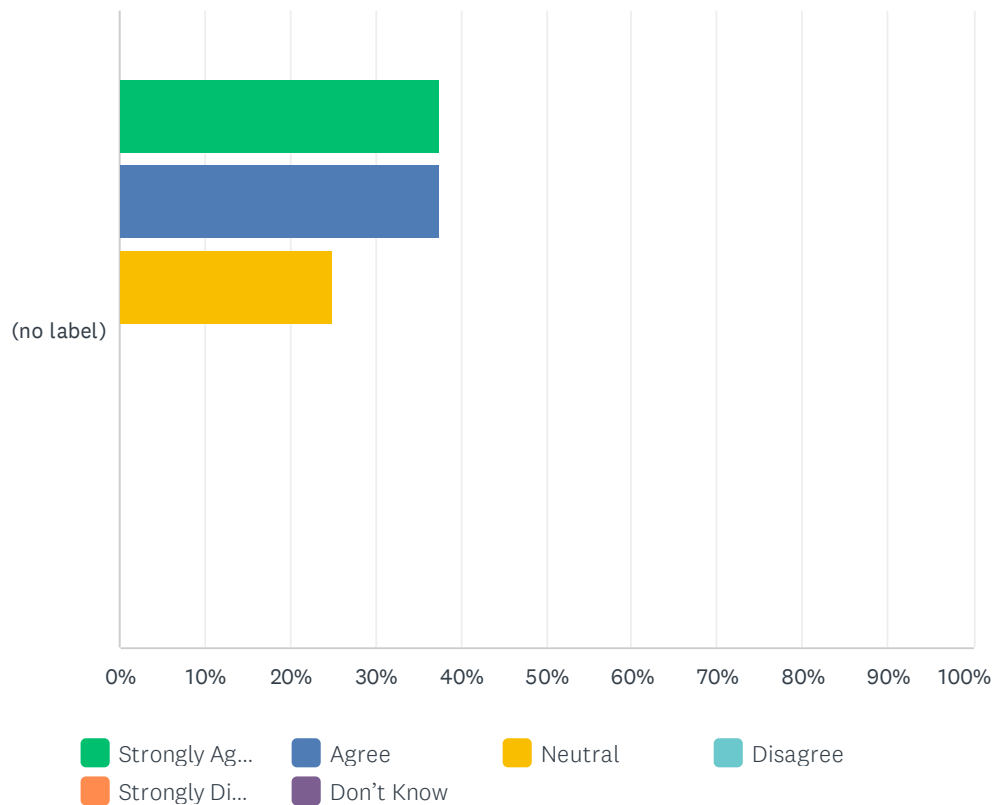
Answered: 8 Skipped: 0



	STRONGLY AGREE	AGREE	NEUTRAL	DISAGREE	STRONGLY DISAGREE	DON'T KNOW	TOTAL	WEIGHTED AVERAGE
(no label)	25.00%	37.50%	0.00%	12.50%	0.00%	25.00%	8	3.00
	2	3	0	1	0	2		

Q19 Rosary Academy administration effectively carries out its responsibilities in the areas of faith formation and instructional leadership.

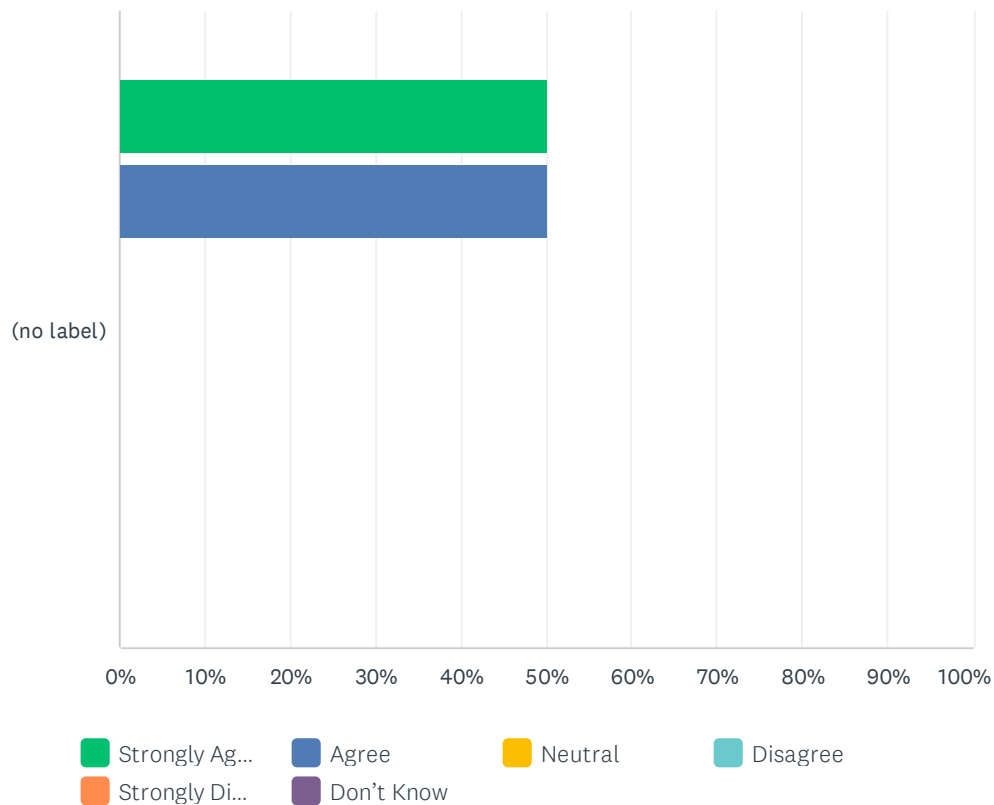
Answered: 8 Skipped: 0



	STRONGLY AGREE	AGREE	NEUTRAL	DISAGREE	STRONGLY DISAGREE	DON'T KNOW	TOTAL	WEIGHTED AVERAGE
(no label)	37.50% 3	37.50% 3	25.00% 2	0.00% 0	0.00% 0	0.00% 0	8	4.13

Q20 Rosary Academy administration has the authority to realize and implement the school's mission and vision.

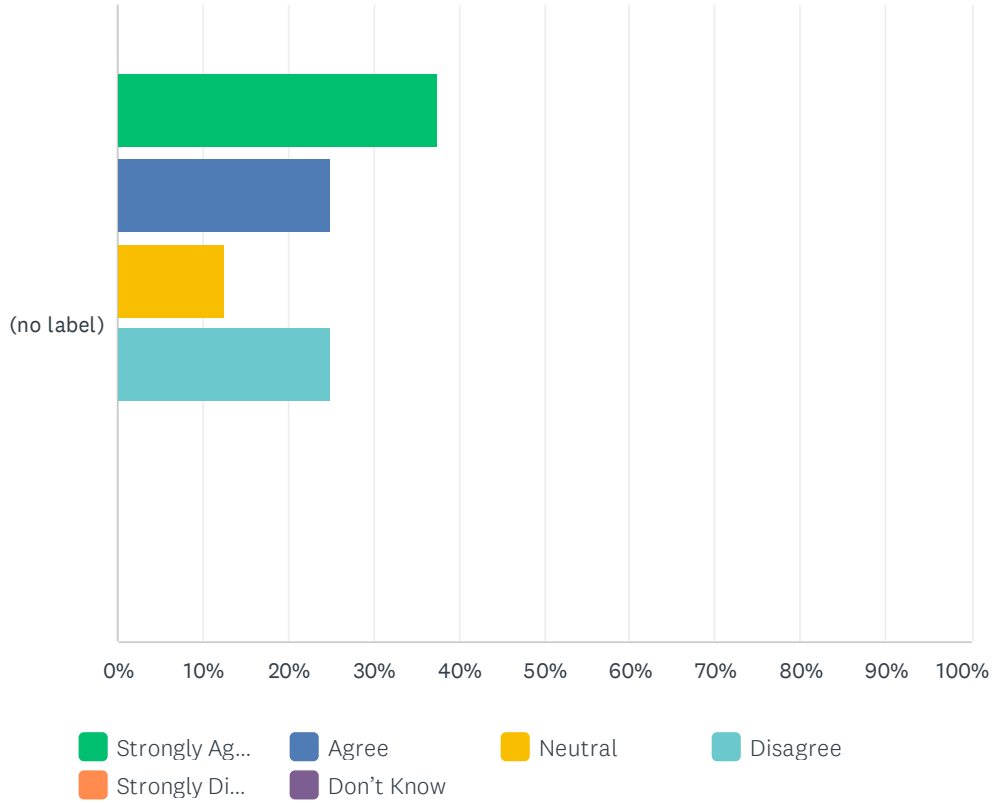
Answered: 8 Skipped: 0



	STRONGLY AGREE	AGREE	NEUTRAL	DISAGREE	STRONGLY DISAGREE	DON'T KNOW	TOTAL	WEIGHTED AVERAGE
(no label)	50.00% 4	50.00% 4	0.00% 0	0.00% 0	0.00% 0	0.00% 0	8	4.50

Q21 Rosary Academy administration involves all members of the school community to ensure a school culture that embodies the mission and vision.

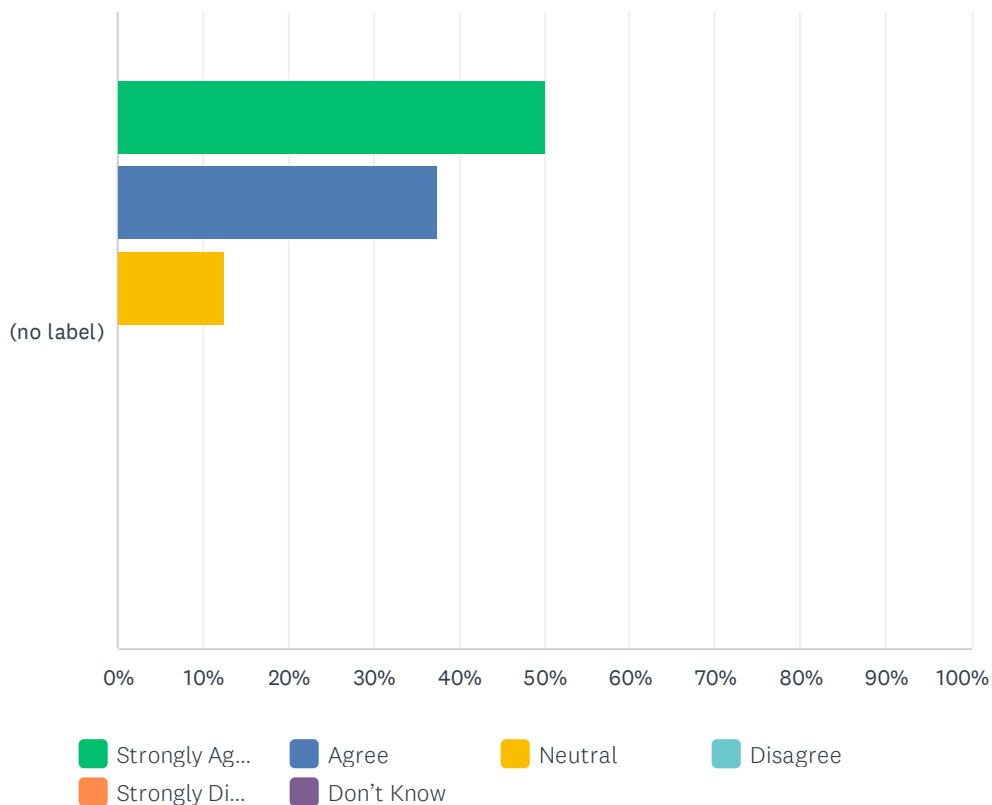
Answered: 8 Skipped: 0



	STRONGLY AGREE	AGREE	NEUTRAL	DISAGREE	STRONGLY DISAGREE	DON'T KNOW	TOTAL	WEIGHTED AVERAGE
(no label)	37.50% 3	25.00% 2	12.50% 1	25.00% 2	0.00% 0	0.00% 0	8	3.75

Q22 Rosary Academy administration takes responsibility for the development and oversight of school programs, personnel, and school operations.

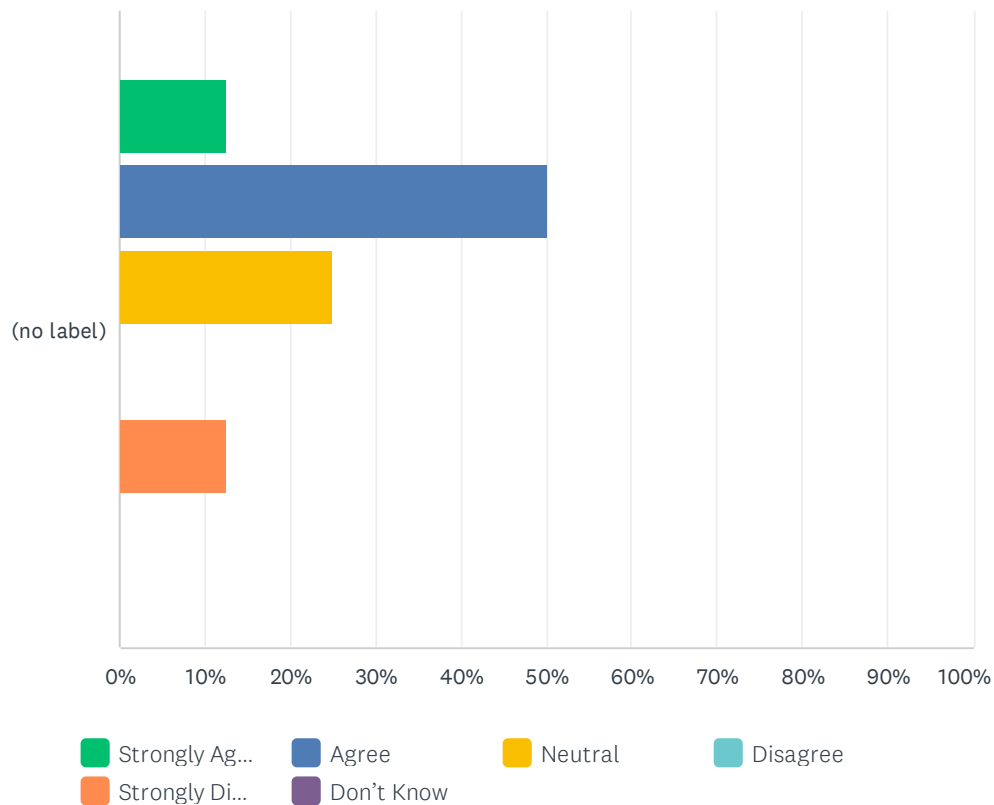
Answered: 8 Skipped: 0



	STRONGLY AGREE	AGREE	NEUTRAL	DISAGREE	STRONGLY DISAGREE	DON'T KNOW	TOTAL	WEIGHTED AVERAGE
(no label)	50.00% 4	37.50% 3	12.50% 1	0.00% 0	0.00% 0	0.00% 0	8	4.38

Q23 Rosary Academy has a strong culture of collaboration on all levels within the school to advance excellence.

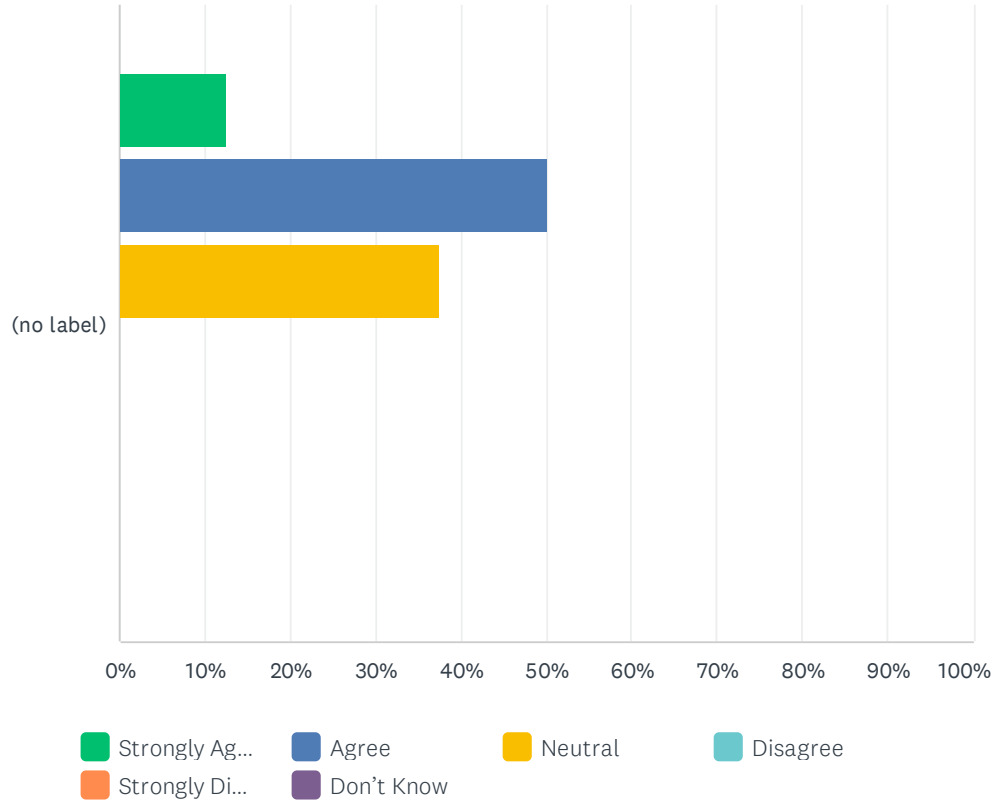
Answered: 8 Skipped: 0



	STRONGLY AGREE	AGREE	NEUTRAL	DISAGREE	STRONGLY DISAGREE	DON'T KNOW	TOTAL	WEIGHTED AVERAGE
(no label)	12.50% 1	50.00% 4	25.00% 2	0.00% 0	12.50% 1	0.00% 0	8	3.50

Q24 Rosary Academy has a clearly articulated rigorous curriculum infused with Gospel values that prepare students for life and work.

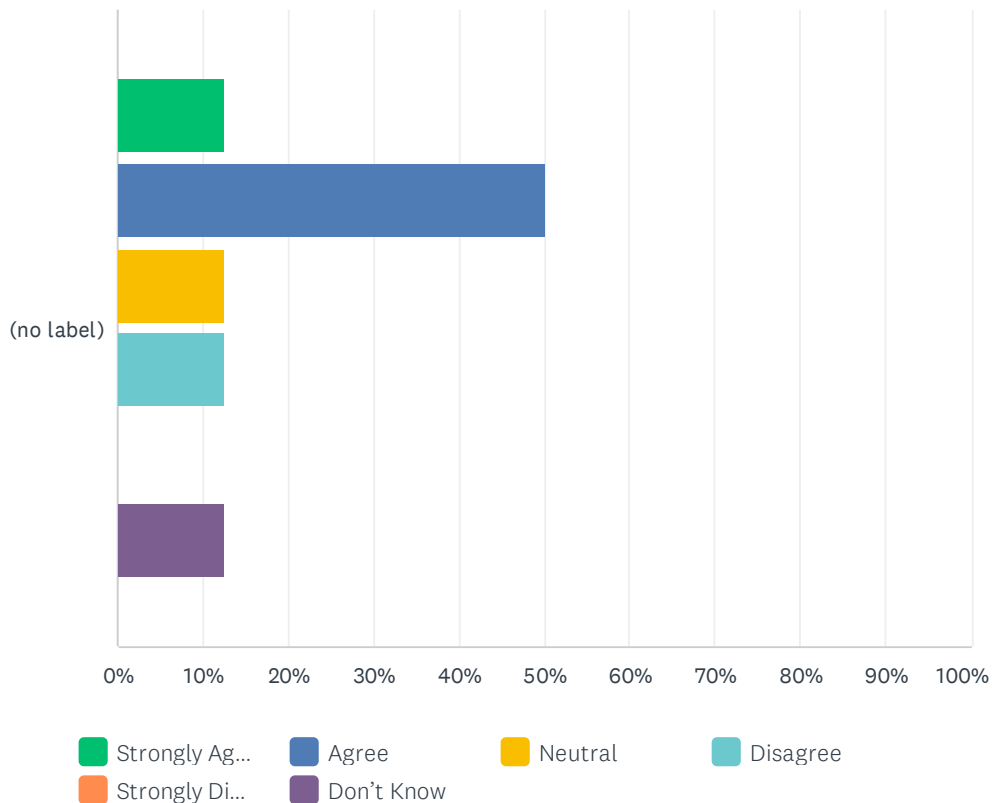
Answered: 8 Skipped: 0



	STRONGLY AGREE	AGREE	NEUTRAL	DISAGREE	STRONGLY DISAGREE	DON'T KNOW	TOTAL	WEIGHTED AVERAGE
(no label)	12.50% 1	50.00% 4	37.50% 3	0.00% 0	0.00% 0	0.00% 0	8	3.75

Q25 In classes at Rosary Academy, students spend most of their time-solving problems, discussing ideas, creating their own work, reading, writing, speaking, and researching.

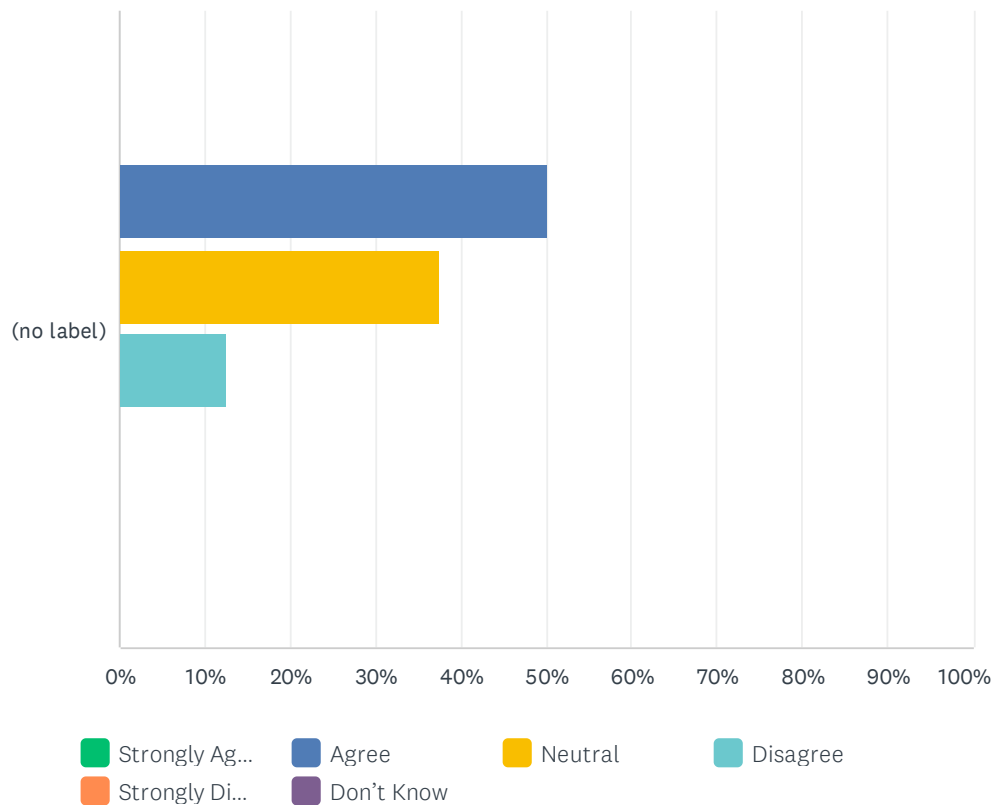
Answered: 8 Skipped: 0



	STRONGLY AGREE	AGREE	NEUTRAL	DISAGREE	STRONGLY DISAGREE	DON'T KNOW	TOTAL	WEIGHTED AVERAGE
(no label)	12.50% 1	50.00% 4	12.50% 1	12.50% 1	0.00% 0	12.50% 1	8	3.25

Q26 The curriculum and instruction at Rosary Academy prepares students to be capable and critical users of media and technology.

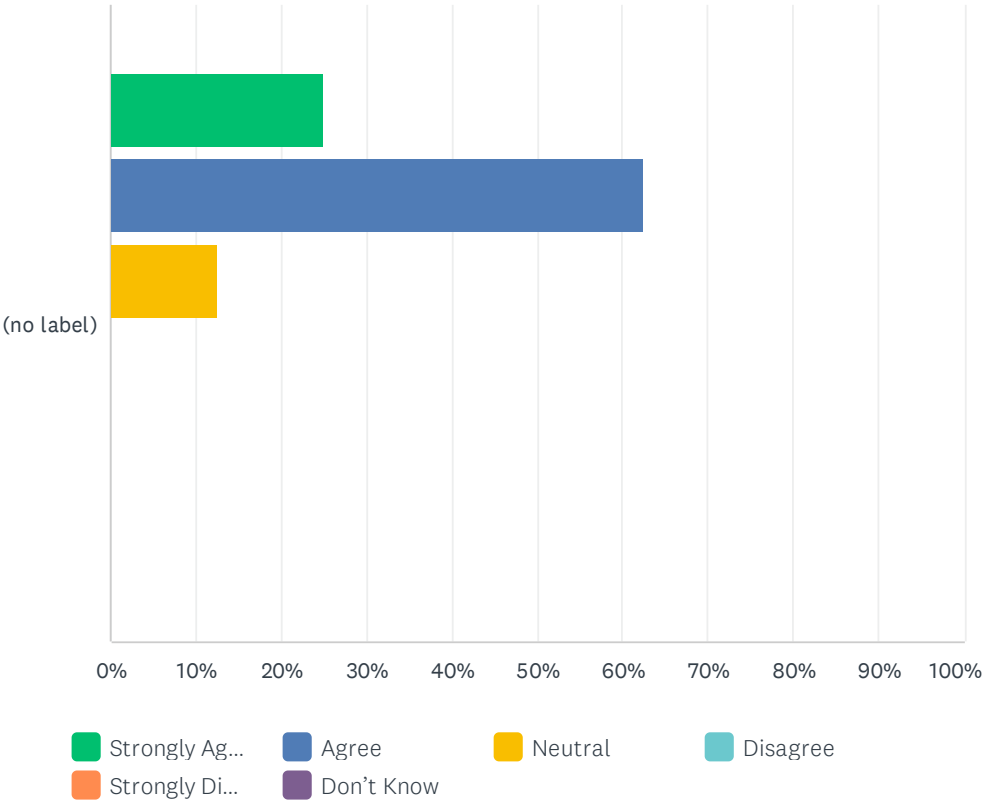
Answered: 8 Skipped: 0



	STRONGLY AGREE	AGREE	NEUTRAL	DISAGREE	STRONGLY DISAGREE	DON'T KNOW	TOTAL	WEIGHTED AVERAGE
(no label)	0.00% 0	50.00% 4	37.50% 3	12.50% 1	0.00% 0	0.00% 0	8	3.38

Q27 Teachers use effective instruction to deliver the curriculum.

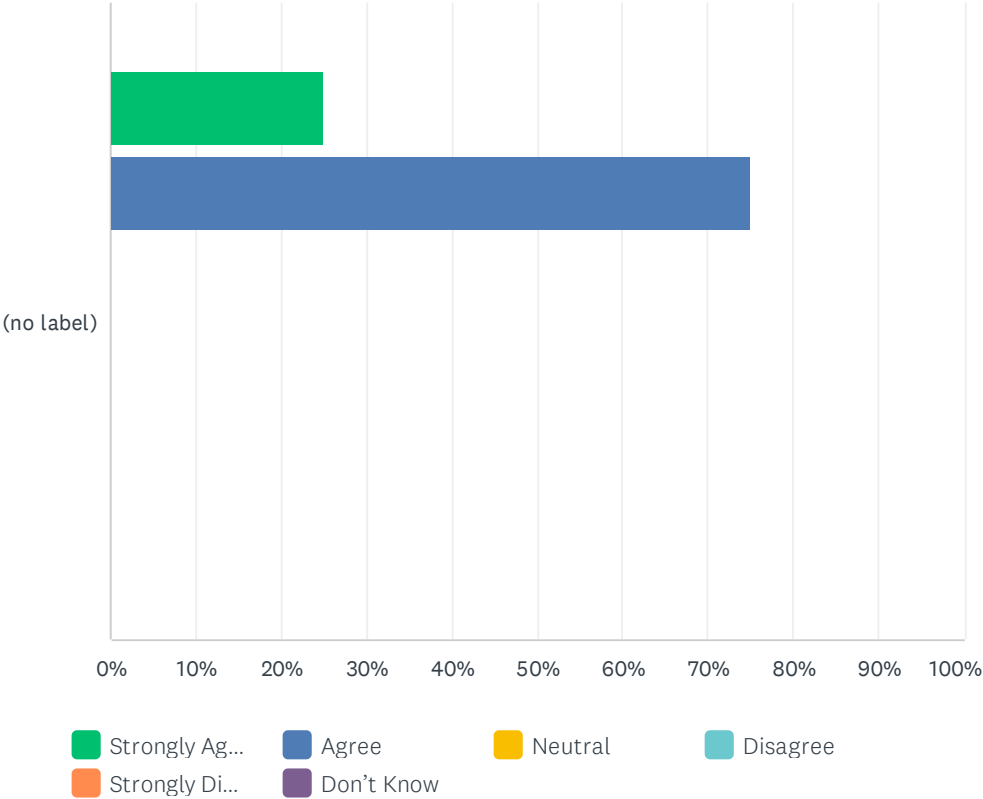
Answered: 8 Skipped: 0



	STRONGLY AGREE	AGREE	NEUTRAL	DISAGREE	STRONGLY DISAGREE	DON'T KNOW	TOTAL	WEIGHTED AVERAGE
(no label)	25.00% 2	62.50% 5	12.50% 1	0.00% 0	0.00% 0	0.00% 0	8	4.13

Q28 At Rosary Academy, teachers use different teaching approaches to meet the diverse needs of all students.

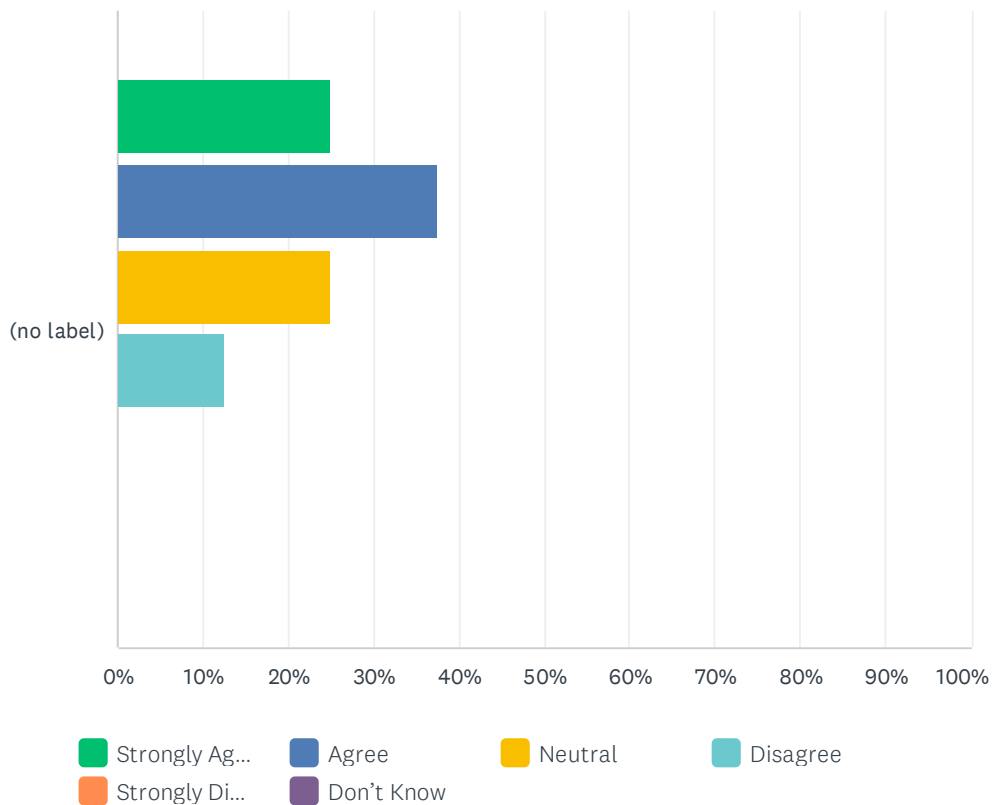
Answered: 8 Skipped: 0



	STRONGLY AGREE	AGREE	NEUTRAL	DISAGREE	STRONGLY DISAGREE	DON'T KNOW	TOTAL	WEIGHTED AVERAGE
(no label)	25.00% 2	75.00% 6	0.00% 0	0.00% 0	0.00% 0	0.00% 0	8	4.25

Q29 At Rosary Academy, teachers collaborate systematically and regularly to increase student achievement and improve teaching effectiveness.

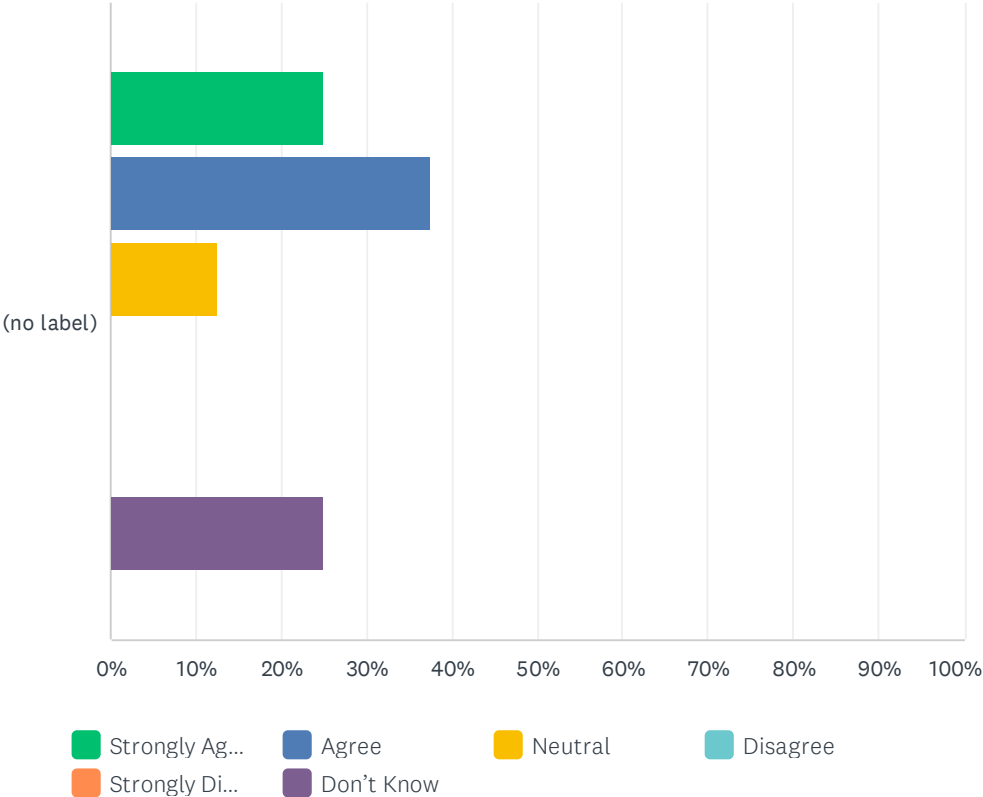
Answered: 8 Skipped: 0



	STRONGLY AGREE	AGREE	NEUTRAL	DISAGREE	STRONGLY DISAGREE	DON'T KNOW	TOTAL	WEIGHTED AVERAGE
(no label)	25.00% 2	37.50% 3	25.00% 2	12.50% 1	0.00% 0	0.00% 0	8	3.75

Q30 At Rosary Academy, all administrators, faculty, and staff engage in ongoing professional development.

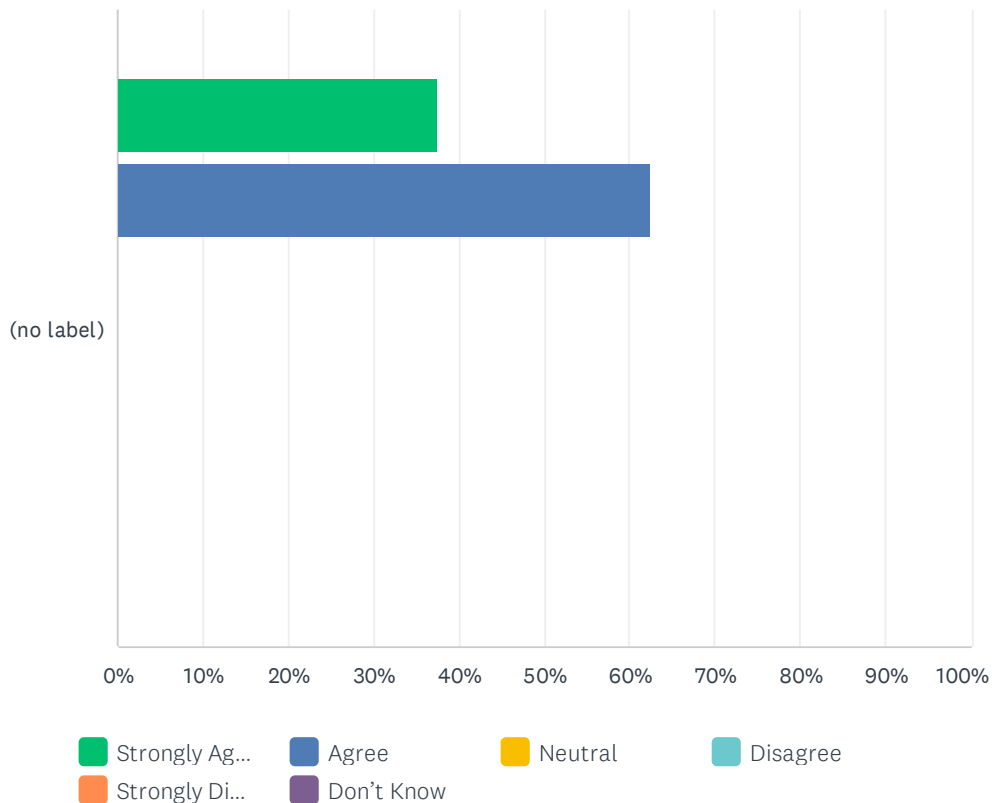
Answered: 8 Skipped: 0



	STRONGLY AGREE	AGREE	NEUTRAL	DISAGREE	STRONGLY DISAGREE	DON'T KNOW	TOTAL	WEIGHTED AVERAGE
(no label)	25.00% 2	37.50% 3	12.50% 1	0.00% 0	0.00% 0	25.00% 2	8	3.13

Q31 Rosary Academy uses standardized and teacher-developed assessments to document student learning and report the outcome to parents/guardians.

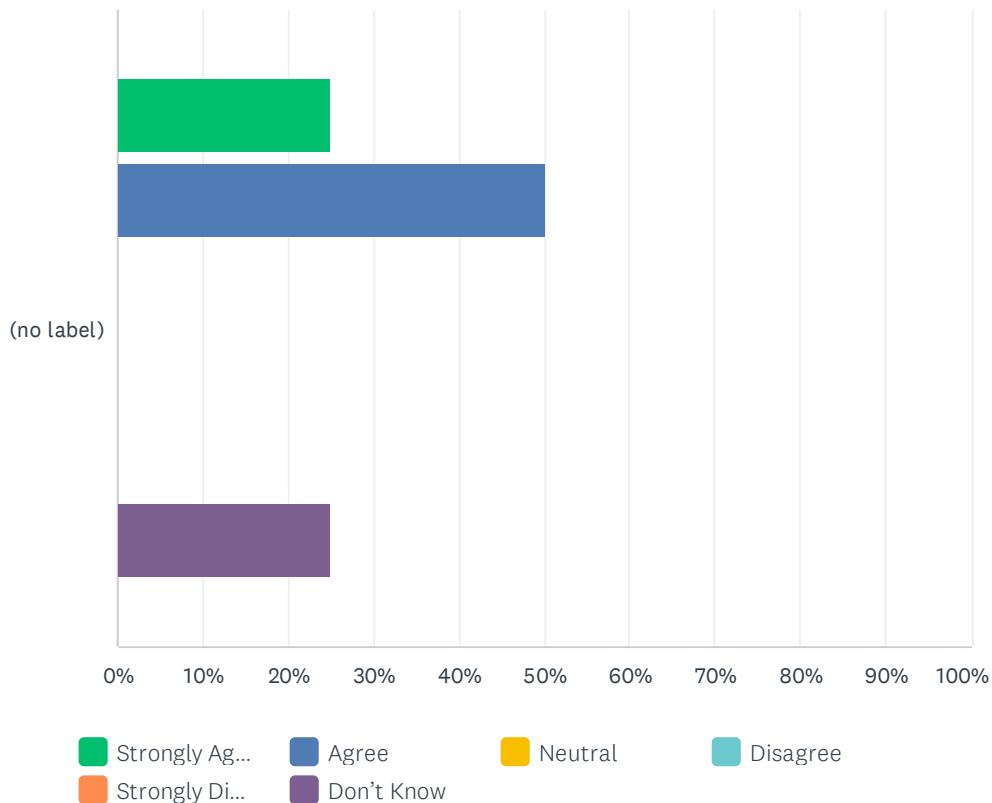
Answered: 8 Skipped: 0



	STRONGLY AGREE	AGREE	NEUTRAL	DISAGREE	STRONGLY DISAGREE	DON'T KNOW	TOTAL	WEIGHTED AVERAGE
(no label)	37.50% 3	62.50% 5	0.00% 0	0.00% 0	0.00% 0	0.00% 0	8	4.38

Q32 Rosary Academy uses the results of standardized (Pre-ACT, PSAT, ACT, and SAT) and teacher-developed (tests, projects, final exam) assessments to improve the curriculum and increase learning.

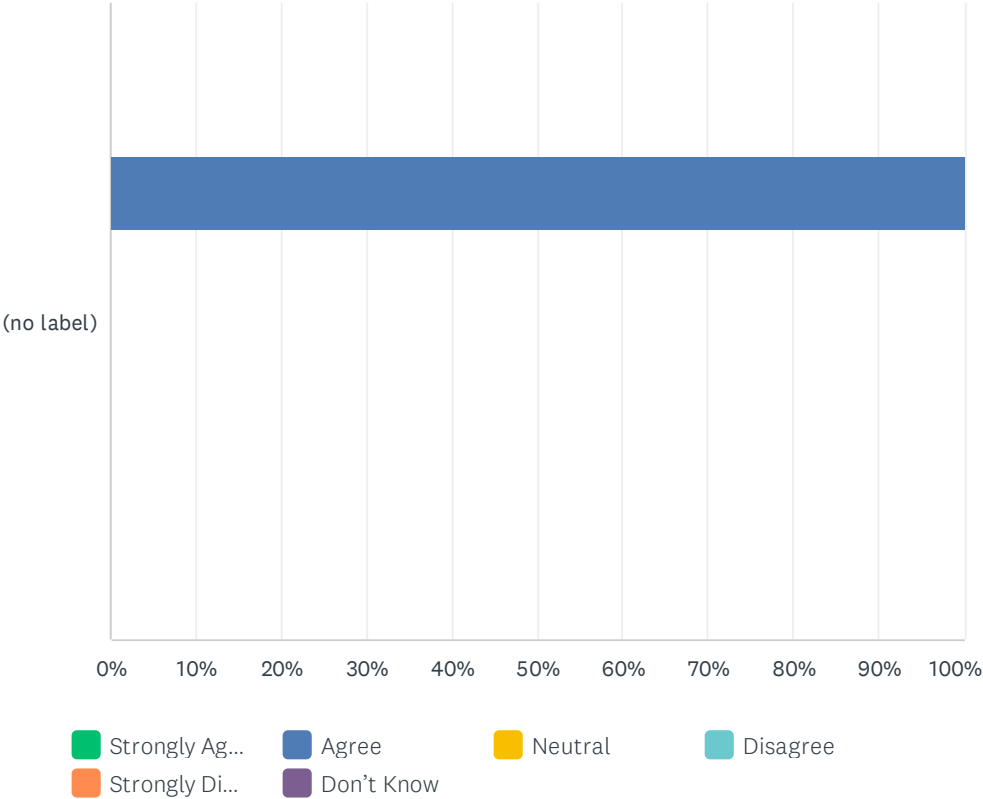
Answered: 8 Skipped: 0



	STRONGLY AGREE	AGREE	NEUTRAL	DISAGREE	STRONGLY DISAGREE	DON'T KNOW	TOTAL	WEIGHTED AVERAGE
(no label)	25.00% 2	50.00% 4	0.00% 0	0.00% 0	0.00% 0	25.00% 2	8	3.25

Q33 Teachers vary the types of assessments they use to monitor individual and class-wide student learning.

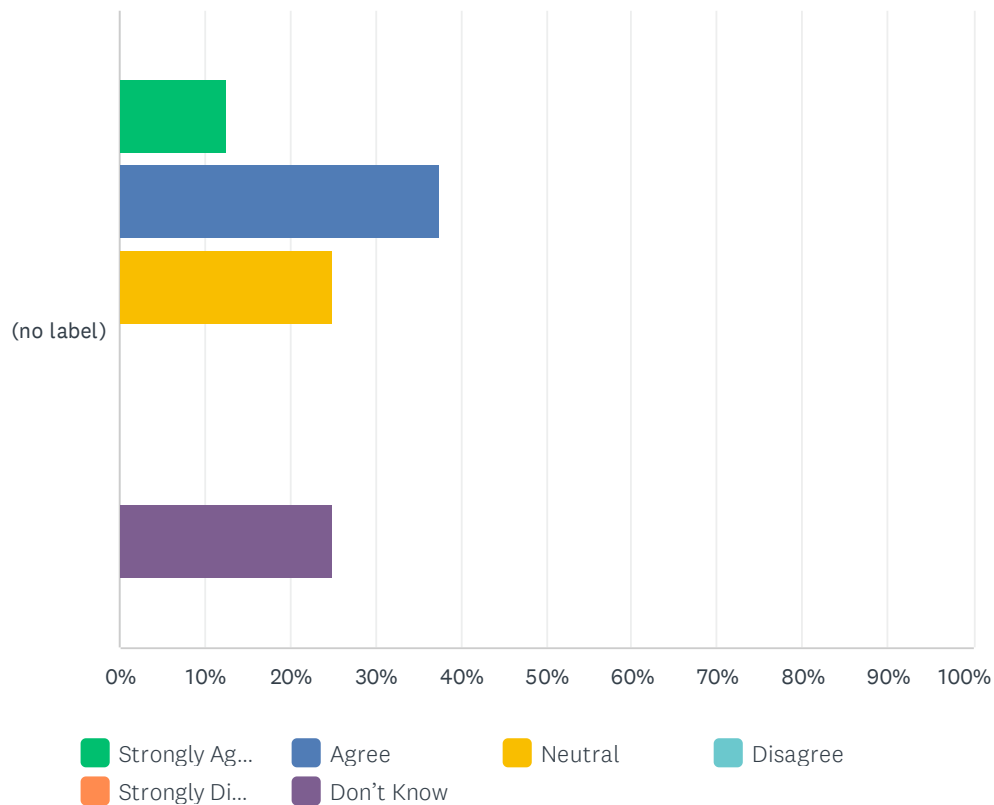
Answered: 8 Skipped: 0



	STRONGLY AGREE	AGREE	NEUTRAL	DISAGREE	STRONGLY DISAGREE	DON'T KNOW	TOTAL	WEIGHTED AVERAGE
(no label)	0.00% 0	100.00% 8	0.00% 0	0.00% 0	0.00% 0	0.00% 0	8	4.00

Q34 Rosary Academy communicates how well students achieve compared to similar students locally and/or nationally.

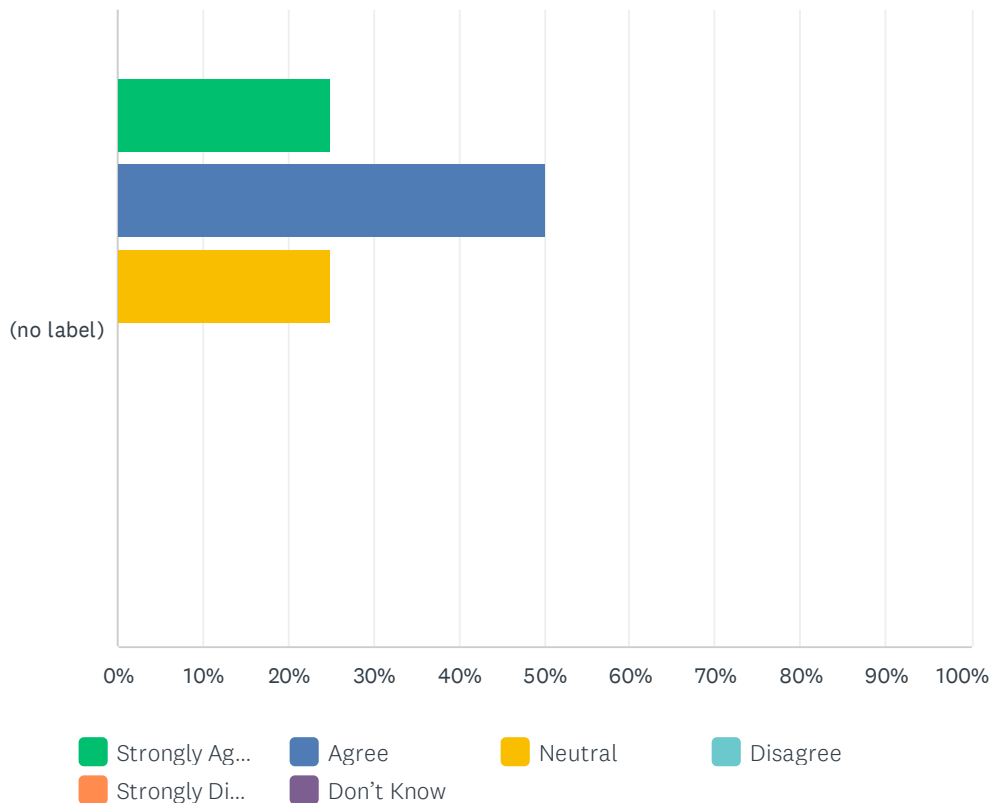
Answered: 8 Skipped: 0



	STRONGLY AGREE	AGREE	NEUTRAL	DISAGREE	STRONGLY DISAGREE	DON'T KNOW	TOTAL	WEIGHTED AVERAGE
(no label)	12.50% 1	37.50% 3	25.00% 2	0.00% 0	0.00% 0	25.00% 2	8	2.88

Q35 Rosary Academy provides programs and services that help students successfully complete the school program (for example, guidance and resource programs).

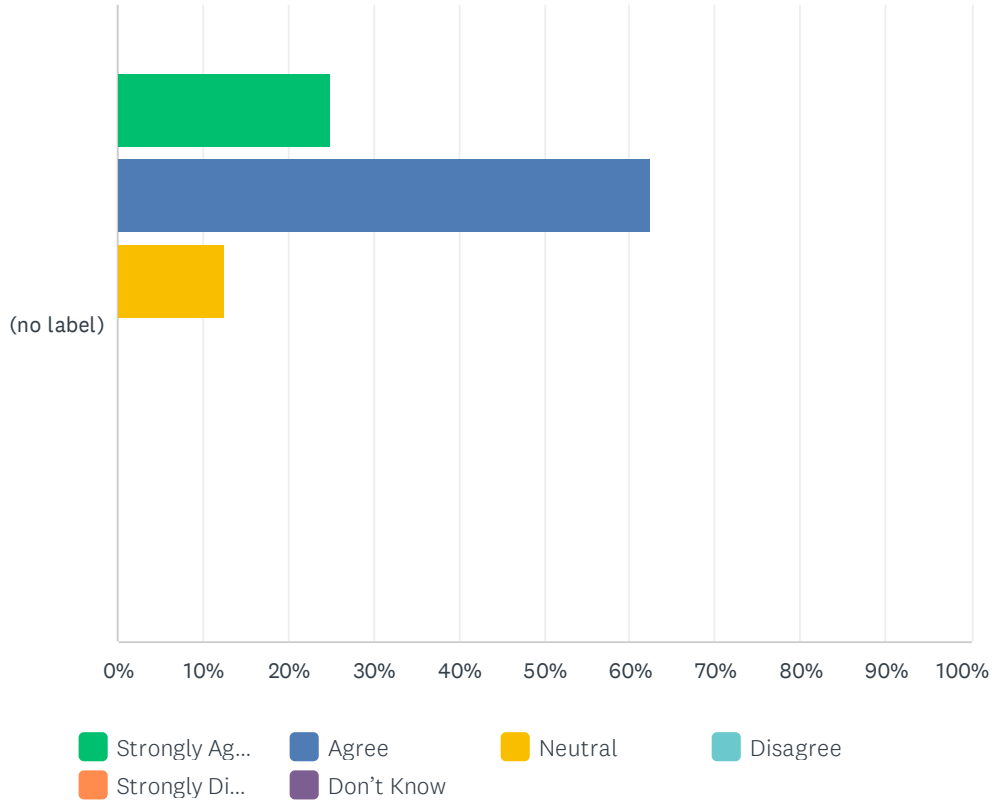
Answered: 8 Skipped: 0



	STRONGLY AGREE	AGREE	NEUTRAL	DISAGREE	STRONGLY DISAGREE	DON'T KNOW	TOTAL	WEIGHTED AVERAGE
(no label)	25.00% 2	50.00% 4	25.00% 2	0.00% 0	0.00% 0	0.00% 0	8	4.00

Q36 Rosary Academy provides enriching programs for students to develop their gifts and talents and enhance their creative, artistic, social/emotional, physical, and spiritual potential.

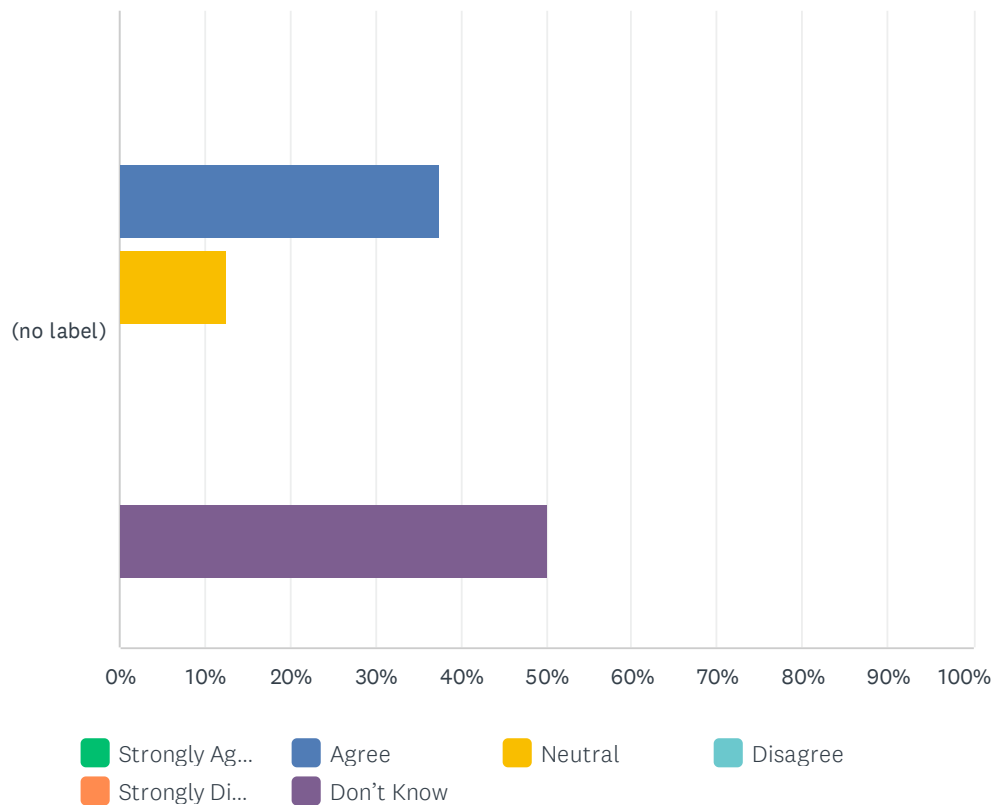
Answered: 8 Skipped: 0



	STRONGLY AGREE	AGREE	NEUTRAL	DISAGREE	STRONGLY DISAGREE	DON'T KNOW	TOTAL	WEIGHTED AVERAGE
(no label)	25.00% 2	62.50% 5	12.50% 1	0.00% 0	0.00% 0	0.00% 0	8	4.13

Q37 Rosary Academy provides opportunities for parents/guardians to be involved in the education of their children.

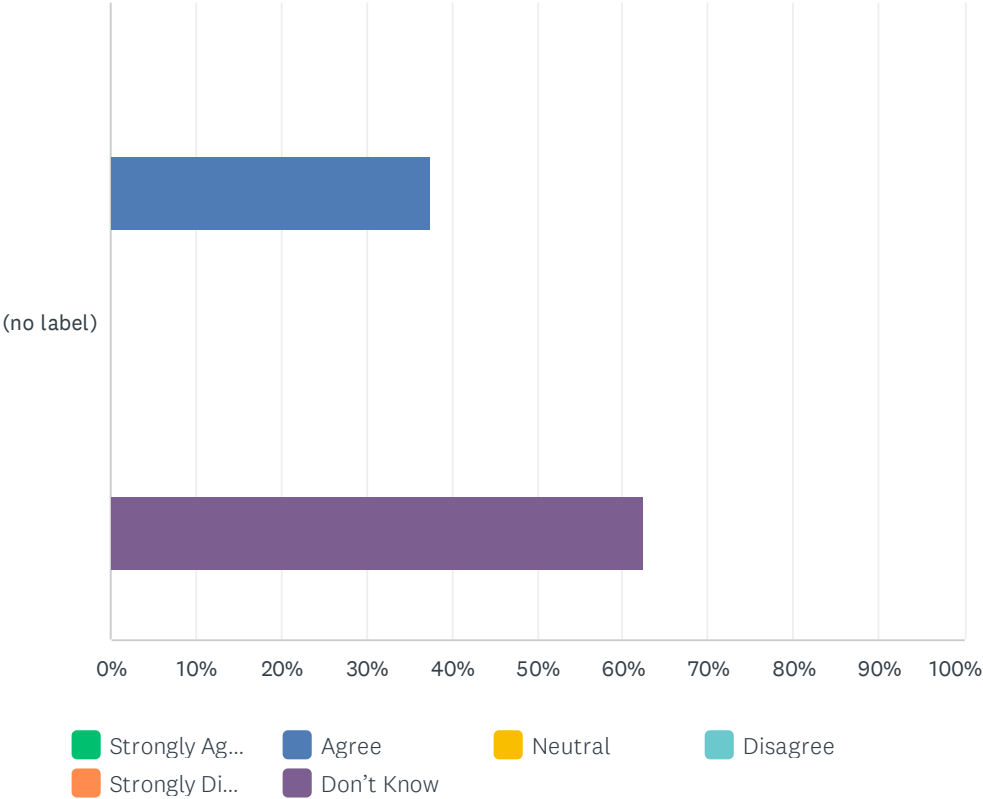
Answered: 8 Skipped: 0



	STRONGLY AGREE	AGREE	NEUTRAL	DISAGREE	STRONGLY DISAGREE	DON'T KNOW	TOTAL	WEIGHTED AVERAGE
(no label)	0.00% 0	37.50% 3	12.50% 1	0.00% 0	0.00% 0	50.00% 4	8	1.88

Q38 Rosary Academy's financial plan results from a collaborative process including expert advisors.

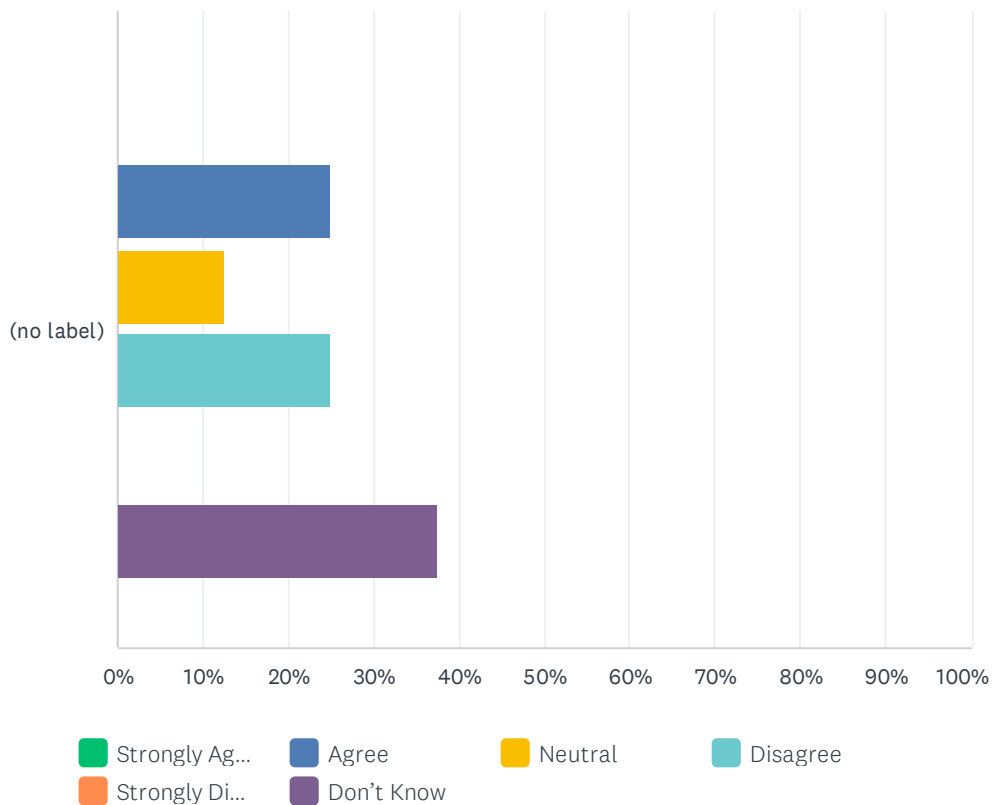
Answered: 8 Skipped: 0



	STRONGLY AGREE	AGREE	NEUTRAL	DISAGREE	STRONGLY DISAGREE	DON'T KNOW	TOTAL	WEIGHTED AVERAGE
(no label)	0.00% 0	37.50% 3	0.00% 0	0.00% 0	0.00% 0	62.50% 5	8	1.50

Q39 Rosary Academy consistently shares its financial plan with the school community.

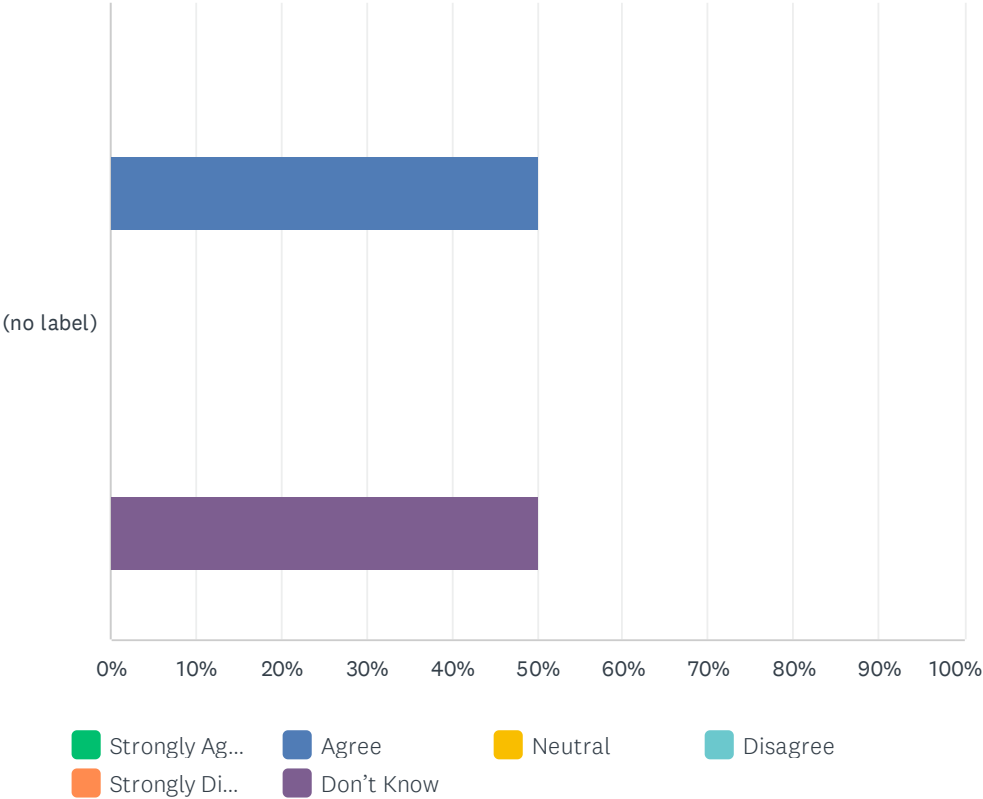
Answered: 8 Skipped: 0



	STRONGLY AGREE	AGREE	NEUTRAL	DISAGREE	STRONGLY DISAGREE	DON'T KNOW	TOTAL	WEIGHTED AVERAGE	
(no label)	0.00% 0	25.00% 2	12.50% 1	25.00% 2		0.00% 0	37.50% 3	8	1.88

Q40 Rosary Academy leaders take responsibility for ensuring that the financial plans and budgets are implemented using best practices.

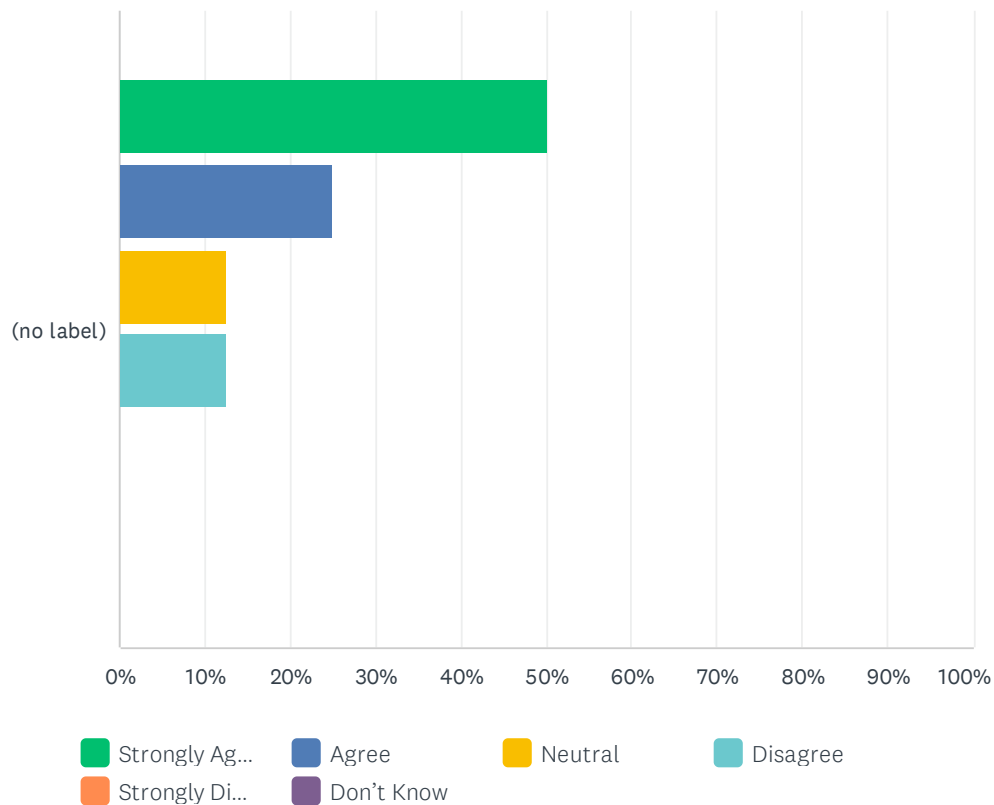
Answered: 8 Skipped: 0



	STRONGLY AGREE	AGREE	NEUTRAL	DISAGREE	STRONGLY DISAGREE	DON'T KNOW	TOTAL	WEIGHTED AVERAGE
(no label)	0.00% 0	50.00% 4	0.00% 0	0.00% 0	0.00% 0	50.00% 4	8	2.00

Q41 Rosary Academy treats all personnel with consistency, fairness, and justice.

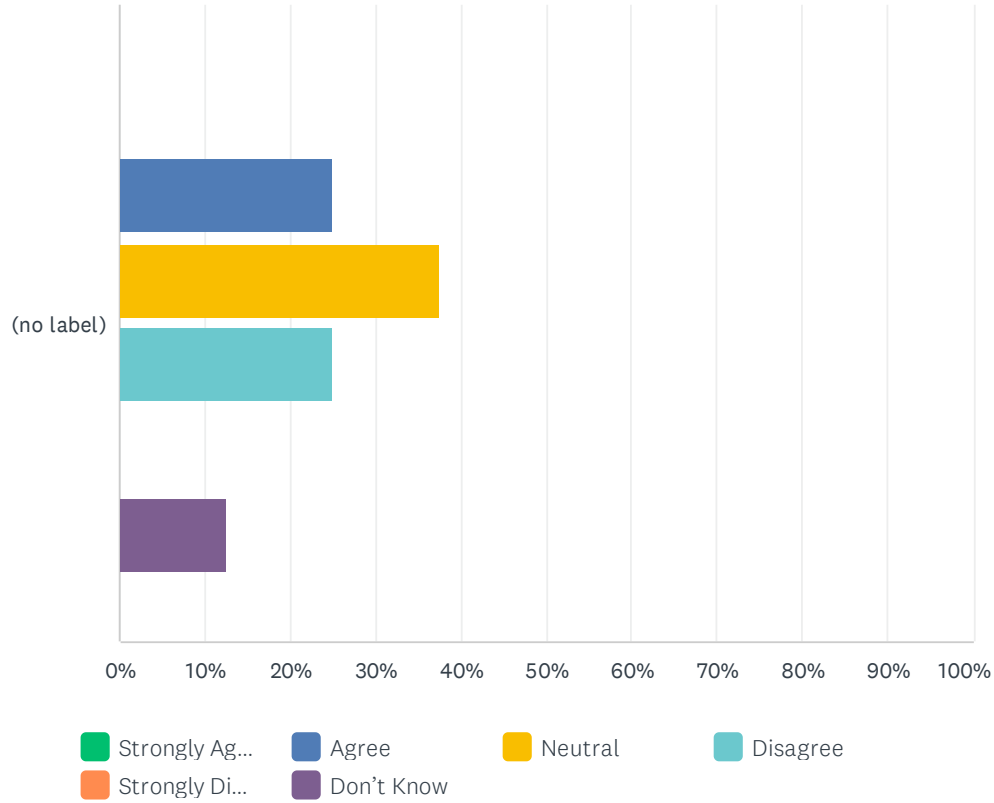
Answered: 8 Skipped: 0



	STRONGLY AGREE	AGREE	NEUTRAL	DISAGREE	STRONGLY DISAGREE	DON'T KNOW	TOTAL	WEIGHTED AVERAGE
(no label)	50.00% 4	25.00% 2	12.50% 1	12.50% 1	0.00% 0	0.00% 0	8	4.13

Q42 Rosary Academy maintains and shares plans for managing facilities and equipment.

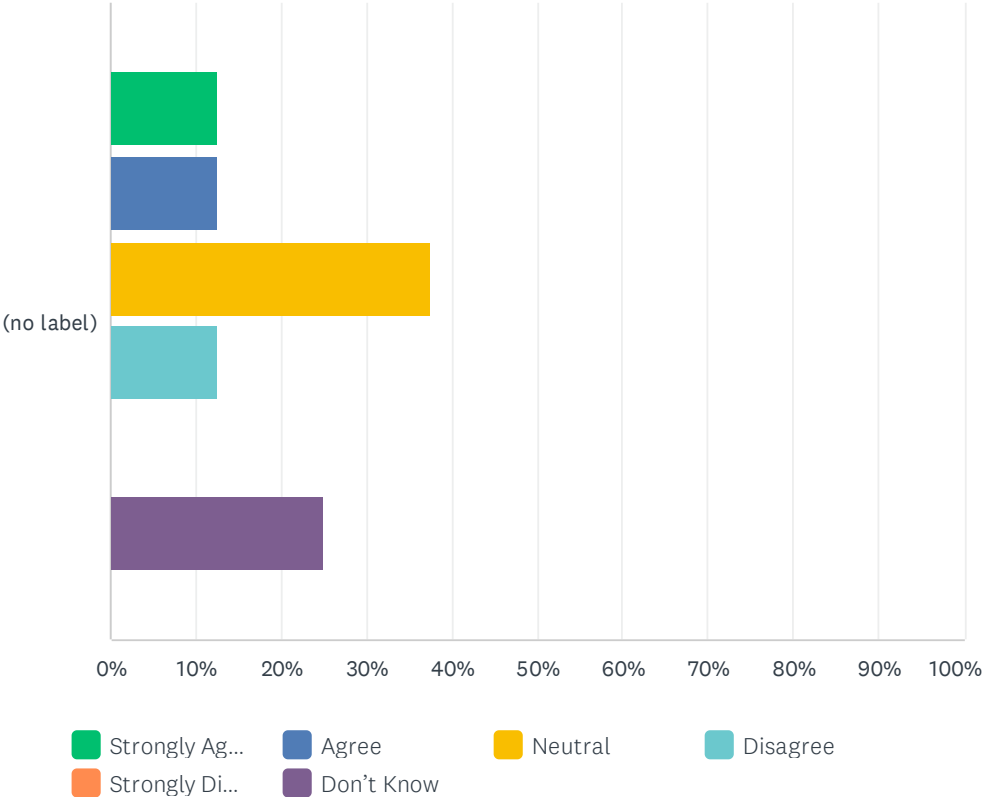
Answered: 8 Skipped: 0



	STRONGLY AGREE	AGREE	NEUTRAL	DISAGREE	STRONGLY DISAGREE	DON'T KNOW	TOTAL	WEIGHTED AVERAGE
(no label)	0.00% 0	25.00% 2	37.50% 3	25.00% 2	0.00% 0	12.50% 1	8	2.63

Q43 Rosary Academy maintains and shares a technology management plan.

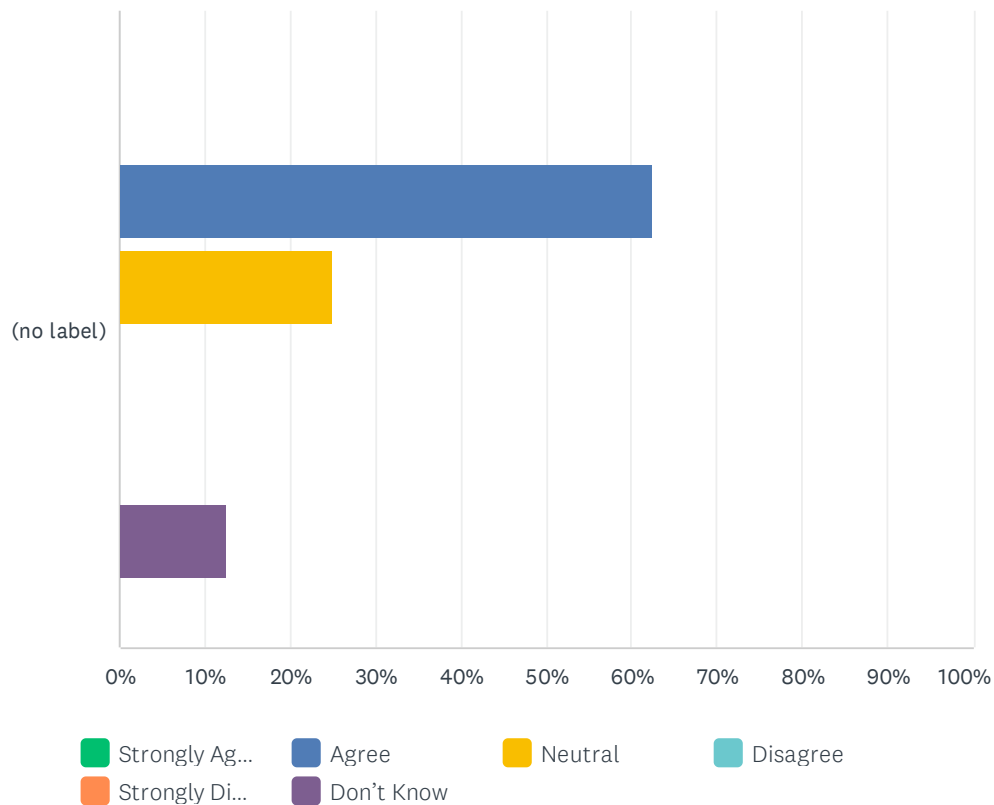
Answered: 8 Skipped: 0



	STRONGLY AGREE	AGREE	NEUTRAL	DISAGREE	STRONGLY DISAGREE	DON'T KNOW	TOTAL	WEIGHTED AVERAGE
(no label)	12.50% 1	12.50% 1	37.50% 3	12.50% 1	0.00% 0	25.00% 2	8	2.50

Q44 Rosary Academy's facilities, equipment, and technology management plans are designed to enhance teaching and learning.

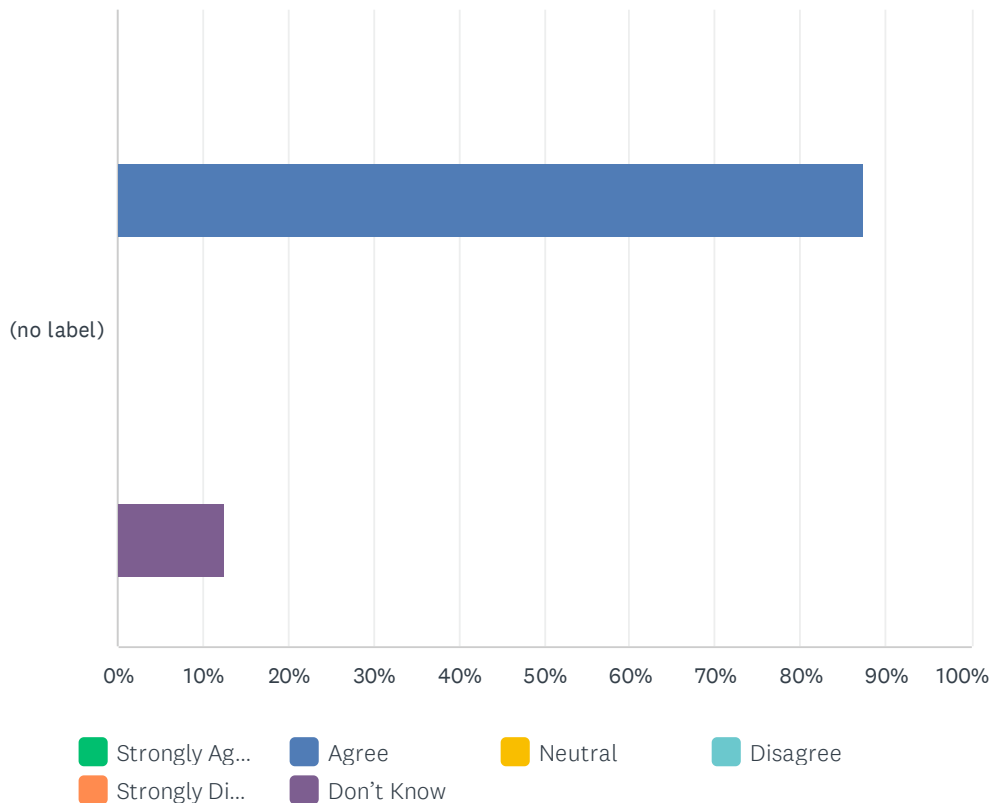
Answered: 8 Skipped: 0



	STRONGLY AGREE	AGREE	NEUTRAL	DISAGREE	STRONGLY DISAGREE	DON'T KNOW	TOTAL	WEIGHTED AVERAGE
(no label)	0.00% 0	62.50% 5	25.00% 2	0.00% 0	0.00% 0	12.50% 1	8	3.25

Q45 Rosary Academy has an institutional advancement plan that uses current and effective strategies for communication, marketing, and development.

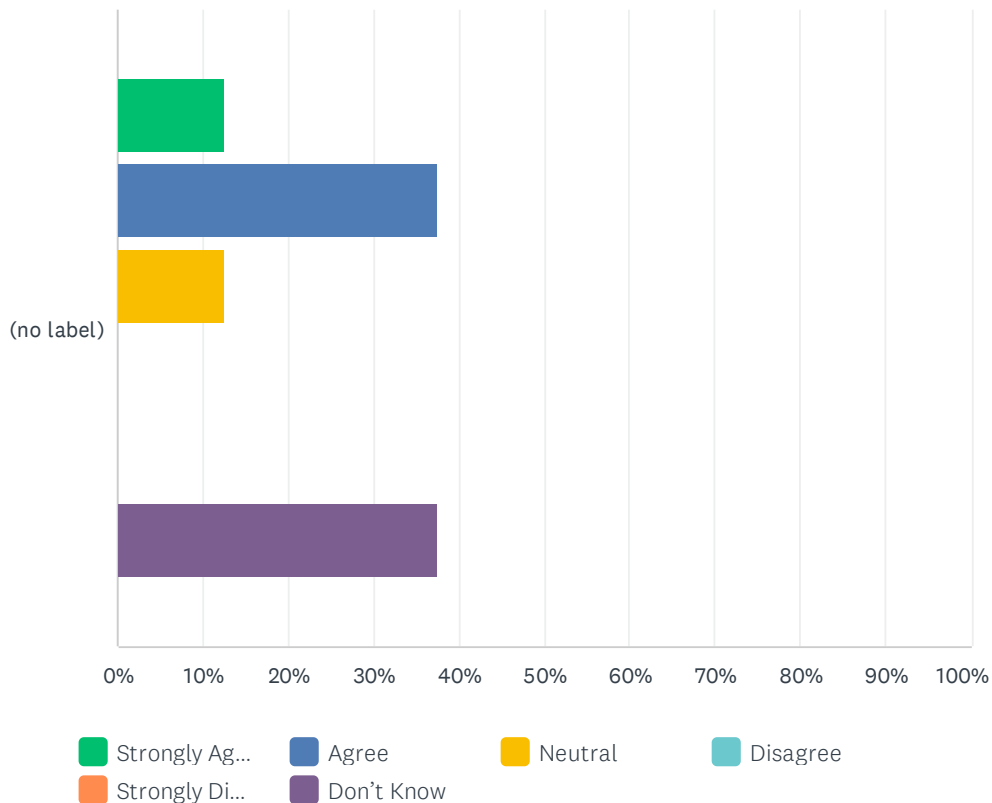
Answered: 8 Skipped: 0



	STRONGLY AGREE	AGREE	NEUTRAL	DISAGREE	STRONGLY DISAGREE	DON'T KNOW	TOTAL	WEIGHTED AVERAGE
(no label)	0.00% 0	87.50% 7	0.00% 0	0.00% 0	0.00% 0	12.50% 1	8	3.50

Q46 Rosary Academy has an institutional advancement plan based on our mission, which uses current and effective strategies for enrollment management.

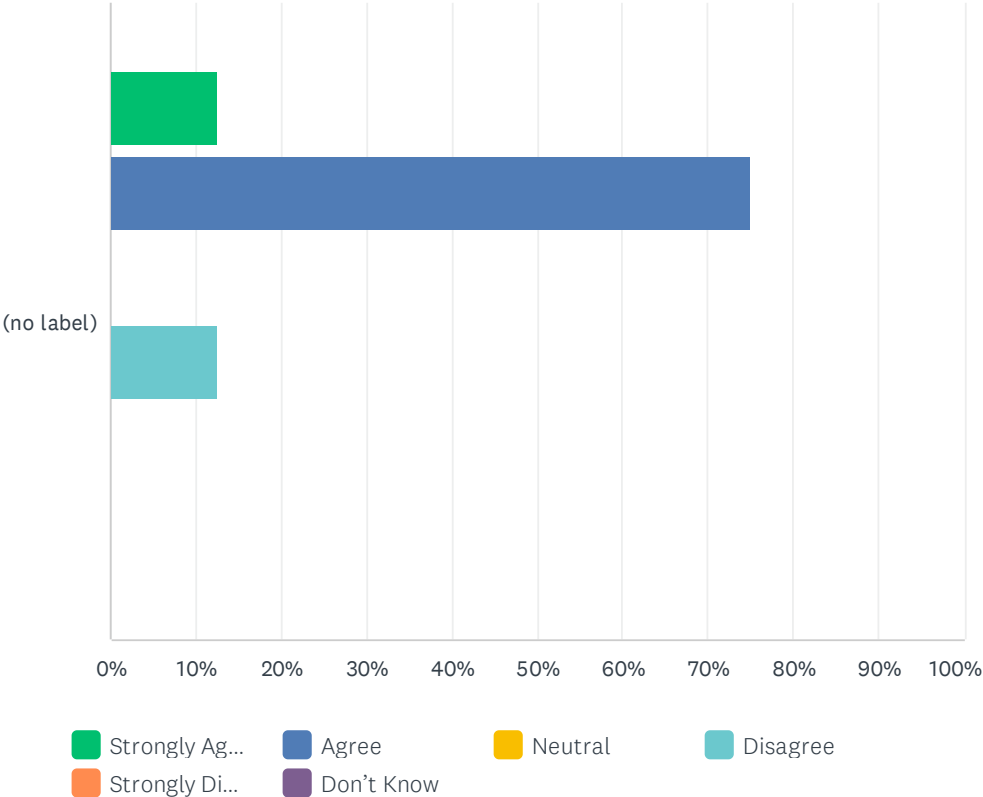
Answered: 8 Skipped: 0



	STRONGLY AGREE	AGREE	NEUTRAL	DISAGREE	STRONGLY DISAGREE	DON'T KNOW	TOTAL	WEIGHTED AVERAGE
(no label)	12.50% 1	37.50% 3	12.50% 1	0.00% 0	0.00% 0	37.50% 3	8	2.50

Q47 Rosary Academy does a good job of attracting new students to our school.

Answered: 8 Skipped: 0



	STRONGLY AGREE	AGREE	NEUTRAL	DISAGREE	STRONGLY DISAGREE	DON'T KNOW	TOTAL	WEIGHTED AVERAGE
(no label)	12.50% 1	75.00% 6	0.00% 0	12.50% 1	0.00% 0	0.00% 0	8	3.88

Q48 Please identify 3 of the school's areas of strength.

Answered: 6 Skipped: 2

Q49 Please identify 3 of the areas of growth that you believe the school should include in the Educational Improvement Plan that will be developed as a part of this accreditation process.

Answered: 7 Skipped: 1