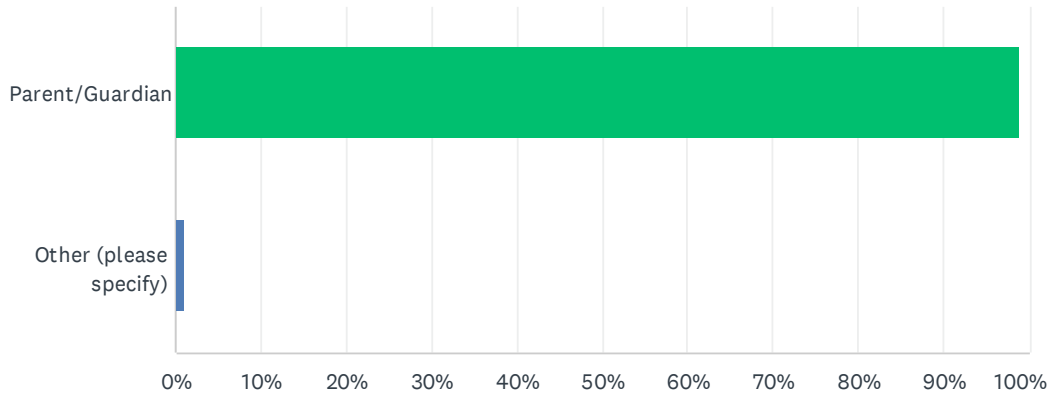


Q1 What is your relation to Rosary Academy?

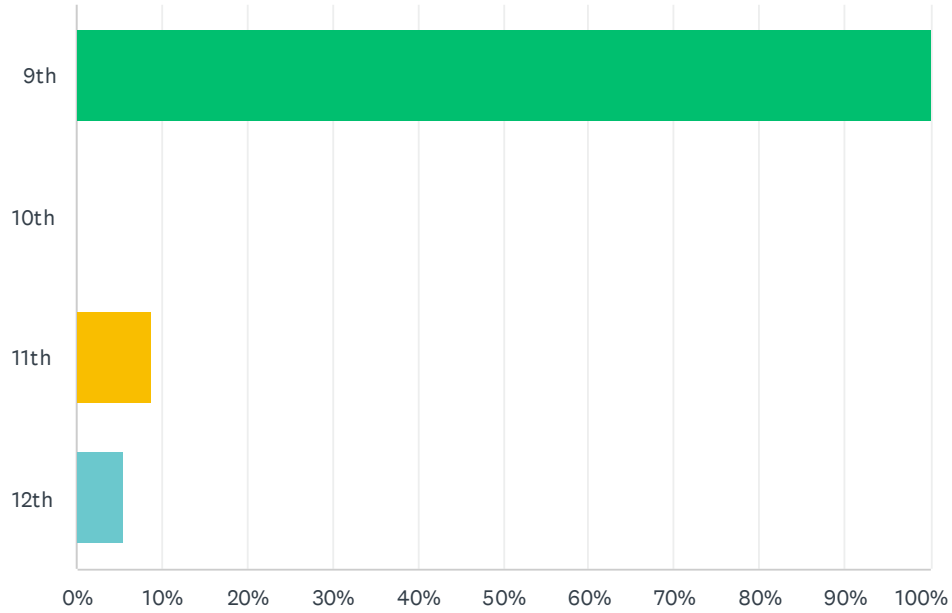
Answered: 91 Skipped: 0



ANSWER CHOICES	RESPONSES	
Parent/Guardian	98.90%	90
Other (please specify)	1.10%	1
TOTAL		91

Q2 Please identify the current grade of your student(s) in Rosary Academy.

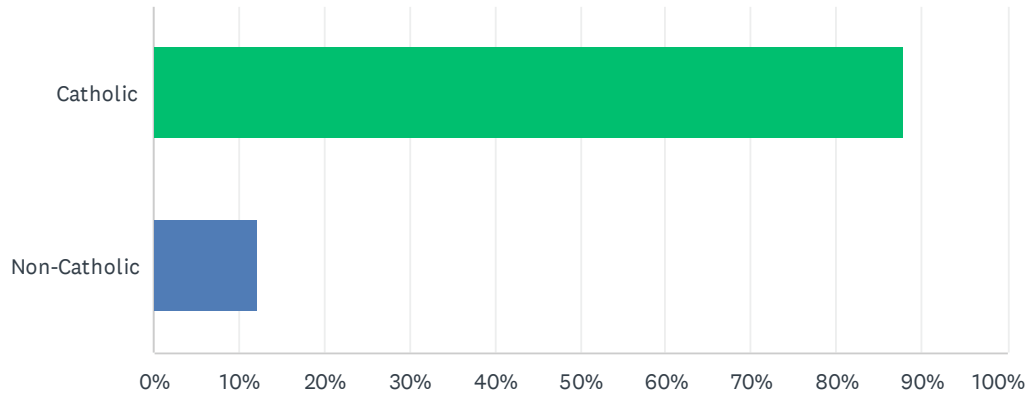
Answered: 91 Skipped: 0



ANSWER CHOICES	RESPONSES	
9th	100.00%	91
10th	0.00%	0
11th	8.79%	8
12th	5.49%	5
Total Respondents: 91		

Q3 Religious Affiliation

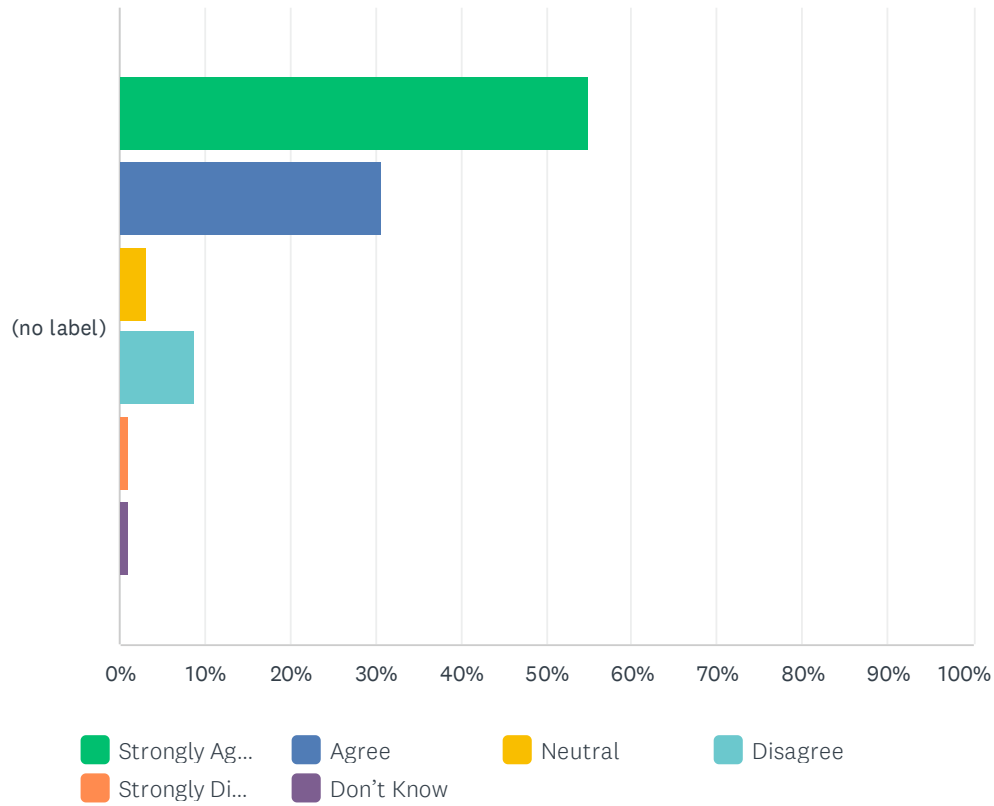
Answered: 91 Skipped: 0



ANSWER CHOICES	RESPONSES	
Catholic	87.91%	80
Non-Catholic	12.09%	11
TOTAL		91

Q4 Everyone in the Rosary Academy community- administrators, faculty, staff, students, and parents/guardians, alumnae, and supporters-knows and understands the school's mission.

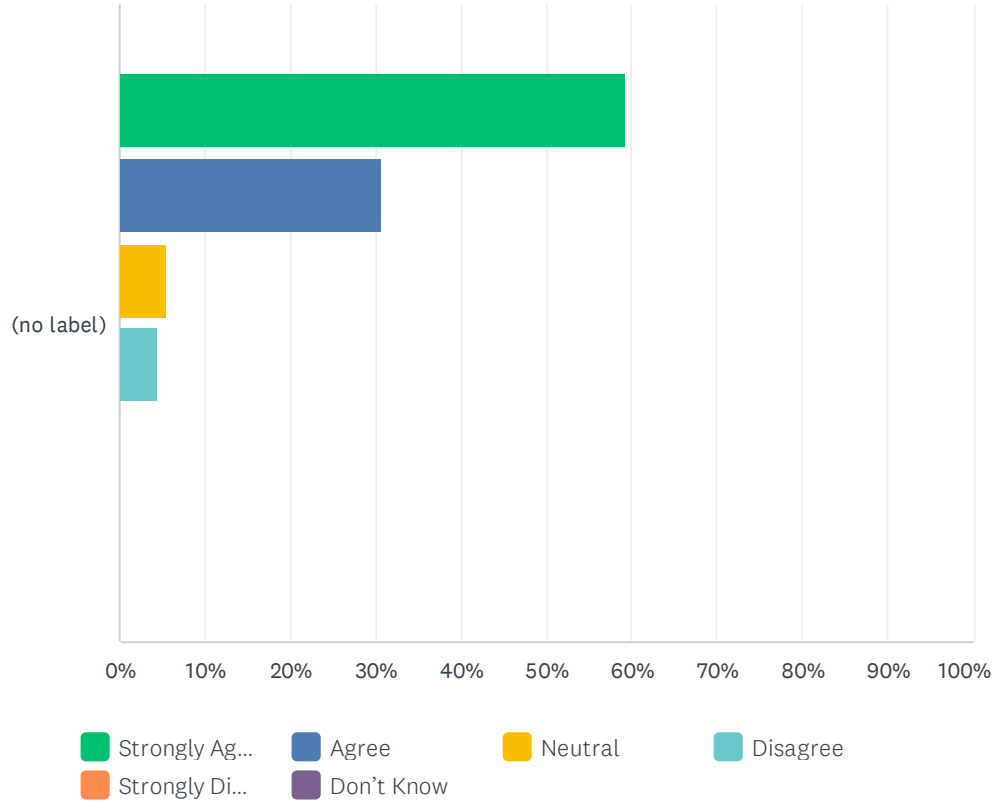
Answered: 91 Skipped: 0



	STRONGLY AGREE	AGREE	NEUTRAL	DISAGREE	STRONGLY DISAGREE	DON'T KNOW	TOTAL	WEIGHTED AVERAGE
(no label)	54.95%	30.77%	3.30%	8.79%	1.10%	1.10%	91	4.26
	50	28	3	8	1	1		

Q5 Everything we do at Rosary Academy is guided and directed by our mission.

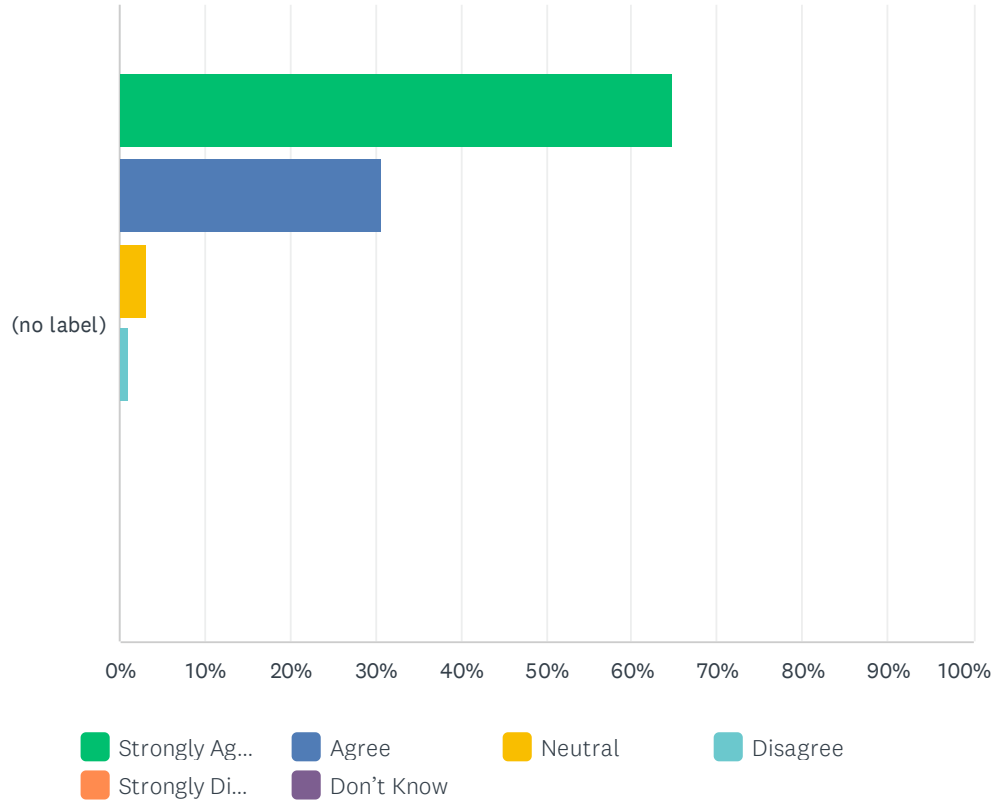
Answered: 91 Skipped: 0



	STRONGLY AGREE	AGREE	NEUTRAL	DISAGREE	STRONGLY DISAGREE	DON'T KNOW	TOTAL	WEIGHTED AVERAGE
(no label)	59.34%	30.77%	5.49%	4.40%	0.00%	0.00%	91	4.45
	54	28	5	4	0	0		

Q6 Rosary Academy's mission statement clearly expresses a commitment to Catholic identity.

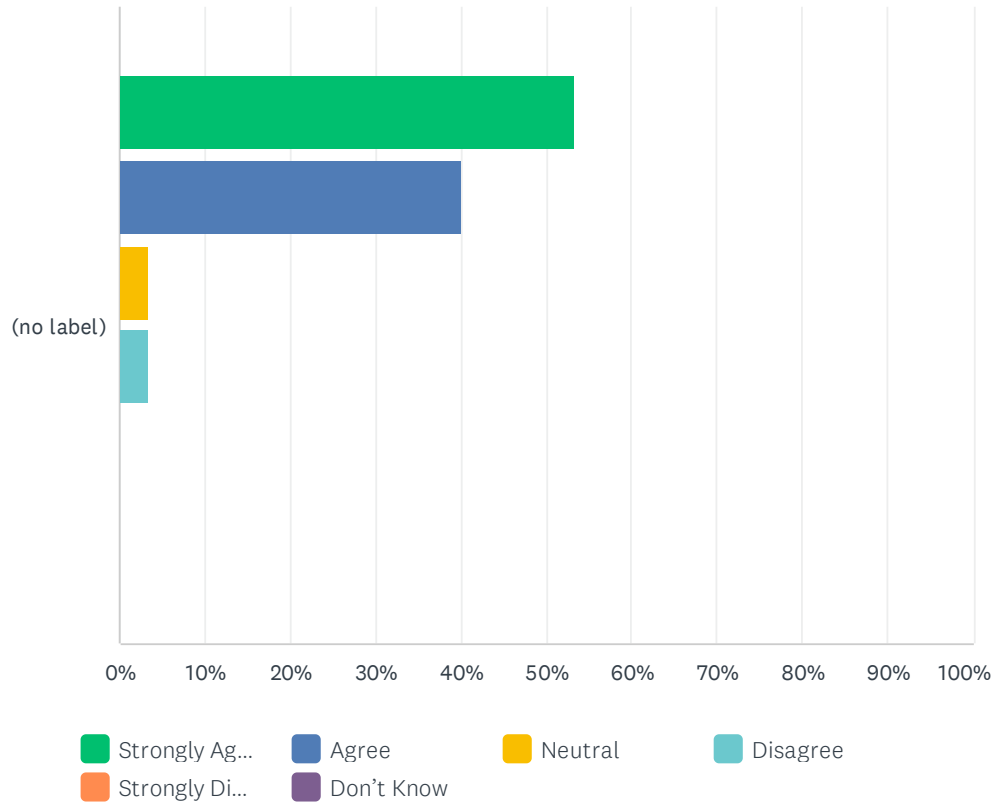
Answered: 91 Skipped: 0



	STRONGLY AGREE	AGREE	NEUTRAL	DISAGREE	STRONGLY DISAGREE	DON'T KNOW	TOTAL	WEIGHTED AVERAGE
(no label)	64.84%	30.77%	3.30%	1.10%	0.00%	0.00%	91	4.59
	59	28	3	1	0	0		

Q7 Rosary Academy provides an academically rigorous Catholic religion program taught by qualified teachers.

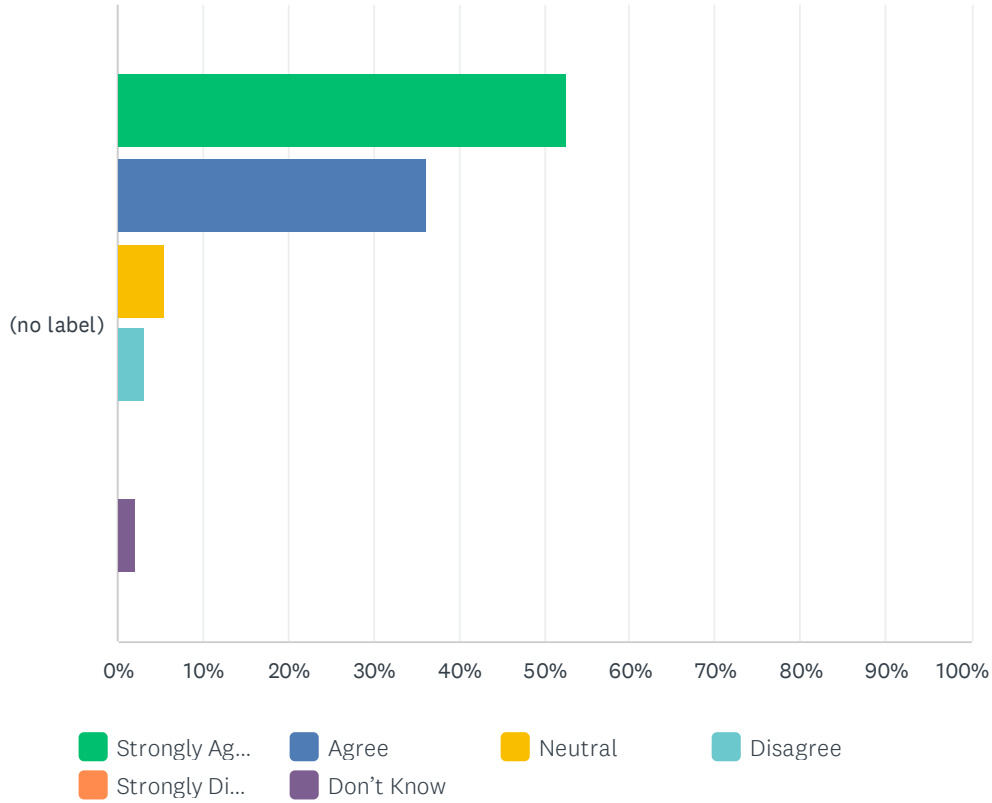
Answered: 90 Skipped: 1



	STRONGLY AGREE	AGREE	NEUTRAL	DISAGREE	STRONGLY DISAGREE	DON'T KNOW	TOTAL	WEIGHTED AVERAGE
(no label)	53.33% 48	40.00% 36	3.33% 3	3.33% 3	0.00% 0	0.00% 0	90	4.43

Q8 In all subjects, teachers help students think critically and ethically about the world around them, using the lens of Gospel values and Catholic doctrine and beliefs.

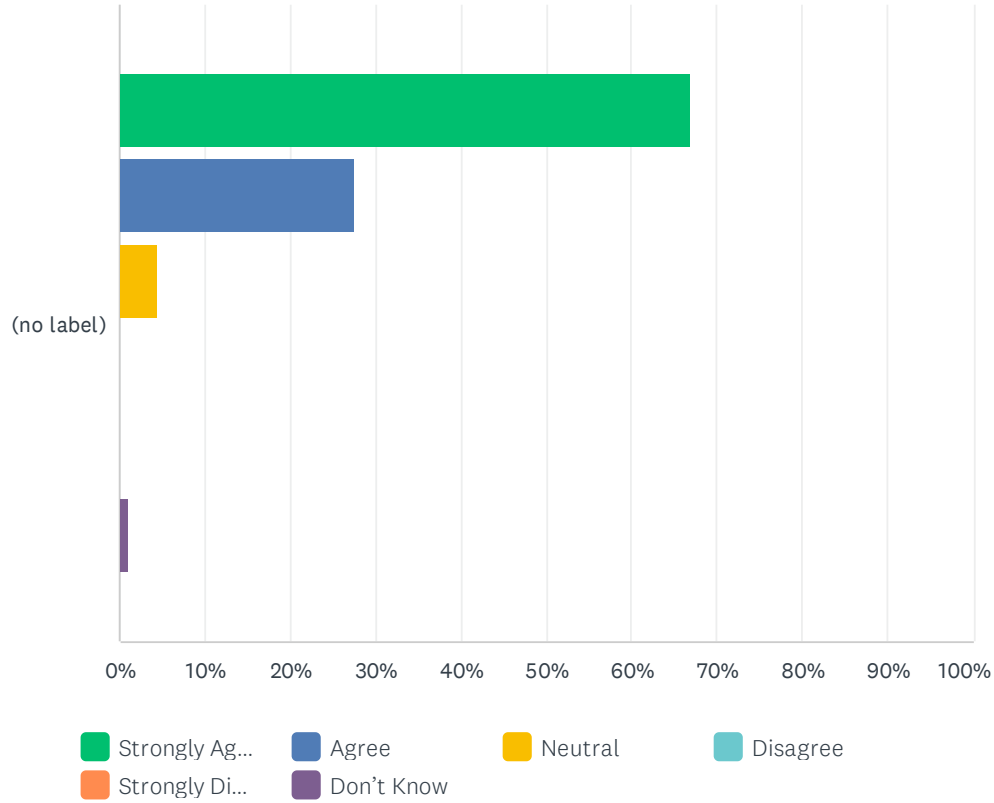
Answered: 91 Skipped: 0



	STRONGLY AGREE	AGREE	NEUTRAL	DISAGREE	STRONGLY DISAGREE	DON'T KNOW	TOTAL	WEIGHTED AVERAGE
(no label)	52.75% 48	36.26% 33	5.49% 5	3.30% 3	0.00% 0	2.20% 2	91	4.32

Q9 Rosary Academy provides opportunities outside the classroom for students' faith formation and participation in retreats, prayer, Mass, sacraments, and other spiritual experiences.

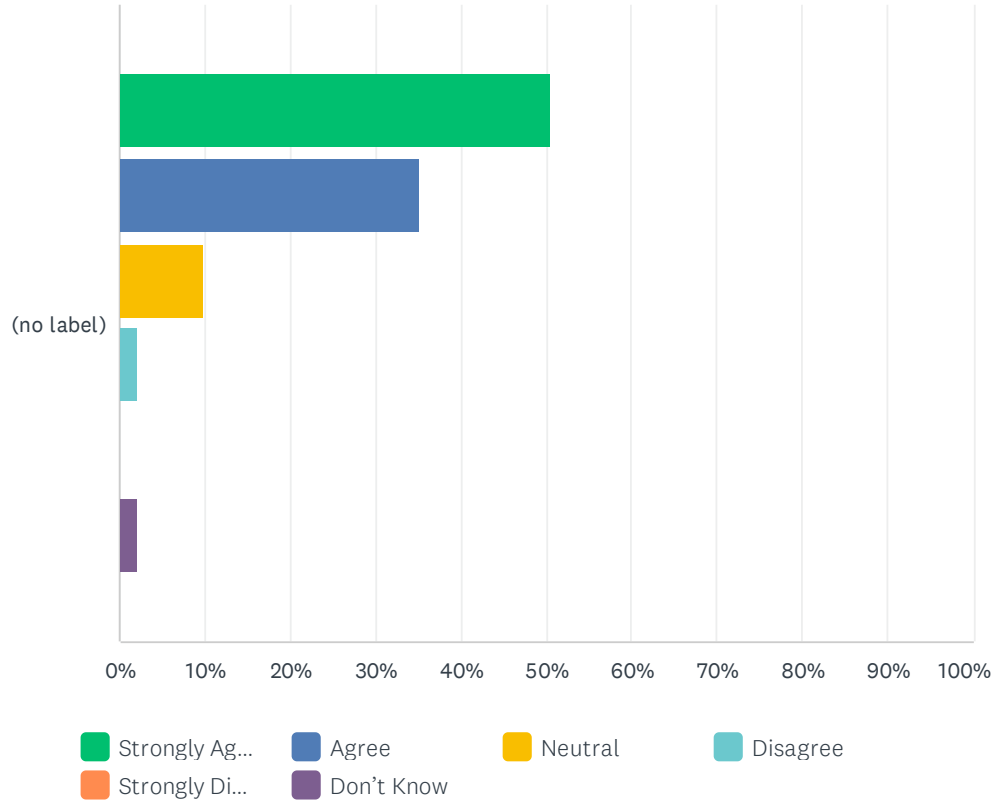
Answered: 91 Skipped: 0



	STRONGLY AGREE	AGREE	NEUTRAL	DISAGREE	STRONGLY DISAGREE	DON'T KNOW	TOTAL	WEIGHTED AVERAGE
(no label)	67.03%	27.47%	4.40%	0.00%	0.00%	1.10%	91	4.58
	61	25	4	0	0	1		

Q10 Rosary Academy provides opportunities outside the classroom for students to participate in service activities.

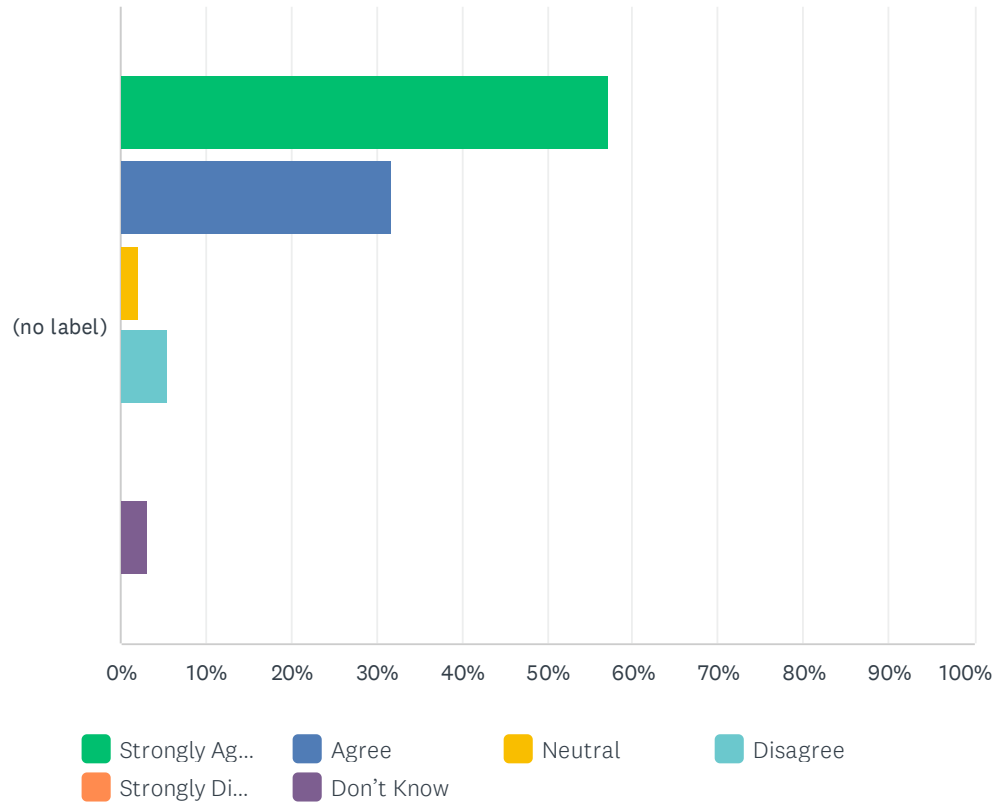
Answered: 91 Skipped: 0



	STRONGLY AGREE	AGREE	NEUTRAL	DISAGREE	STRONGLY DISAGREE	DON'T KNOW	TOTAL	WEIGHTED AVERAGE
(no label)	50.55%	35.16%	9.89%	2.20%	0.00%	2.20%	91	4.27
	46	32	9	2	0	2		

Q11 Administrators, faculty and staff serve as role models of faith and service to students.

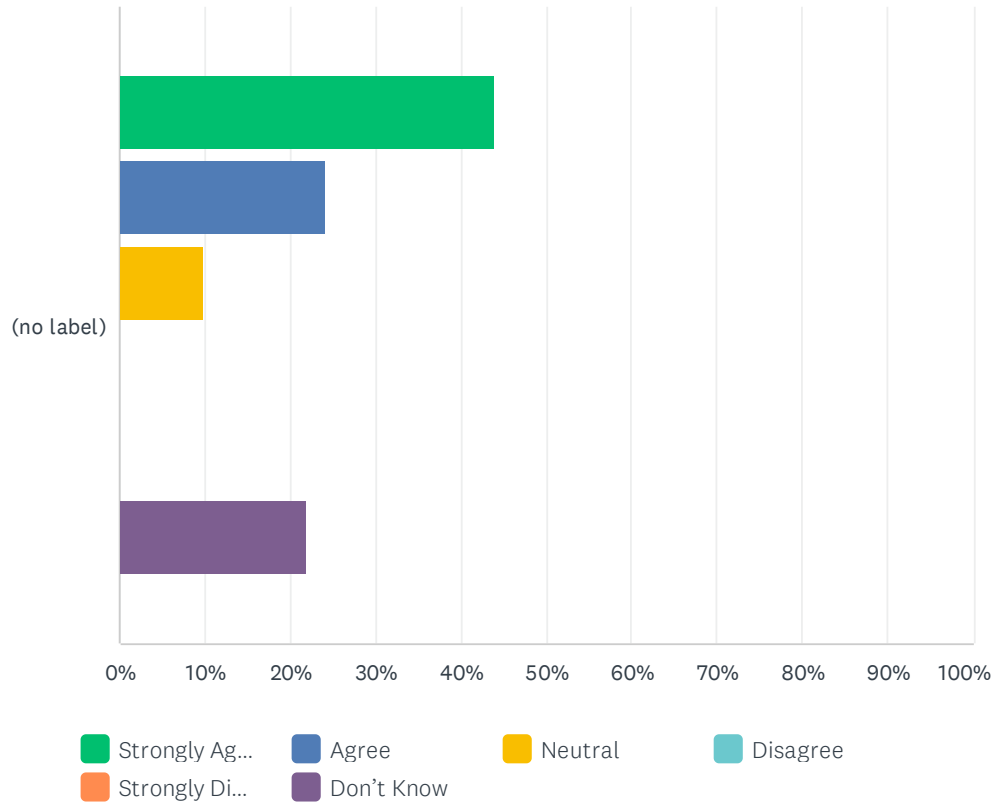
Answered: 91 Skipped: 0



	STRONGLY AGREE	AGREE	NEUTRAL	DISAGREE	STRONGLY DISAGREE	DON'T KNOW	TOTAL	WEIGHTED AVERAGE
(no label)	57.14% 52	31.87% 29	2.20% 2	5.49% 5	0.00% 0	3.30% 3	91	4.31

Q12 Rosary Academy provides opportunities for faith formation for faculty and staff.

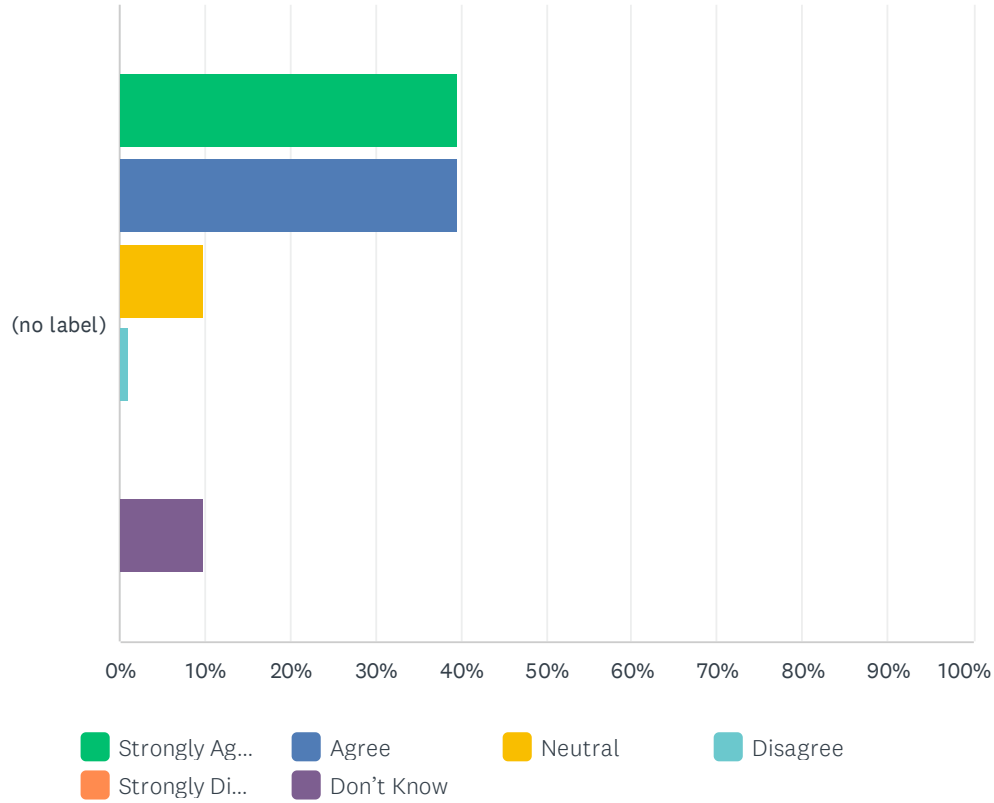
Answered: 91 Skipped: 0



	STRONGLY AGREE	AGREE	NEUTRAL	DISAGREE	STRONGLY DISAGREE	DON'T KNOW	TOTAL	WEIGHTED AVERAGE
(no label)	43.96%	24.18%	9.89%	0.00%	0.00%	21.98%	91	3.46
	40	22	9	0	0	20		

Q13 Rosary Academy provides opportunities for faith formation for parents/guardians and other adult members of the school community.

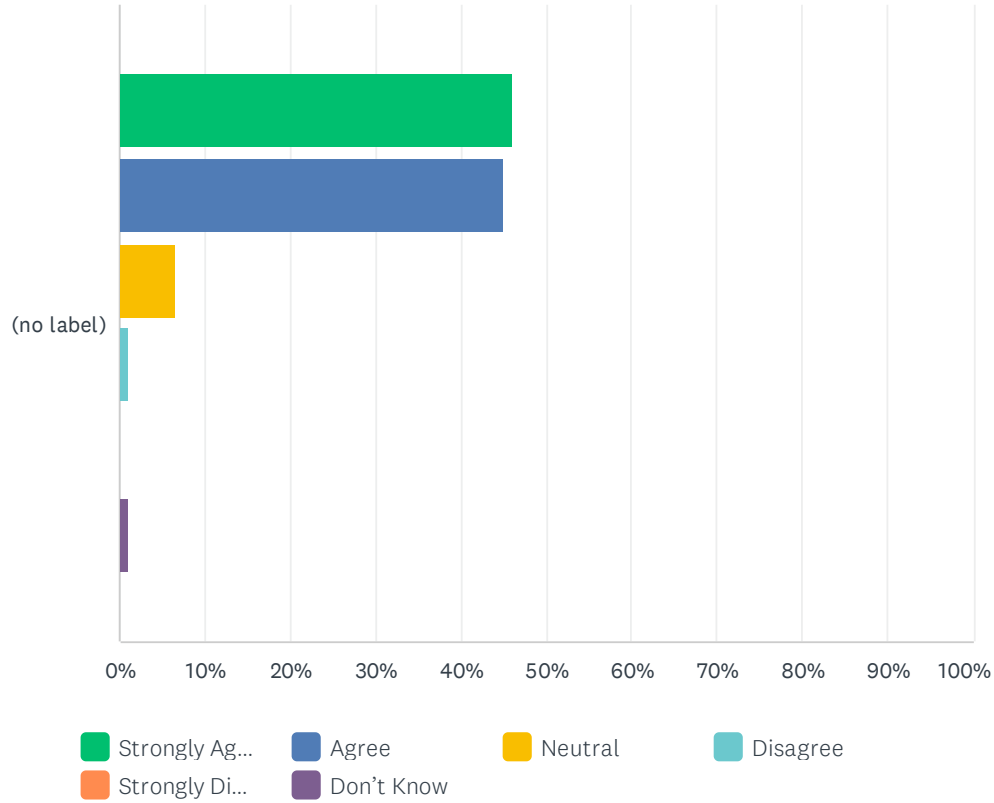
Answered: 91 Skipped: 0



	STRONGLY AGREE	AGREE	NEUTRAL	DISAGREE	STRONGLY DISAGREE	DON'T KNOW	TOTAL	WEIGHTED AVERAGE
(no label)	39.56%	39.56%	9.89%	1.10%	0.00%	9.89%	91	3.88
	36	36	9	1	0	9		

Q14 Rosary Academy helps parents/guardians support the faith life of their child.

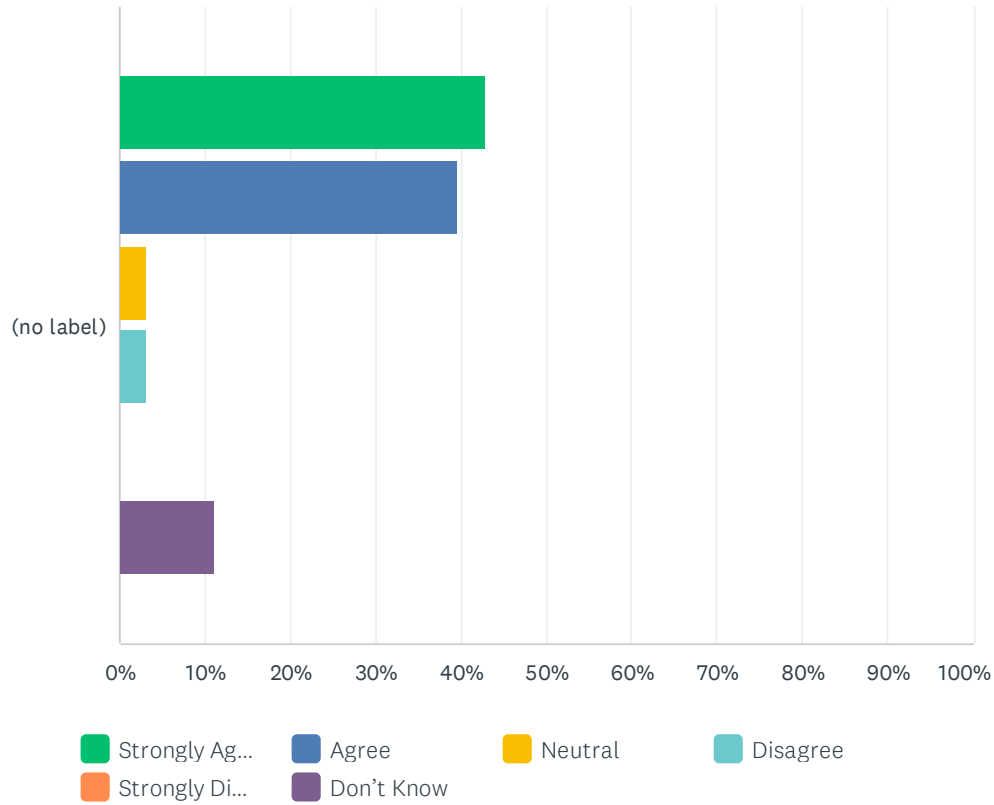
Answered: 91 Skipped: 0



	STRONGLY AGREE	AGREE	NEUTRAL	DISAGREE	STRONGLY DISAGREE	DON'T KNOW	TOTAL	WEIGHTED AVERAGE
(no label)	46.15%	45.05%	6.59%	1.10%	0.00%	1.10%	91	4.33
	42	41	6	1	0	1		

Q15 Rosary Academy provides opportunities for adult members of the school community to participate in service activities.

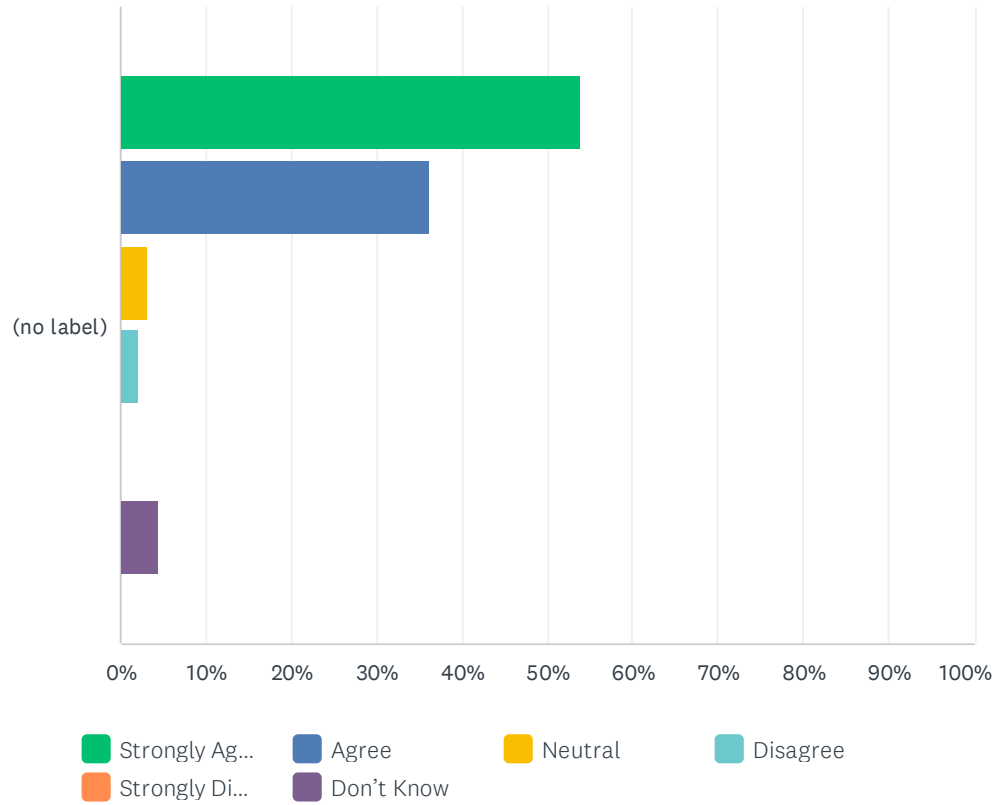
Answered: 91 Skipped: 0



	STRONGLY AGREE	AGREE	NEUTRAL	DISAGREE	STRONGLY DISAGREE	DON'T KNOW	TOTAL	WEIGHTED AVERAGE
(no label)	42.86%	39.56%	3.30%	3.30%	0.00%	10.99%	91	3.89
	39	36	3	3	0	10		

Q16 The faculty and staff in the school support the faith life of the school community.

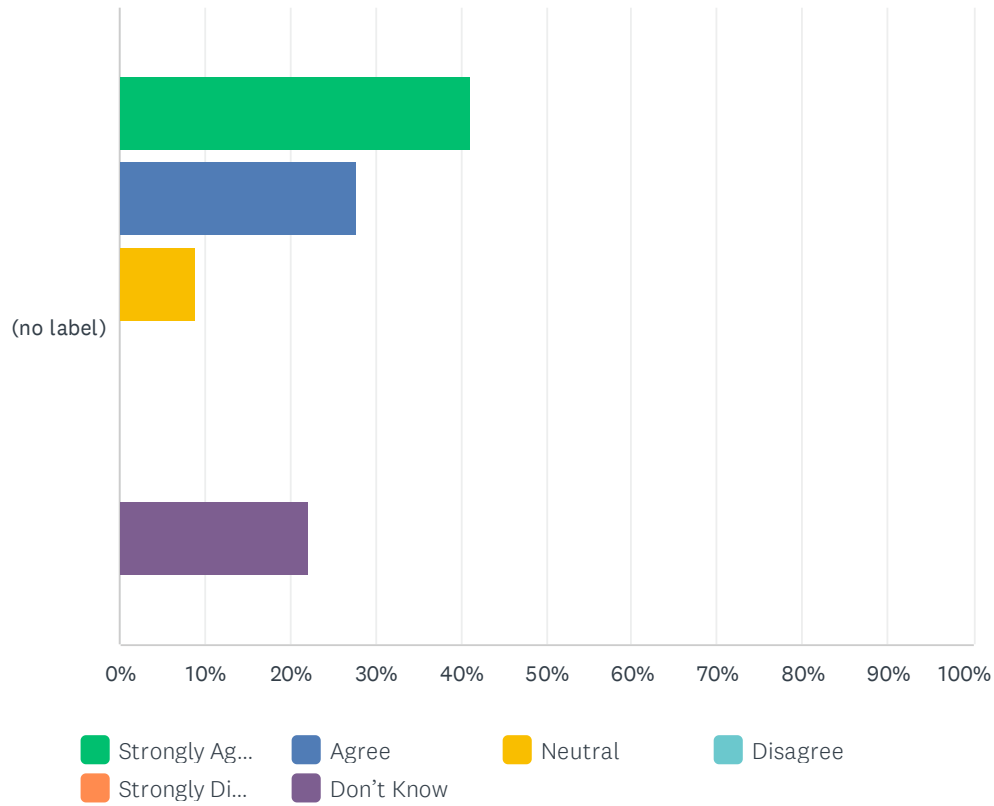
Answered: 91 Skipped: 0



	STRONGLY AGREE	AGREE	NEUTRAL	DISAGREE	STRONGLY DISAGREE	DON'T KNOW	TOTAL	WEIGHTED AVERAGE
(no label)	53.85% 49	36.26% 33	3.30% 3	2.20% 2	0.00% 0	4.40% 4	91	4.29

Q17 There is a person or group (such as a consultative board) that collaborates with the school administration to make or recommend decisions for the success of the school.

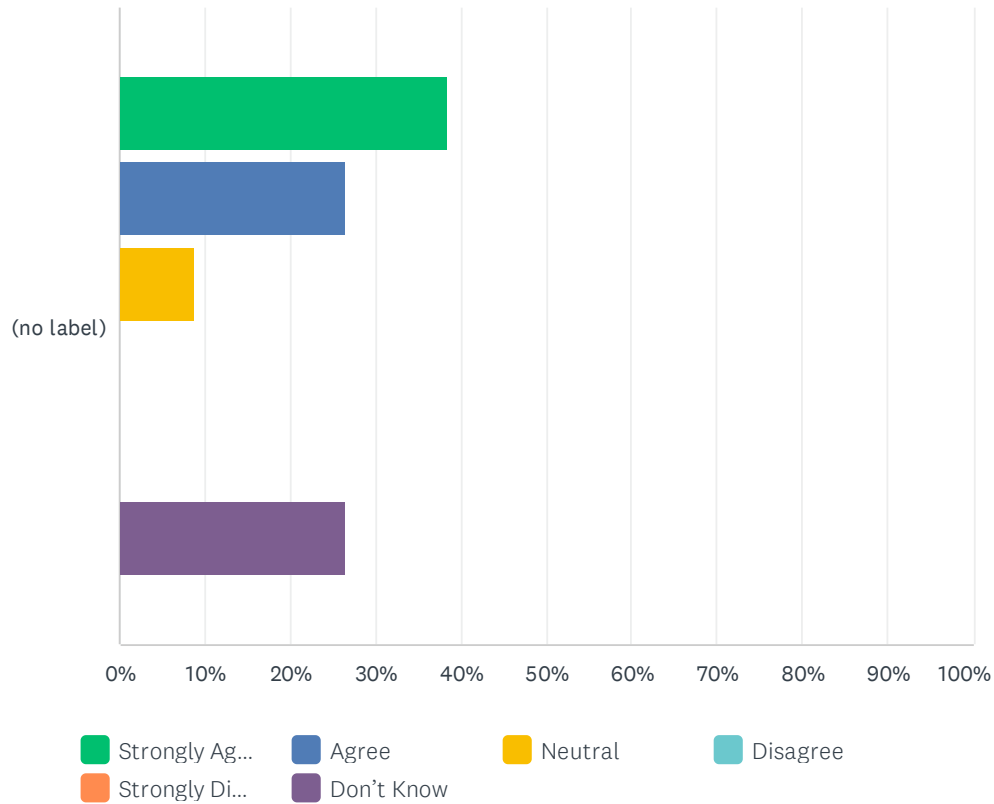
Answered: 90 Skipped: 1



	STRONGLY AGREE	AGREE	NEUTRAL	DISAGREE	STRONGLY DISAGREE	DON'T KNOW	TOTAL	WEIGHTED AVERAGE
(no label)	41.11% 37	27.78% 25	8.89% 8	0.00% 0	0.00% 0	22.22% 20	90	3.43

Q18 A person or group (such as a consultative board), in collaboration with the school administration, takes responsibility for monitoring that the school is faithful to its mission, academically excellent, and sound in its business decisions.

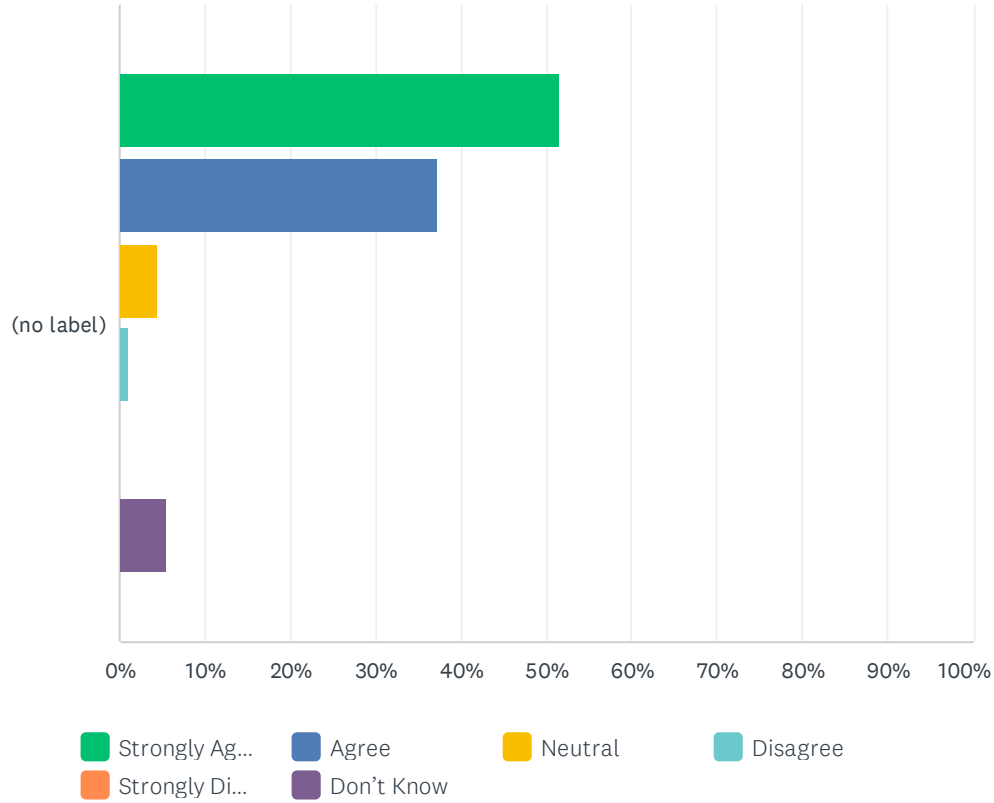
Answered: 91 Skipped: 0



	STRONGLY AGREE	AGREE	NEUTRAL	DISAGREE	STRONGLY DISAGREE	DON'T KNOW	TOTAL	WEIGHTED AVERAGE
(no label)	38.46%	26.37%	8.79%	0.00%	0.00%	26.37%	91	3.24
	35	24	8	0	0	24		

Q19 Rosary Academy administration effectively carries out its responsibilities in the areas of faith formation and instructional leadership.

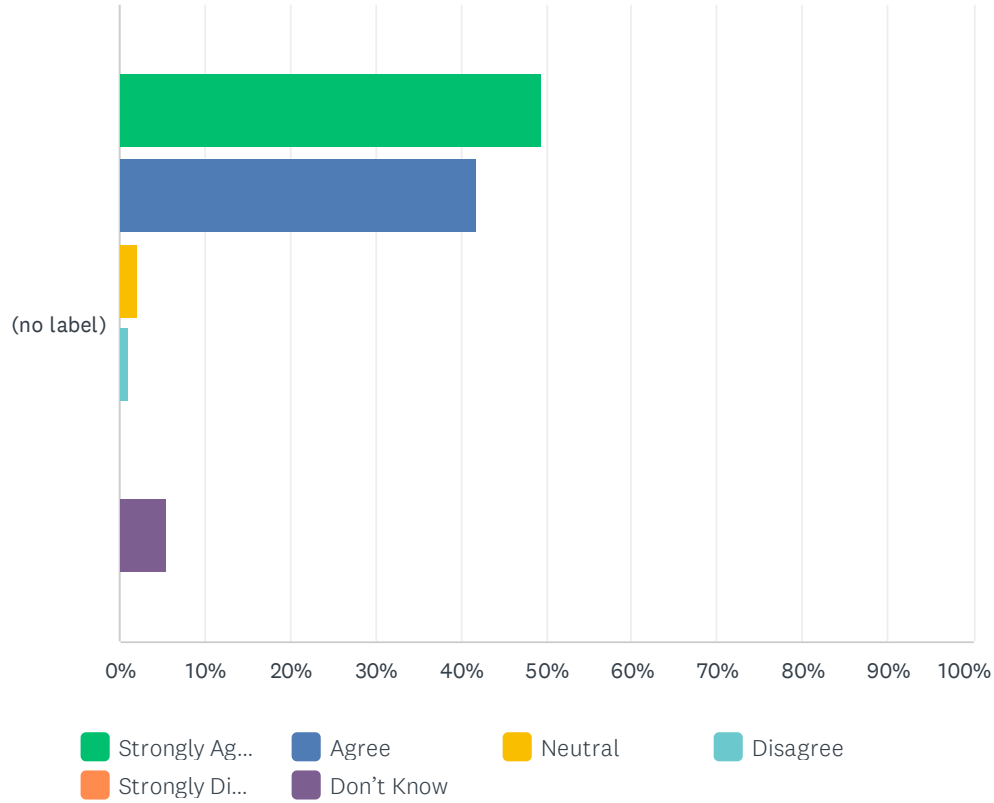
Answered: 91 Skipped: 0



	STRONGLY AGREE	AGREE	NEUTRAL	DISAGREE	STRONGLY DISAGREE	DON'T KNOW	TOTAL	WEIGHTED AVERAGE
(no label)	51.65%	37.36%	4.40%	1.10%	0.00%	5.49%	91	4.23
	47	34	4	1	0	5		

Q20 Rosary Academy administration has the authority to realize and implement the school's mission and vision.

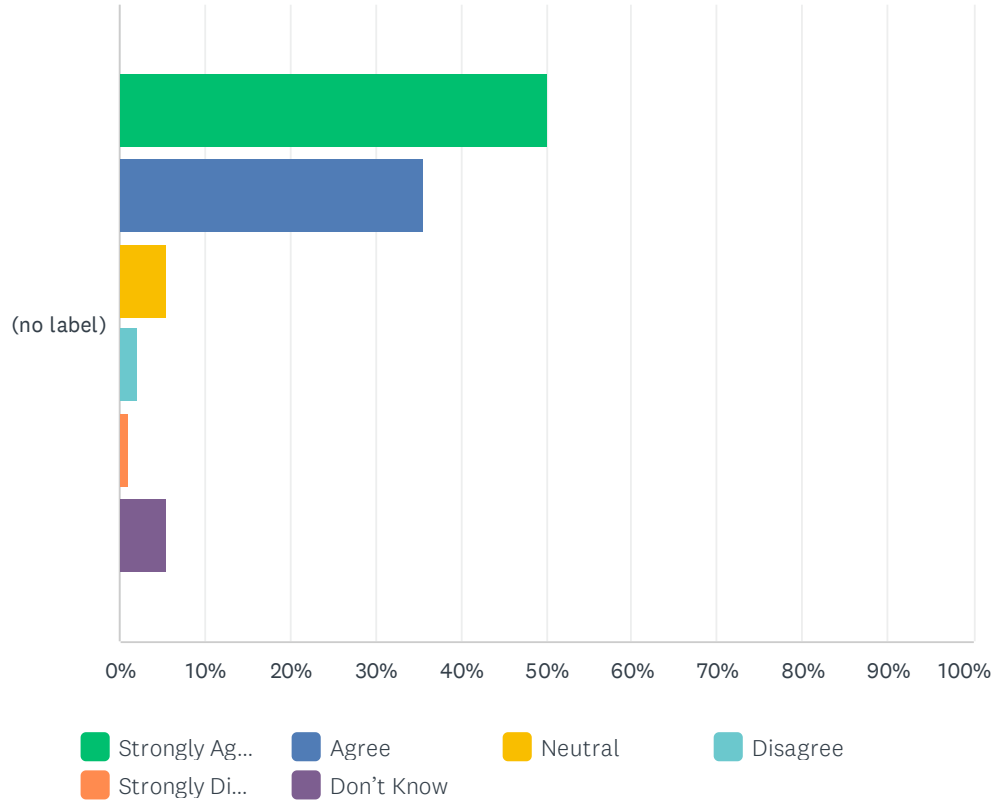
Answered: 91 Skipped: 0



	STRONGLY AGREE	AGREE	NEUTRAL	DISAGREE	STRONGLY DISAGREE	DON'T KNOW	TOTAL	WEIGHTED AVERAGE
(no label)	49.45%	41.76%	2.20%	1.10%	0.00%	5.49%	91	4.23
	45	38	2	1	0	5		

Q21 Rosary Academy administration involves all members of the school community to ensure a school culture that embodies the mission and vision.

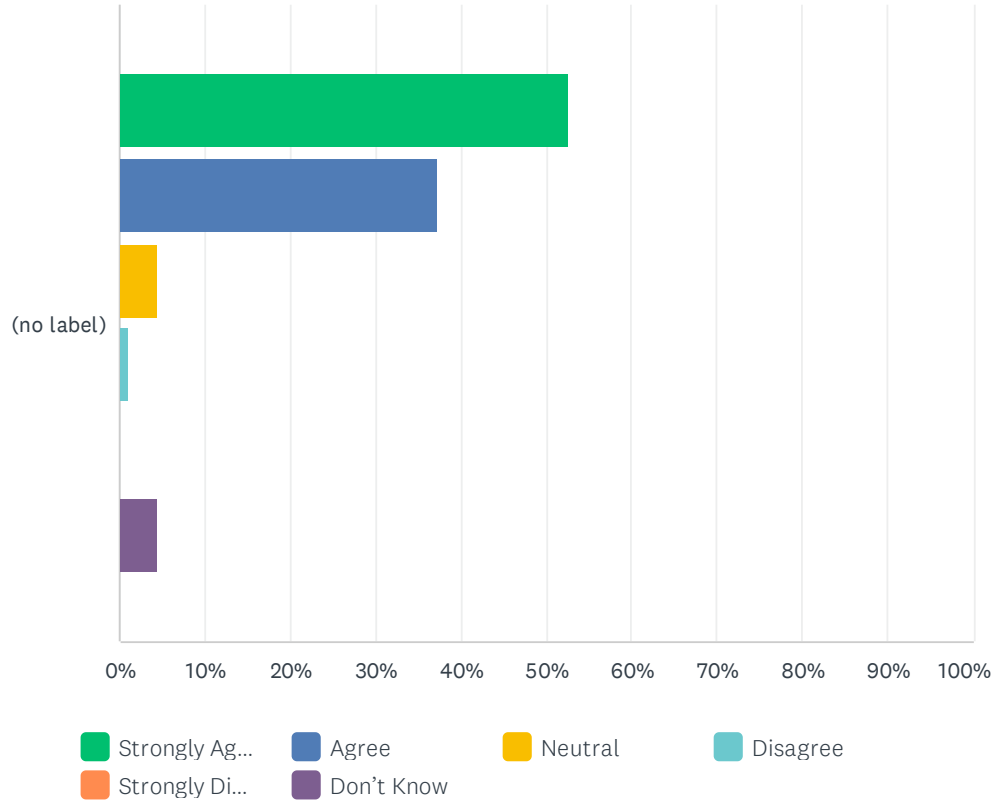
Answered: 90 Skipped: 1



	STRONGLY AGREE	AGREE	NEUTRAL	DISAGREE	STRONGLY DISAGREE	DON'T KNOW	TOTAL	WEIGHTED AVERAGE
(no label)	50.00%	35.56%	5.56%	2.22%	1.11%	5.56%	90	4.14
	45	32	5	2	1	5		

Q22 Rosary Academy administration takes responsibility for the development and oversight of school programs, personnel, and school operations.

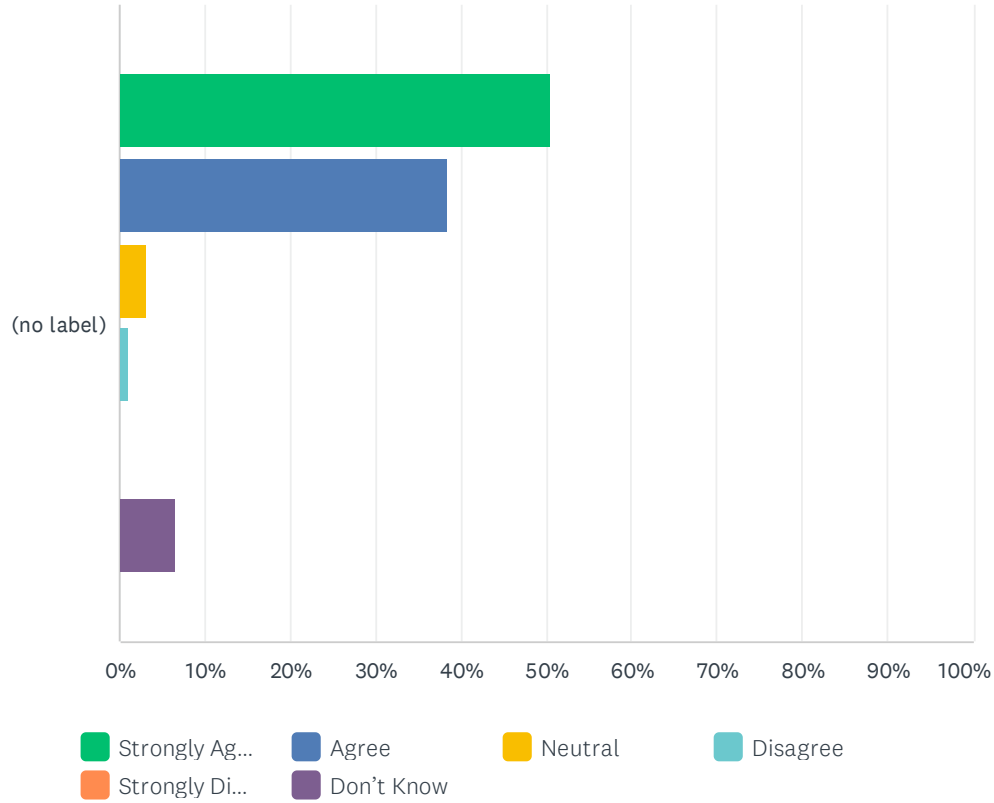
Answered: 91 Skipped: 0



	STRONGLY AGREE	AGREE	NEUTRAL	DISAGREE	STRONGLY DISAGREE	DON'T KNOW	TOTAL	WEIGHTED AVERAGE
(no label)	52.75% 48	37.36% 34	4.40% 4	1.10% 1	0.00% 0	4.40% 4	91	4.29

Q23 Rosary Academy has a strong culture of collaboration on all levels within the school to advance excellence.

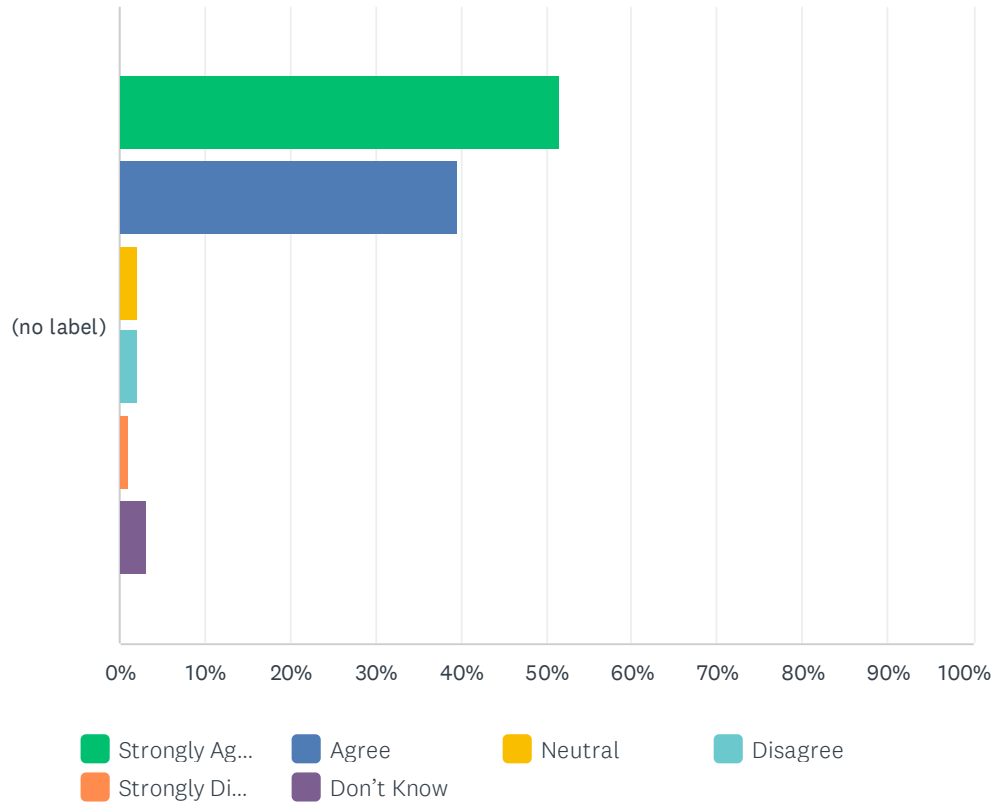
Answered: 91 Skipped: 0



	STRONGLY AGREE	AGREE	NEUTRAL	DISAGREE	STRONGLY DISAGREE	DON'T KNOW	TOTAL	WEIGHTED AVERAGE
(no label)	50.55% 46	38.46% 35	3.30% 3	1.10% 1	0.00% 0	6.59% 6	91	4.19

Q24 Rosary Academy has a clearly articulated rigorous curriculum infused with Gospel values that prepare students for life and work.

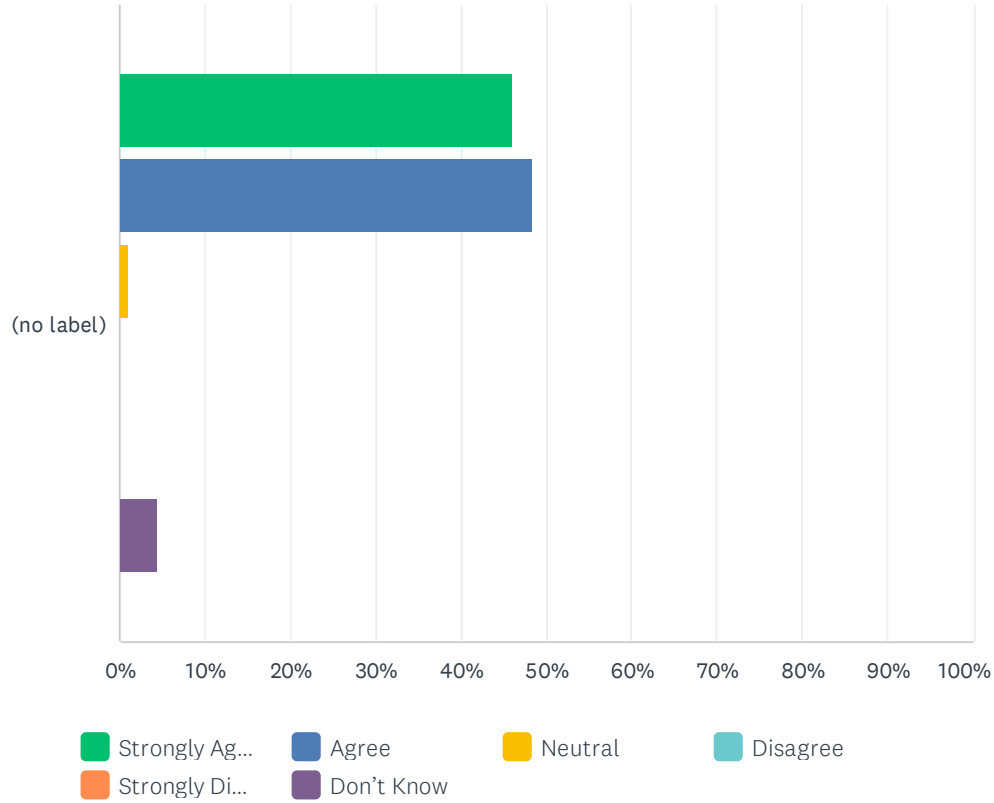
Answered: 91 Skipped: 0



	STRONGLY AGREE	AGREE	NEUTRAL	DISAGREE	STRONGLY DISAGREE	DON'T KNOW	TOTAL	WEIGHTED AVERAGE
(no label)	51.65%	39.56%	2.20%	2.20%	1.10%	3.30%	91	4.29
	47	36	2	2	1	3		

Q25 In classes at Rosary Academy, students spend most of their time-solving problems, discussing ideas, creating their own work, reading, writing, speaking, and researching.

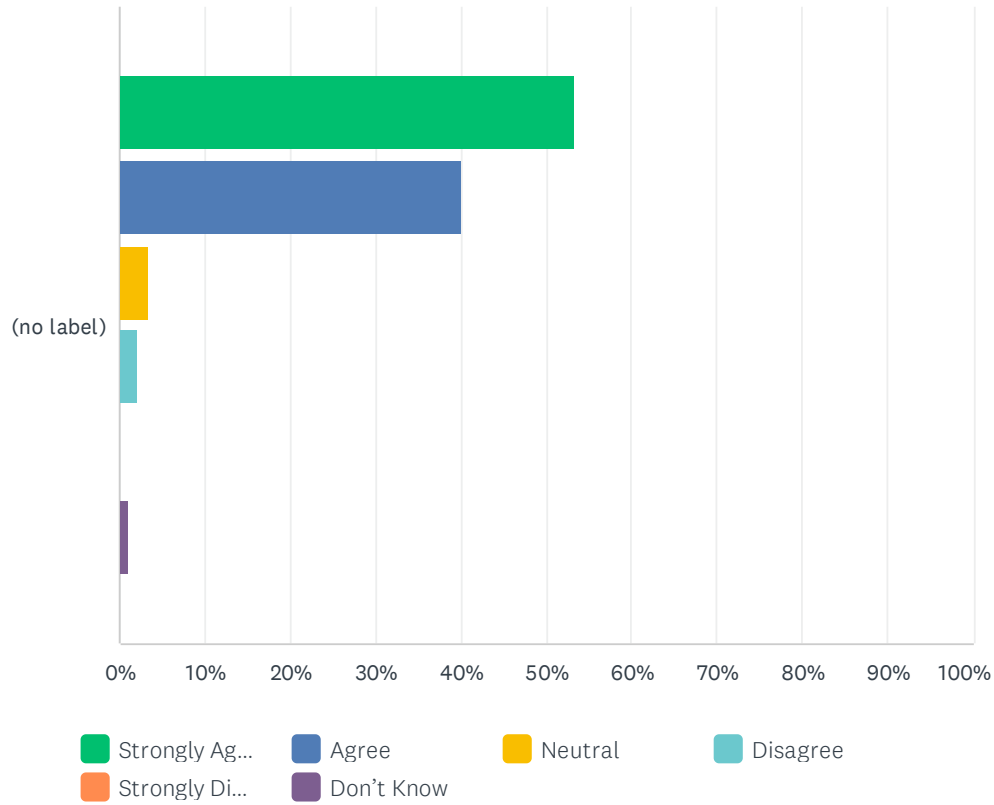
Answered: 91 Skipped: 0



	STRONGLY AGREE	AGREE	NEUTRAL	DISAGREE	STRONGLY DISAGREE	DON'T KNOW	TOTAL	WEIGHTED AVERAGE
(no label)	46.15%	48.35%	1.10%	0.00%	0.00%	4.40%	91	4.27
	42	44	1	0	0	4		

Q26 The curriculum and instruction at Rosary Academy prepares students to be capable and critical users of media and technology.

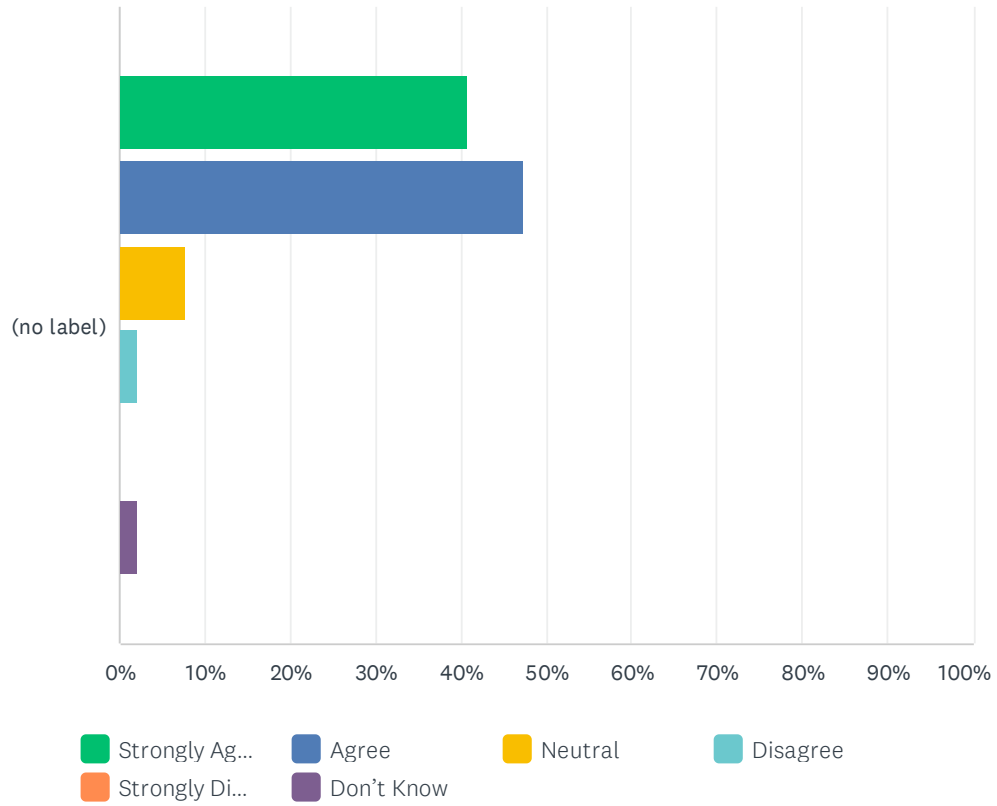
Answered: 90 Skipped: 1



	STRONGLY AGREE	AGREE	NEUTRAL	DISAGREE	STRONGLY DISAGREE	DON'T KNOW	TOTAL	WEIGHTED AVERAGE
(no label)	53.33% 48	40.00% 36	3.33% 3	2.22% 2	0.00% 0	1.11% 1	90	4.41

Q27 Teachers use effective instruction to deliver the curriculum.

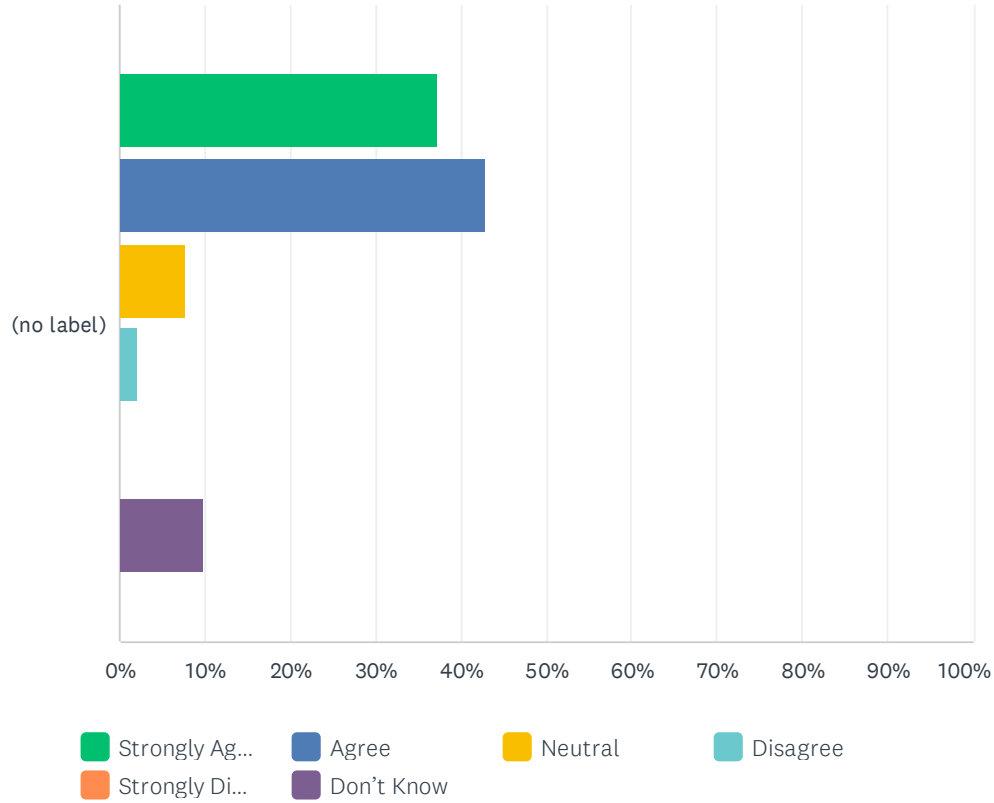
Answered: 91 Skipped: 0



	STRONGLY AGREE	AGREE	NEUTRAL	DISAGREE	STRONGLY DISAGREE	DON'T KNOW	TOTAL	WEIGHTED AVERAGE
(no label)	40.66% 37	47.25% 43	7.69% 7	2.20% 2	0.00% 0	2.20% 2	91	4.20

Q28 At Rosary Academy, teachers use different teaching approaches to meet the diverse needs of all students.

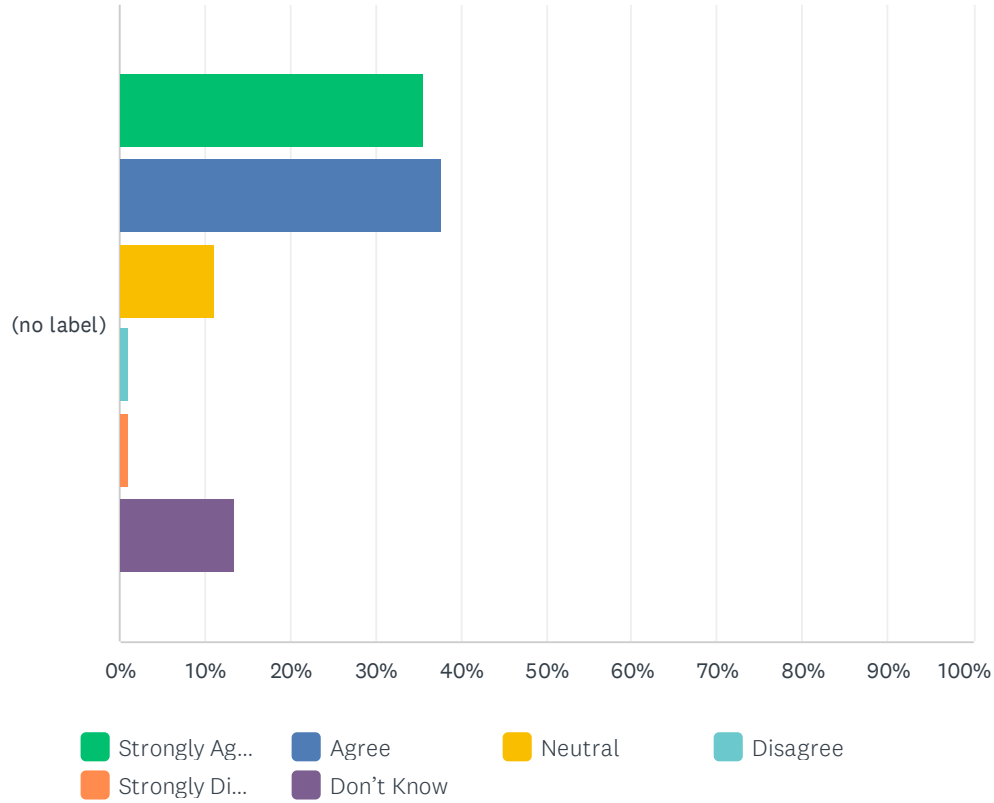
Answered: 91 Skipped: 0



	STRONGLY AGREE	AGREE	NEUTRAL	DISAGREE	STRONGLY DISAGREE	DON'T KNOW	TOTAL	WEIGHTED AVERAGE
(no label)	37.36%	42.86%	7.69%	2.20%	0.00%	9.89%	91	3.86
	34	39	7	2	0	9		

Q29 At Rosary Academy, teachers collaborate systematically and regularly to increase student achievement and improve teaching effectiveness.

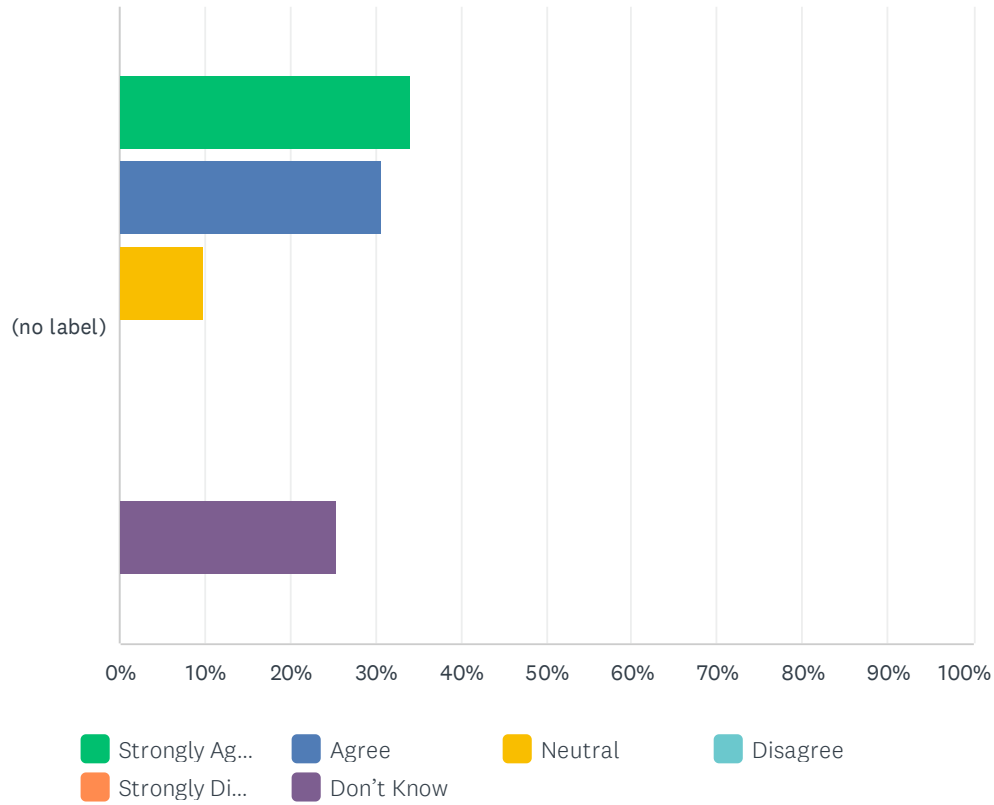
Answered: 90 Skipped: 1



	STRONGLY AGREE	AGREE	NEUTRAL	DISAGREE	STRONGLY DISAGREE	DON'T KNOW	TOTAL	WEIGHTED AVERAGE
(no label)	35.56%	37.78%	11.11%	1.11%	1.11%	13.33%	90	3.66
	32	34	10	1	1	12		

Q30 At Rosary Academy, all administrators, faculty, and staff engage in ongoing professional development.

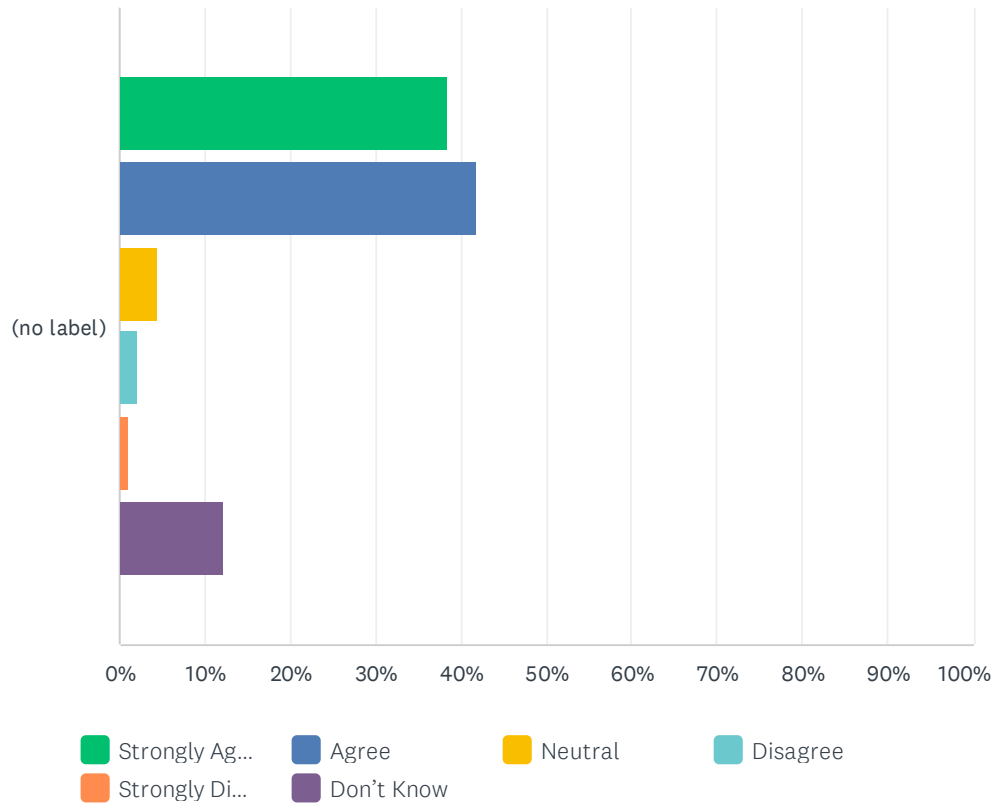
Answered: 91 Skipped: 0



	STRONGLY AGREE	AGREE	NEUTRAL	DISAGREE	STRONGLY DISAGREE	DON'T KNOW	TOTAL	WEIGHTED AVERAGE
(no label)	34.07% 31	30.77% 28	9.89% 9	0.00% 0	0.00% 0	25.27% 23	91	3.23

Q31 Rosary Academy uses standardized and teacher-developed assessments to document student learning and report the outcome to parents/guardians.

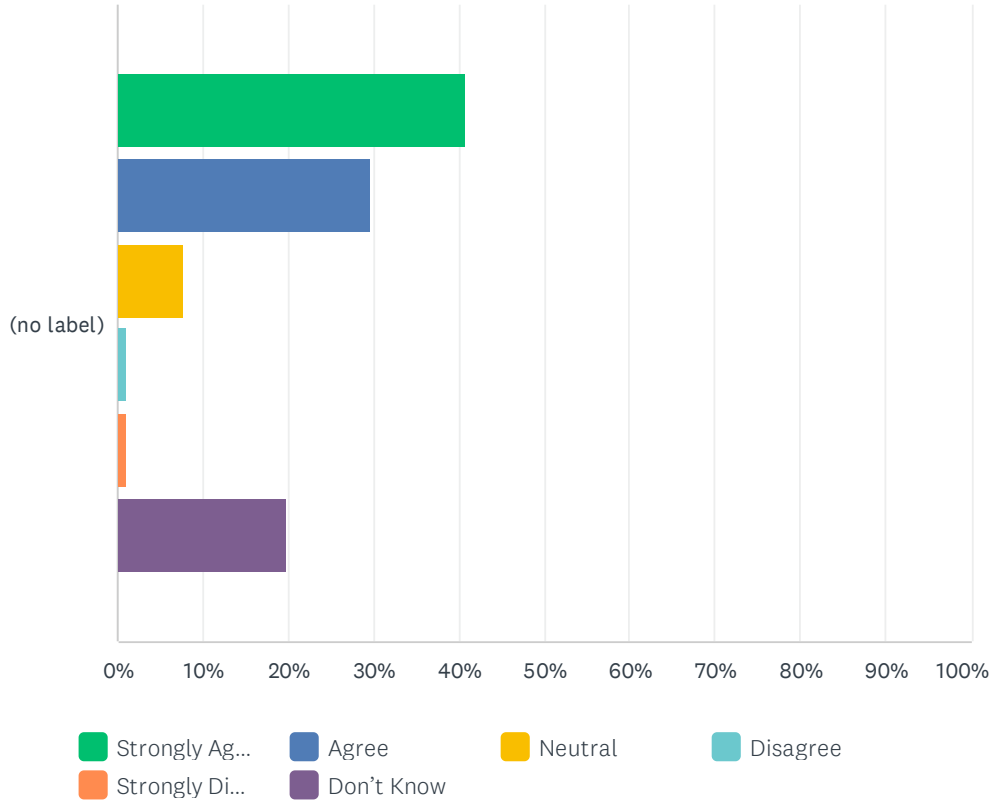
Answered: 91 Skipped: 0



	STRONGLY AGREE	AGREE	NEUTRAL	DISAGREE	STRONGLY DISAGREE	DON'T KNOW	TOTAL	WEIGHTED AVERAGE
(no label)	38.46%	41.76%	4.40%	2.20%	1.10%	12.09%	91	3.78
	35	38	4	2	1	11		

Q32 Rosary Academy uses the results of standardized (Pre-ACT, PSAT, ACT, and SAT) and teacher-developed (tests, projects, final exam) assessments to improve the curriculum and increase learning.

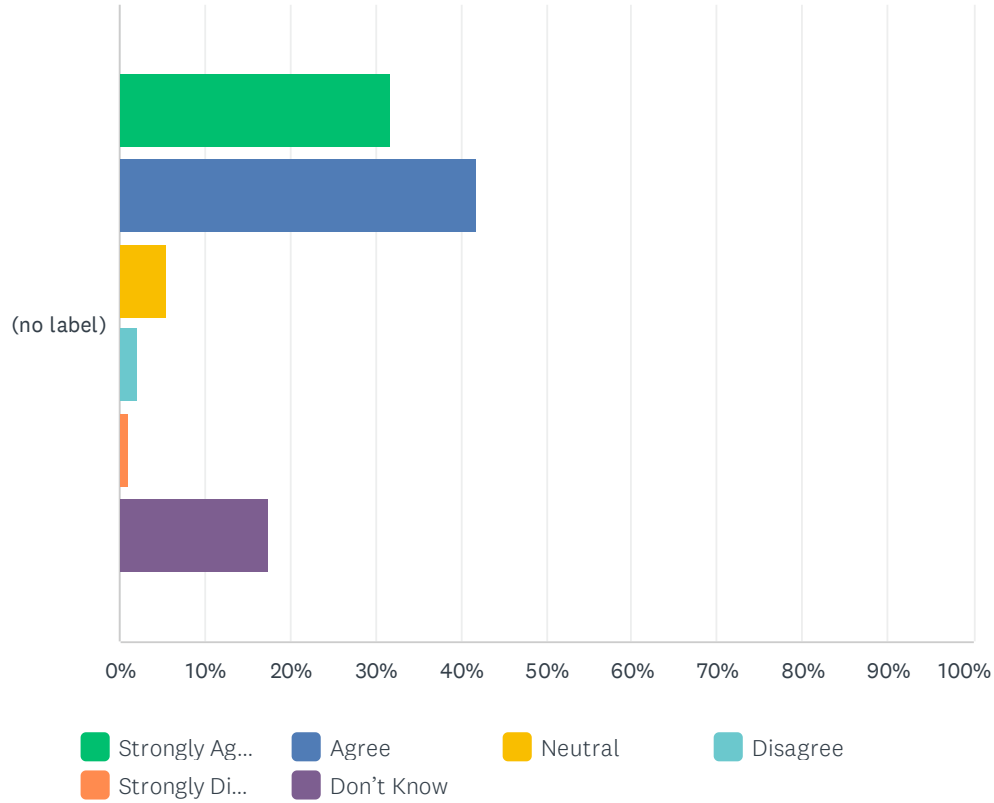
Answered: 91 Skipped: 0



	STRONGLY AGREE	AGREE	NEUTRAL	DISAGREE	STRONGLY DISAGREE	DON'T KNOW	TOTAL	WEIGHTED AVERAGE
(no label)	40.66% 37	29.67% 27	7.69% 7	1.10% 1	1.10% 1	19.78% 18	91	3.48

Q33 Teachers vary the types of assessments they use to monitor individual and class-wide student learning.

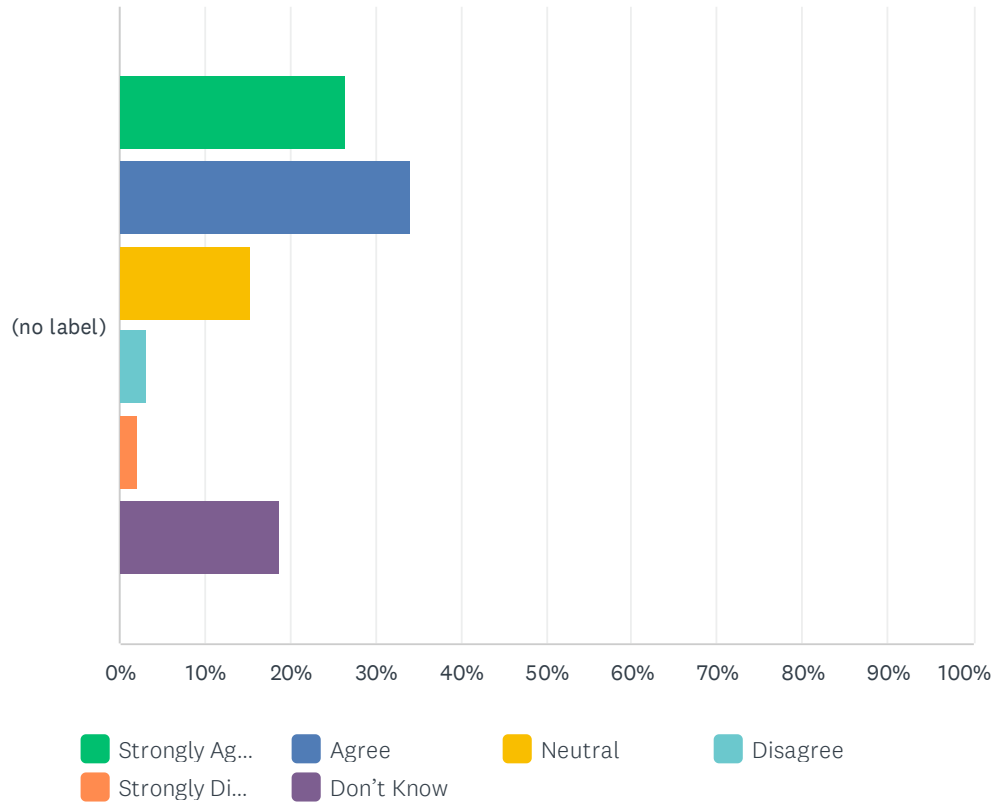
Answered: 91 Skipped: 0



	STRONGLY AGREE	AGREE	NEUTRAL	DISAGREE	STRONGLY DISAGREE	DON'T KNOW	TOTAL	WEIGHTED AVERAGE
(no label)	31.87% 29	41.76% 38	5.49% 5	2.20% 2	1.10% 1	17.58% 16	91	3.48

Q34 Rosary Academy communicates how well students achieve compared to similar students locally and/or nationally.

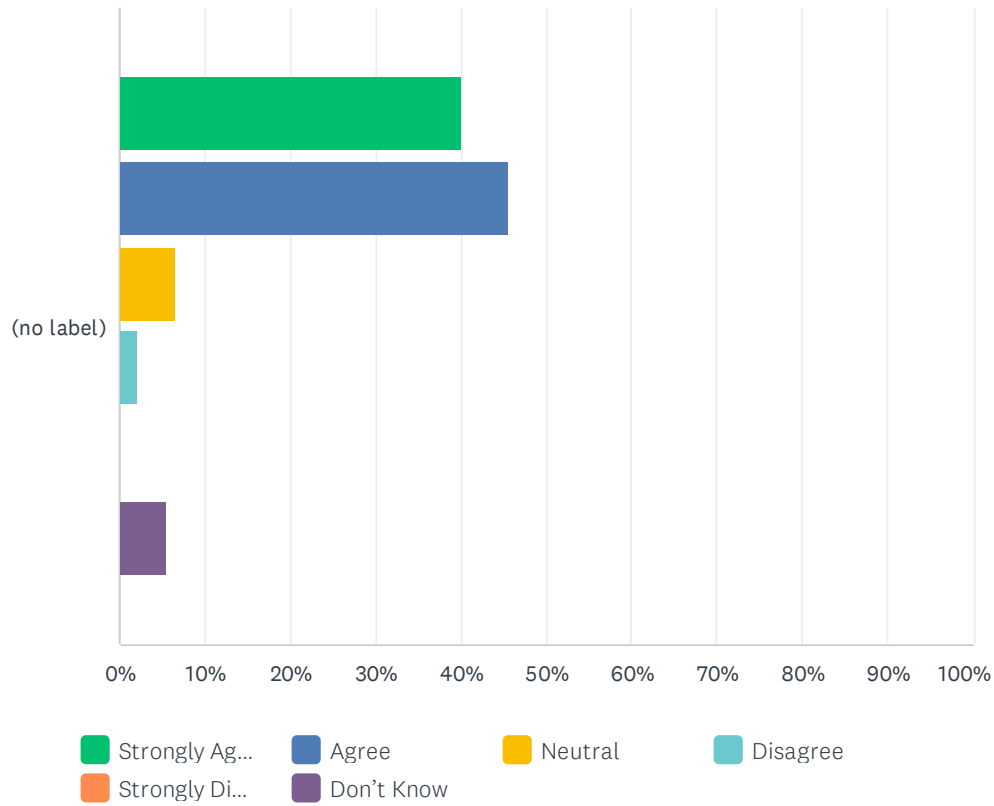
Answered: 91 Skipped: 0



	STRONGLY AGREE	AGREE	NEUTRAL	DISAGREE	STRONGLY DISAGREE	DON'T KNOW	TOTAL	WEIGHTED AVERAGE
(no label)	26.37% 24	34.07% 31	15.38% 14	3.30% 3	2.20% 2	18.68% 17	91	3.23

Q35 Rosary Academy provides programs and services that help students successfully complete the school program (for example, guidance and resource programs).

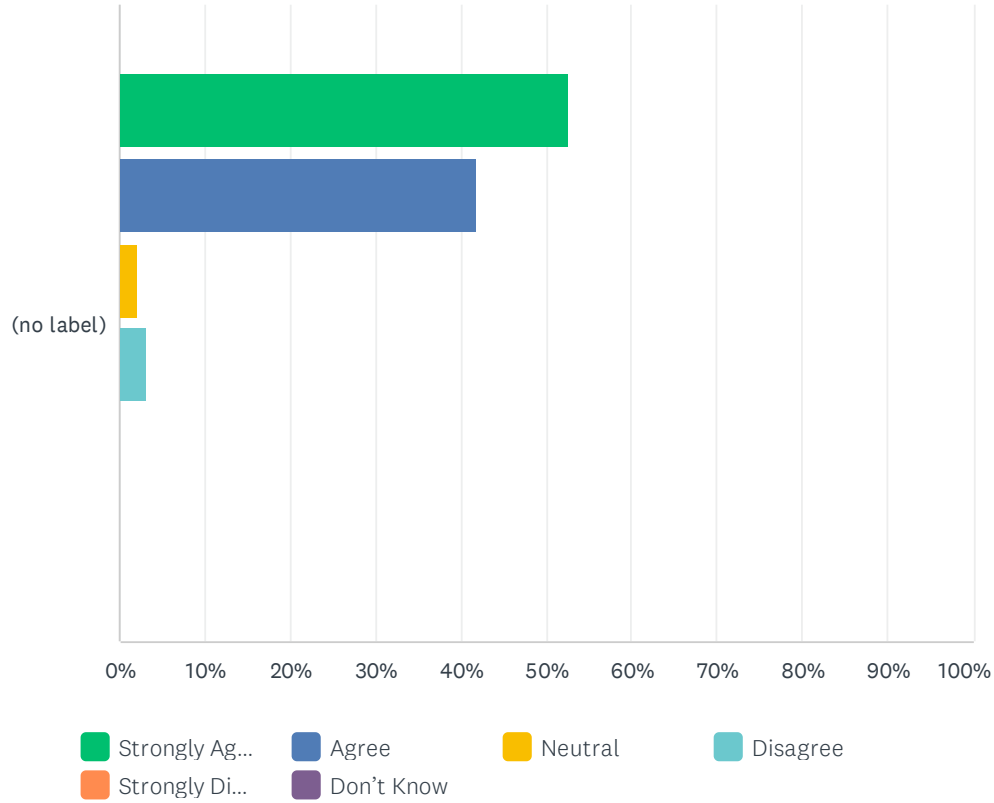
Answered: 90 Skipped: 1



	STRONGLY AGREE	AGREE	NEUTRAL	DISAGREE	STRONGLY DISAGREE	DON'T KNOW	TOTAL	WEIGHTED AVERAGE
(no label)	40.00% 36	45.56% 41	6.67% 6	2.22% 2	0.00% 0	5.56% 5	90	4.07

Q36 Rosary Academy provides enriching programs for students to develop their gifts and talents and enhance their creative, artistic, social/emotional, physical, and spiritual potential.

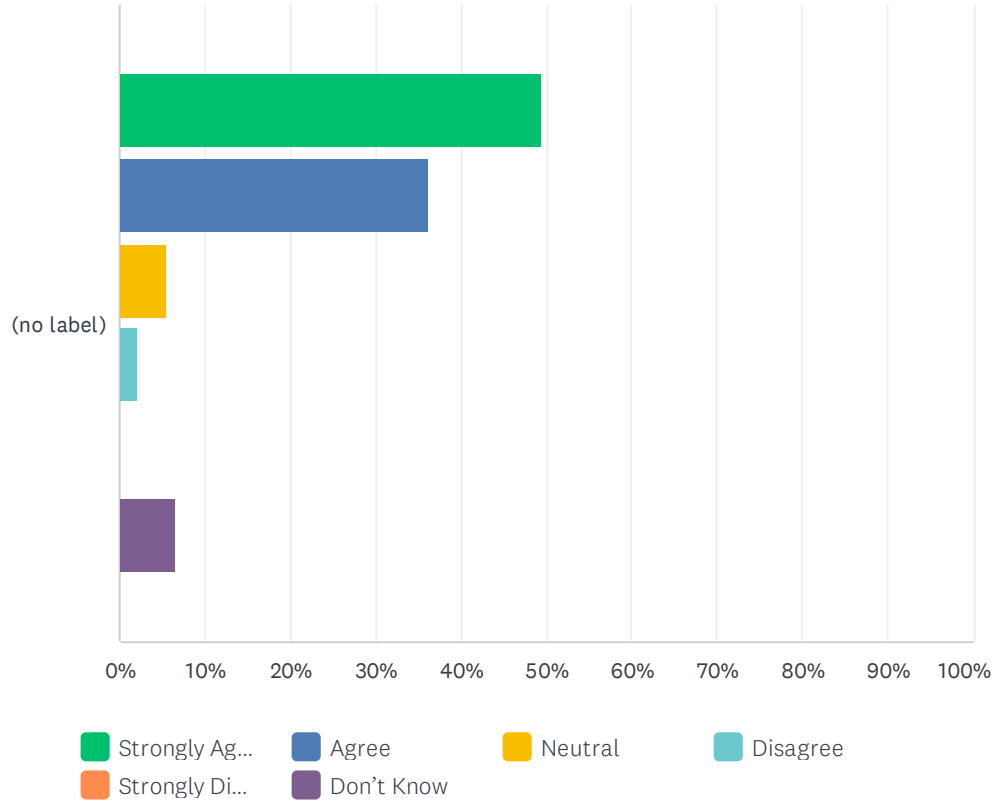
Answered: 91 Skipped: 0



	STRONGLY AGREE	AGREE	NEUTRAL	DISAGREE	STRONGLY DISAGREE	DON'T KNOW	TOTAL	WEIGHTED AVERAGE
(no label)	52.75% 48	41.76% 38	2.20% 2	3.30% 3	0.00% 0	0.00% 0	91	4.44

Q37 Rosary Academy provides opportunities for parents/guardians to be involved in the education of their children.

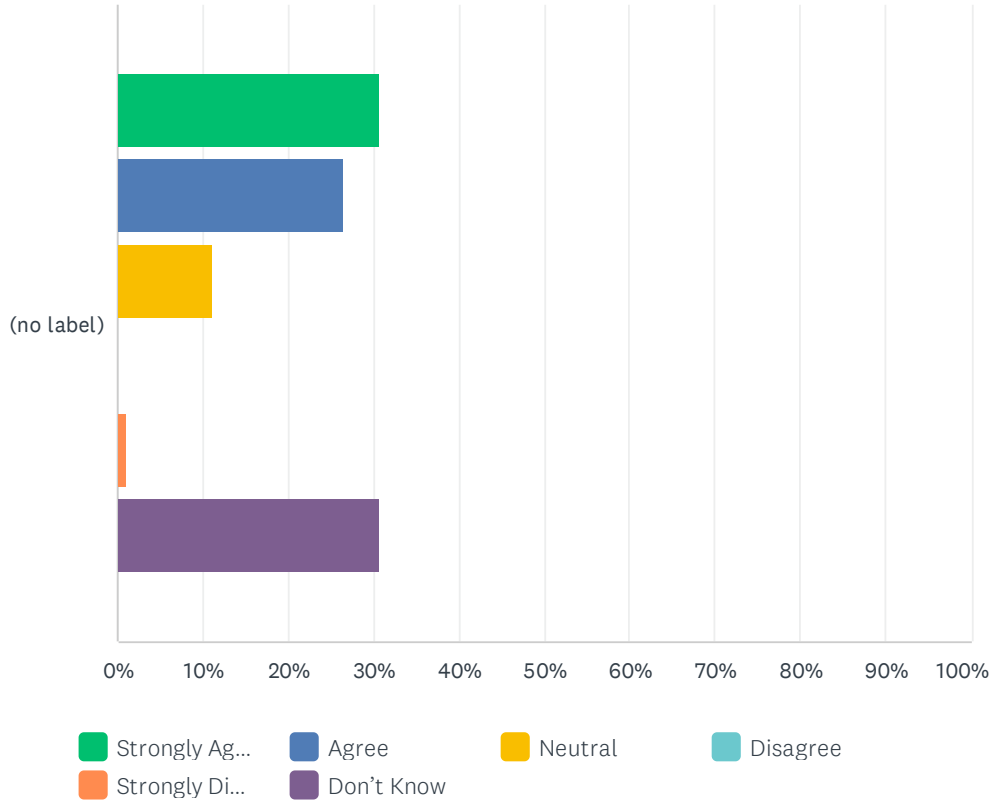
Answered: 91 Skipped: 0



	STRONGLY AGREE	AGREE	NEUTRAL	DISAGREE	STRONGLY DISAGREE	DON'T KNOW	TOTAL	WEIGHTED AVERAGE
(no label)	49.45%	36.26%	5.49%	2.20%	0.00%	6.59%	91	4.13
	45	33	5	2	0	6		

Q38 Rosary Academy's financial plan results from a collaborative process including expert advisors.

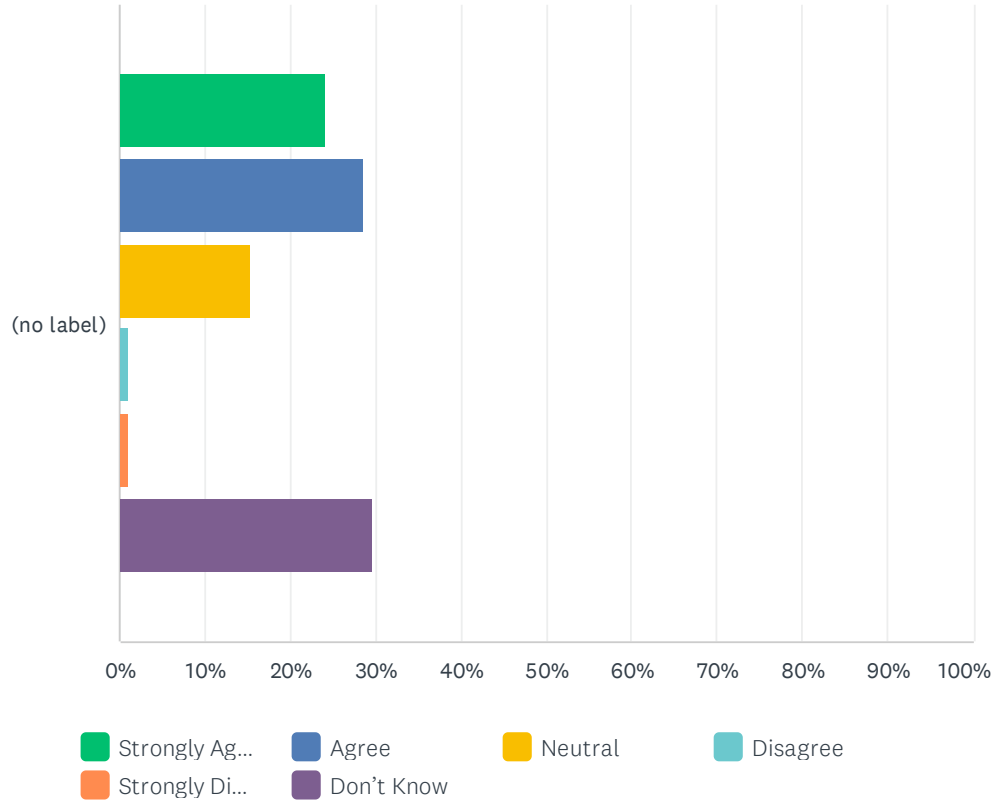
Answered: 91 Skipped: 0



	STRONGLY AGREE	AGREE	NEUTRAL	DISAGREE	STRONGLY DISAGREE	DON'T KNOW	TOTAL	WEIGHTED AVERAGE
(no label)	30.77% 28	26.37% 24	10.99% 10	0.00% 0	1.10% 1	30.77% 28	91	2.93

Q39 Rosary Academy consistently shares its financial plan with the school community.

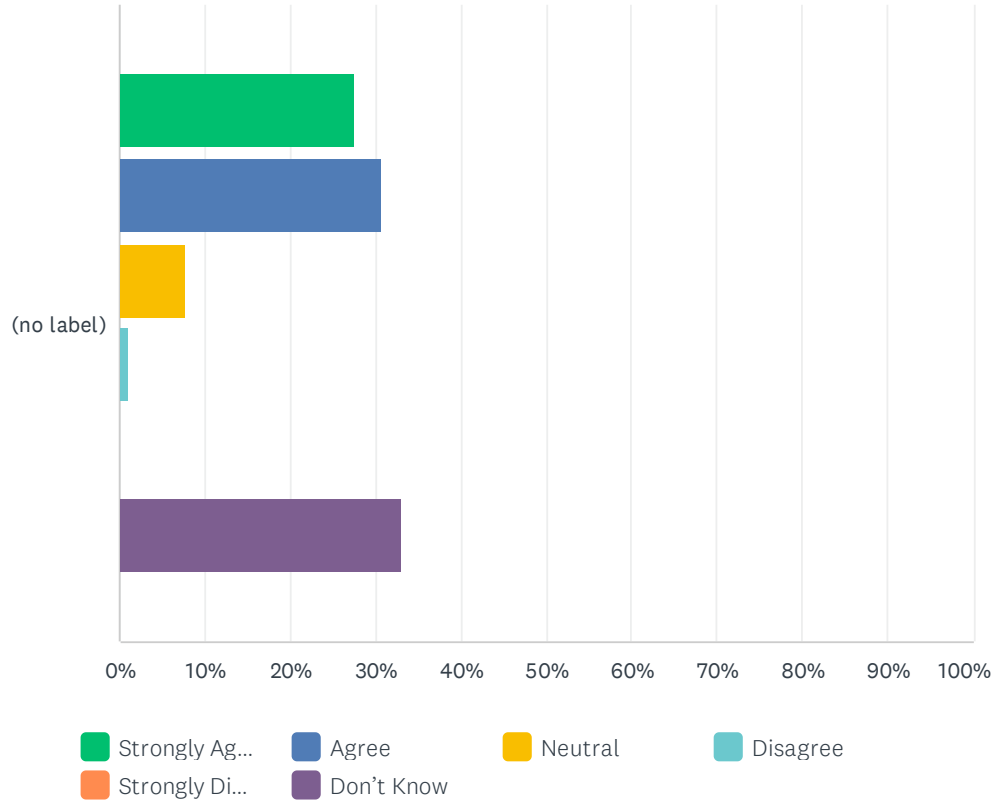
Answered: 91 Skipped: 0



	STRONGLY AGREE	AGREE	NEUTRAL	DISAGREE	STRONGLY DISAGREE	DON'T KNOW	TOTAL	WEIGHTED AVERAGE
(no label)	24.18% 22	28.57% 26	15.38% 14	1.10% 1	1.10% 1	29.67% 27	91	2.85

Q40 Rosary Academy leaders take responsibility for ensuring that the financial plans and budgets are implemented using best practices.

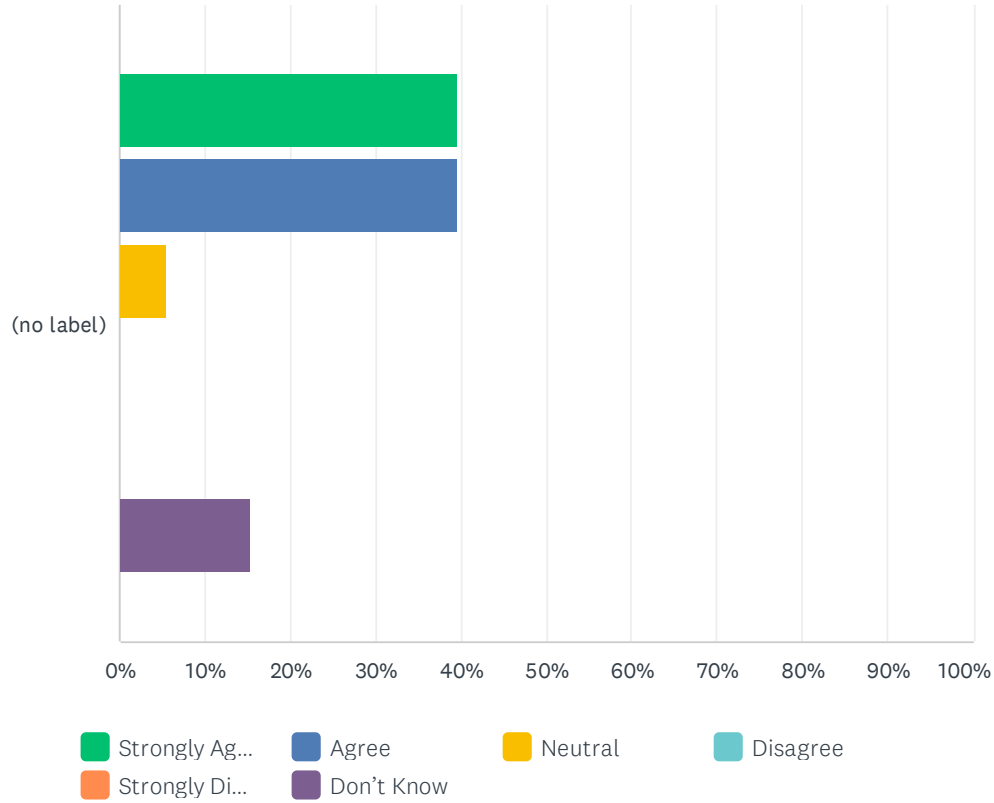
Answered: 91 Skipped: 0



	STRONGLY AGREE	AGREE	NEUTRAL	DISAGREE	STRONGLY DISAGREE	DON'T KNOW	TOTAL	WEIGHTED AVERAGE
(no label)	27.47% 25	30.77% 28	7.69% 7	1.10% 1	0.00% 0	32.97% 30	91	2.86

Q41 Rosary Academy treats all personnel with consistency, fairness, and justice.

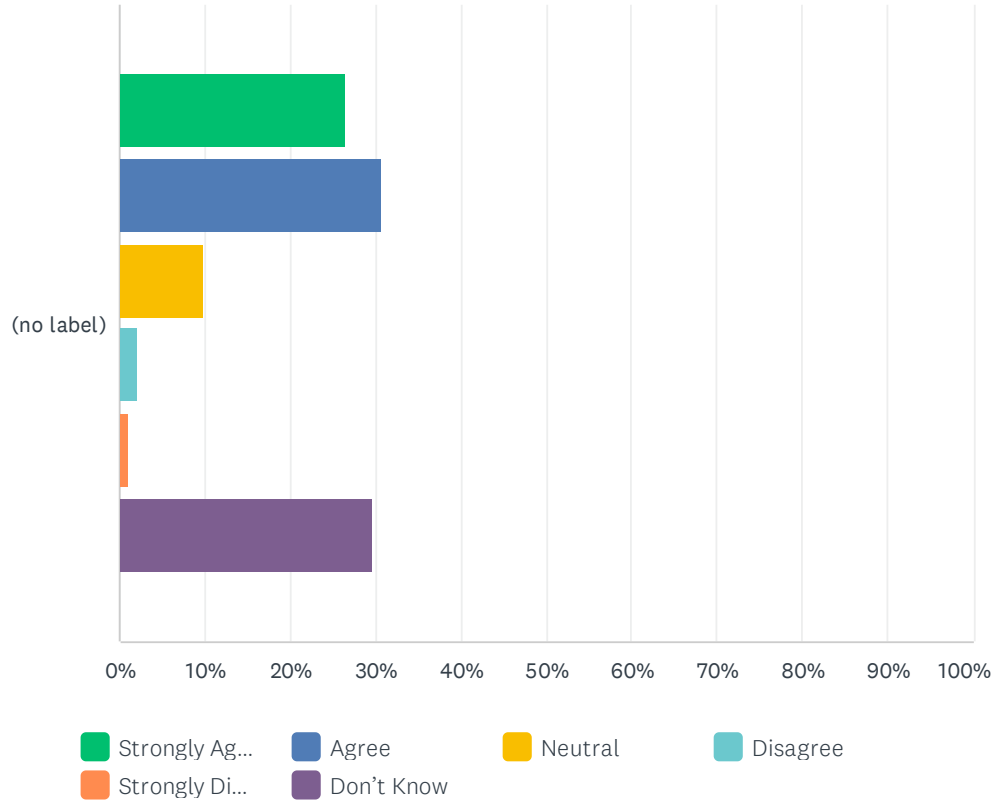
Answered: 91 Skipped: 0



	STRONGLY AGREE	AGREE	NEUTRAL	DISAGREE	STRONGLY DISAGREE	DON'T KNOW	TOTAL	WEIGHTED AVERAGE
(no label)	39.56% 36	39.56% 36	5.49% 5	0.00% 0	0.00% 0	15.38% 14	91	3.73

Q42 Rosary Academy maintains and shares plans for managing facilities and equipment.

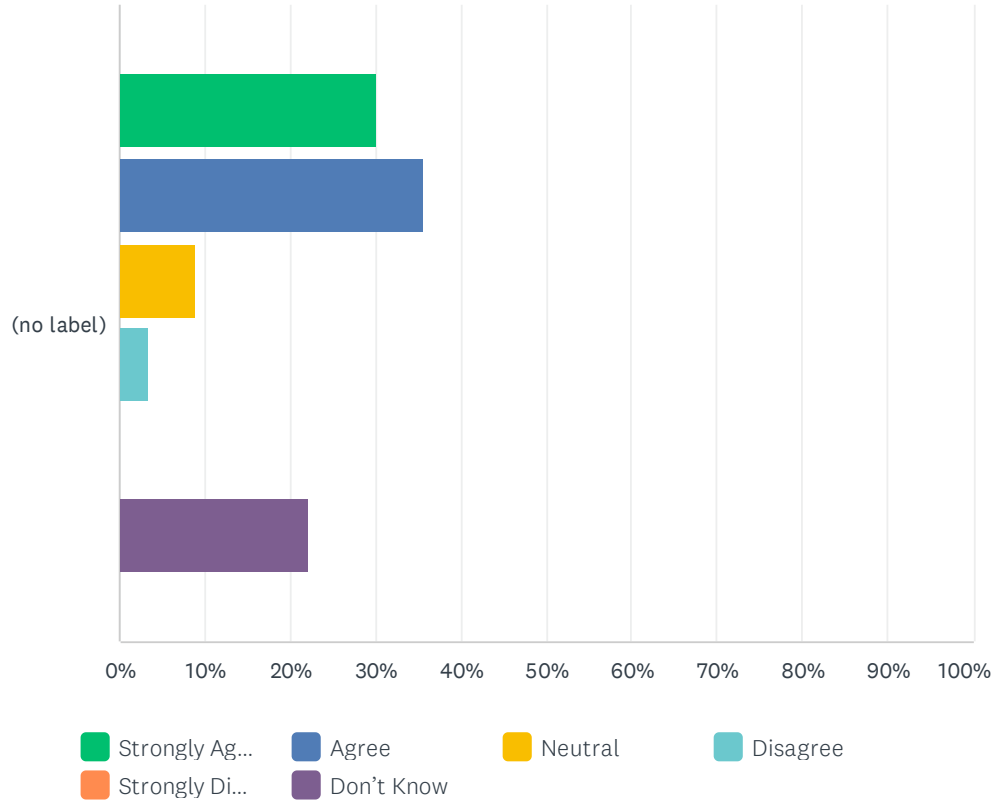
Answered: 91 Skipped: 0



	STRONGLY AGREE	AGREE	NEUTRAL	DISAGREE	STRONGLY DISAGREE	DON'T KNOW	TOTAL	WEIGHTED AVERAGE
(no label)	26.37%	30.77%	9.89%	2.20%	1.10%	29.67%	91	2.90
	24	28	9	2	1	27		

Q43 Rosary Academy maintains and shares a technology management plan.

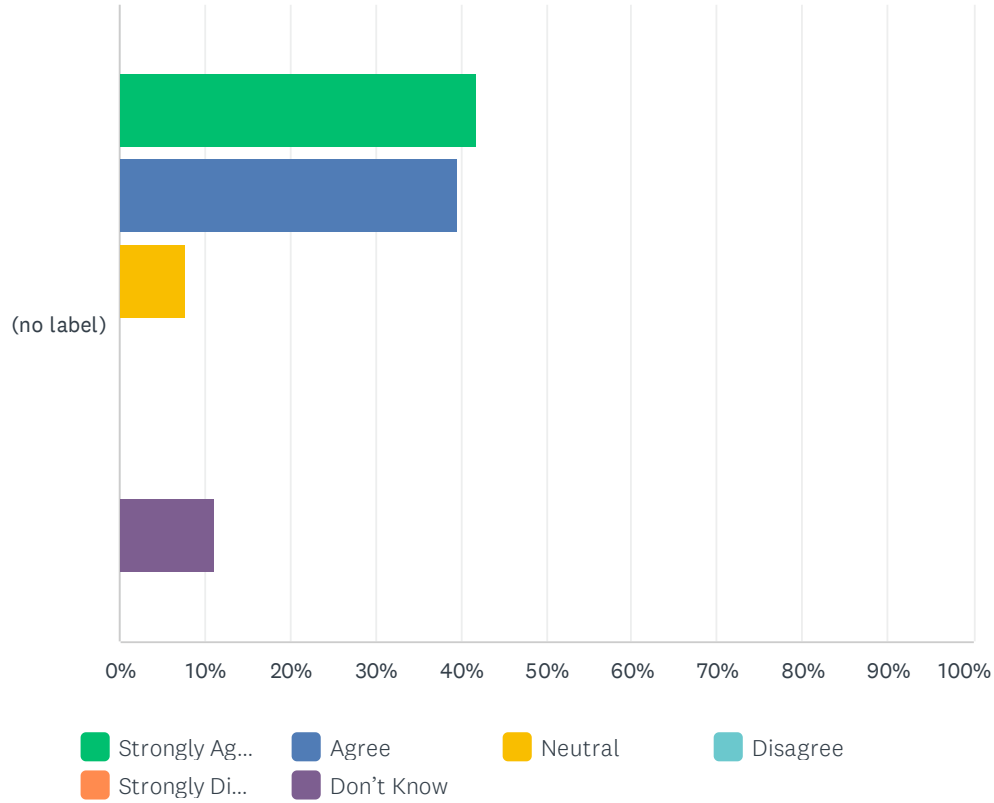
Answered: 90 Skipped: 1



	STRONGLY AGREE	AGREE	NEUTRAL	DISAGREE	STRONGLY DISAGREE	DON'T KNOW	TOTAL	WEIGHTED AVERAGE
(no label)	30.00% 27	35.56% 32	8.89% 8	3.33% 3	0.00% 0	22.22% 20	90	3.26

Q44 Rosary Academy's facilities, equipment, and technology management plans are designed to enhance teaching and learning.

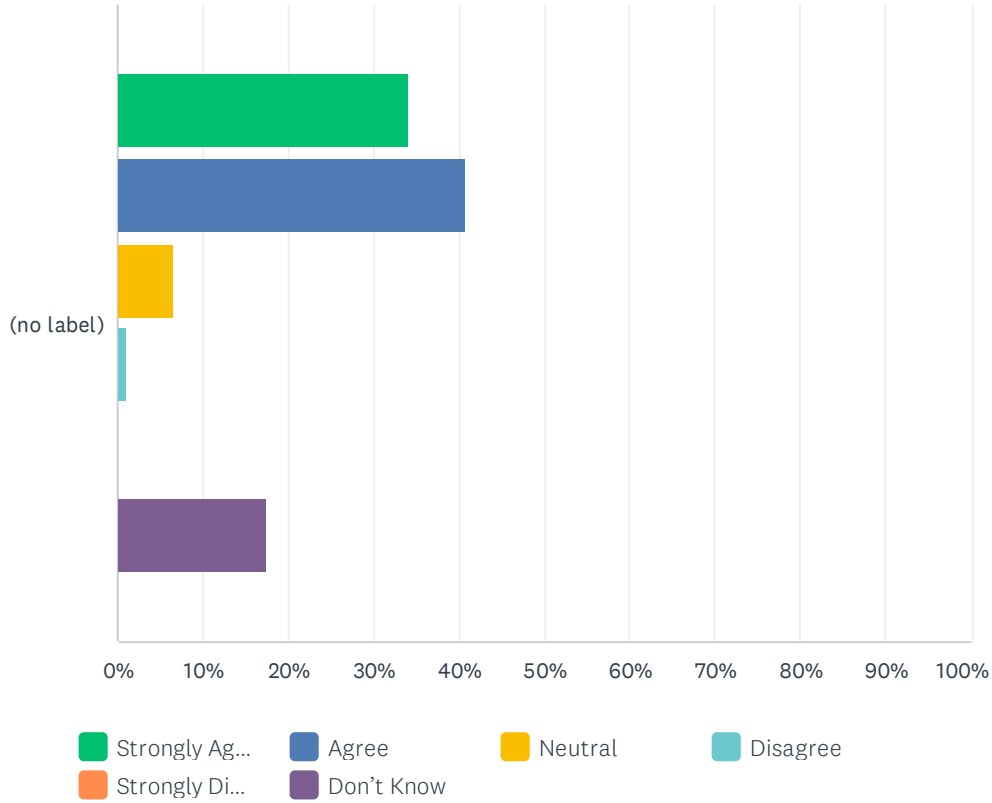
Answered: 91 Skipped: 0



	STRONGLY AGREE	AGREE	NEUTRAL	DISAGREE	STRONGLY DISAGREE	DON'T KNOW	TOTAL	WEIGHTED AVERAGE
(no label)	41.76% 38	39.56% 36	7.69% 7	0.00% 0	0.00% 0	10.99% 10	91	3.90

Q45 Rosary Academy has an institutional advancement plan that uses current and effective strategies for communication, marketing, and development.

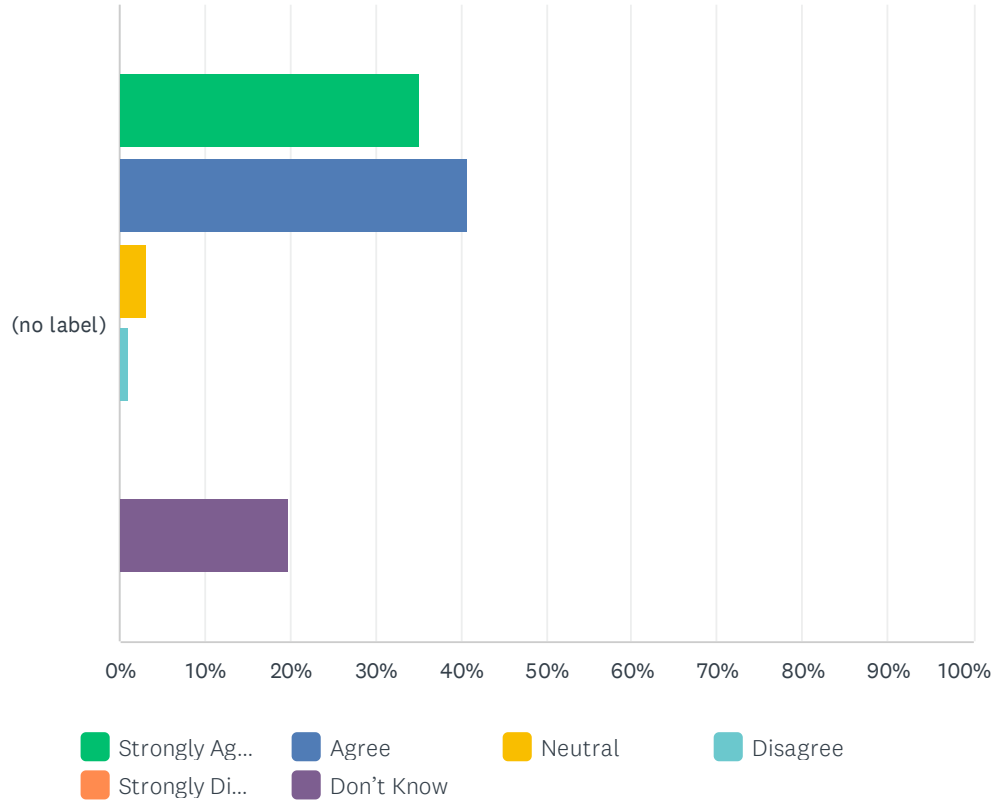
Answered: 91 Skipped: 0



	STRONGLY AGREE	AGREE	NEUTRAL	DISAGREE	STRONGLY DISAGREE	DON'T KNOW	TOTAL	WEIGHTED AVERAGE
(no label)	34.07% 31	40.66% 37	6.59% 6	1.10% 1	0.00% 0	17.58% 16	91	3.55

Q46 Rosary Academy has an institutional advancement plan based on our mission, which uses current and effective strategies for enrollment management.

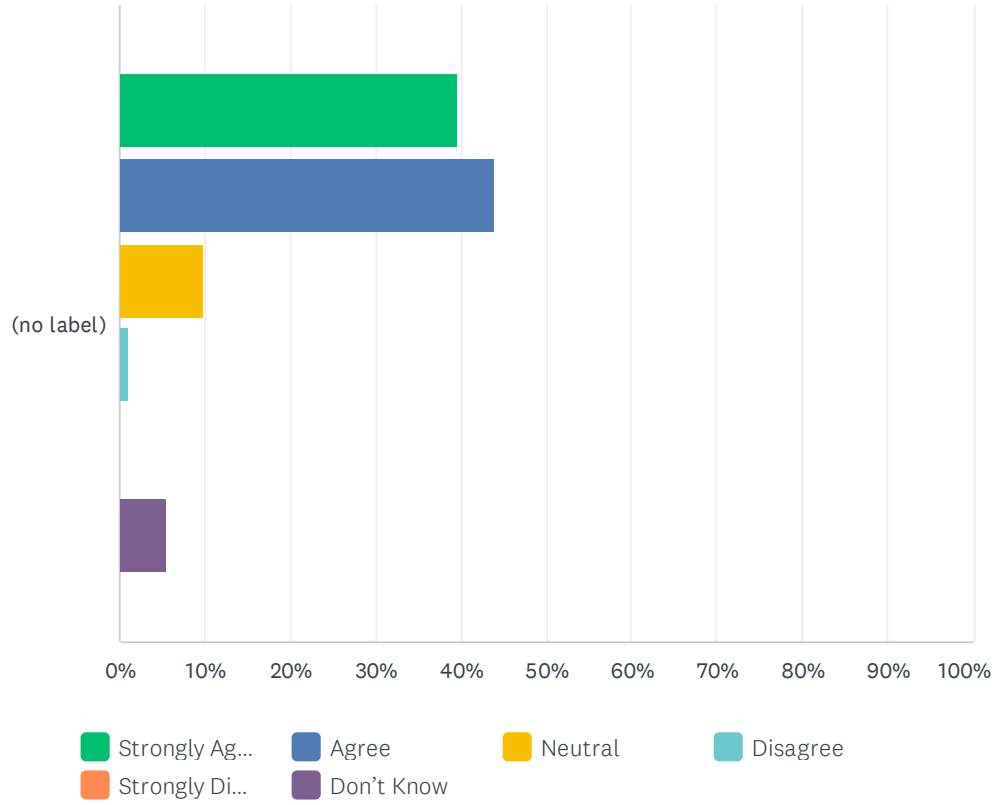
Answered: 91 Skipped: 0



	STRONGLY AGREE	AGREE	NEUTRAL	DISAGREE	STRONGLY DISAGREE	DON'T KNOW	TOTAL	WEIGHTED AVERAGE
(no label)	35.16%	40.66%	3.30%	1.10%	0.00%	19.78%	91	3.51
	32	37	3	1	0	18		

Q47 Rosary Academy does a good job of attracting new students to our school.

Answered: 91 Skipped: 0



	STRONGLY AGREE	AGREE	NEUTRAL	DISAGREE	STRONGLY DISAGREE	DON'T KNOW	TOTAL	WEIGHTED AVERAGE
(no label)	39.56%	43.96%	9.89%	1.10%	0.00%	5.49%	91	4.05
	36	40	9	1	0	5		

Q48 Please identify 3 of the school's areas of strength.

Answered: 67 Skipped: 24

Q49 Please identify 3 of the areas of growth that you believe the school should include in the Educational Improvement Plan that will be developed as a part of this accreditation process.

Answered: 44 Skipped: 47