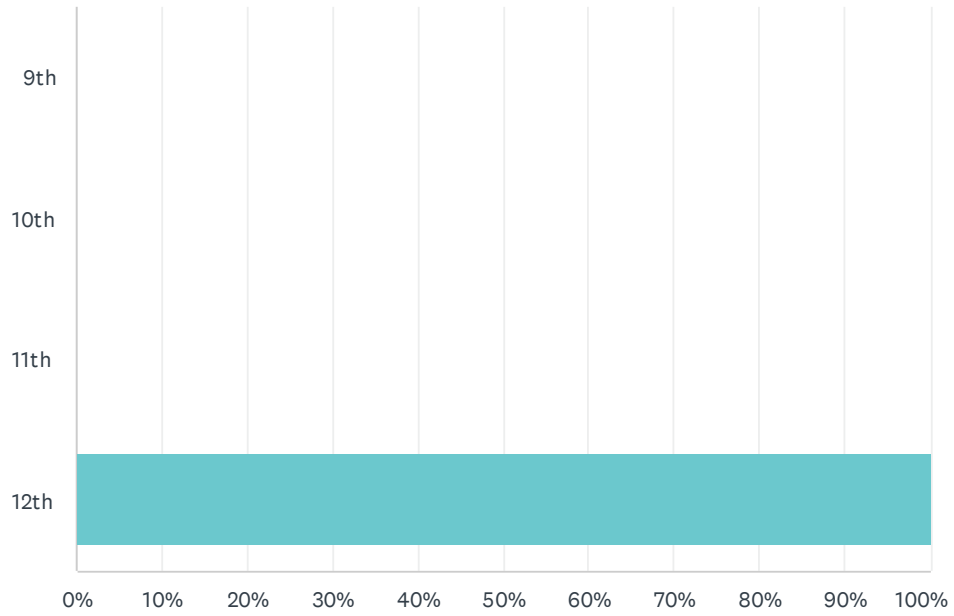


Q1 What is your current grade level?

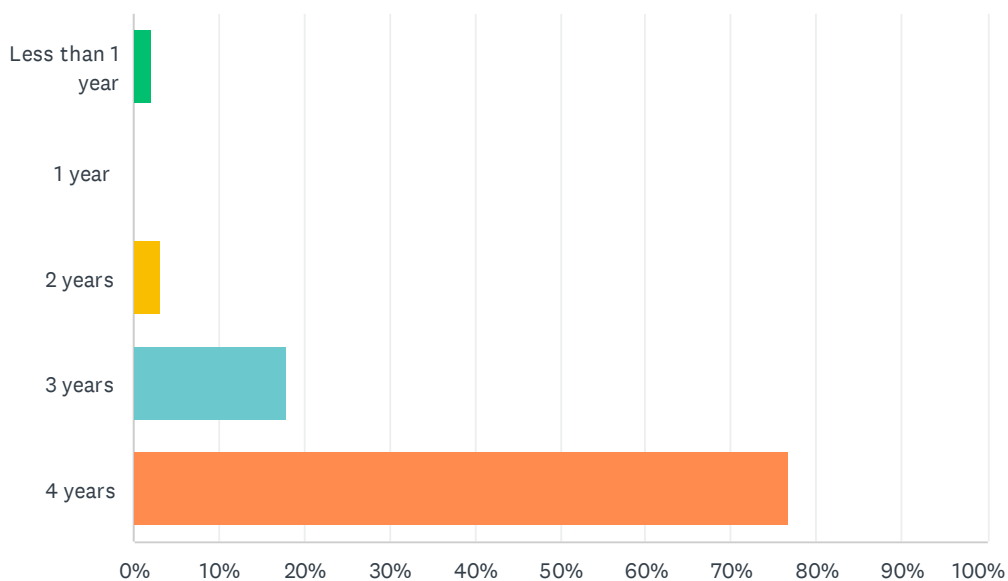
Answered: 95 Skipped: 0



ANSWER CHOICES	RESPONSES
9th	0.00% 0
10th	0.00% 0
11th	0.00% 0
12th	100.00% 95
TOTAL	95

Q2 How many years have you attended Rosary?

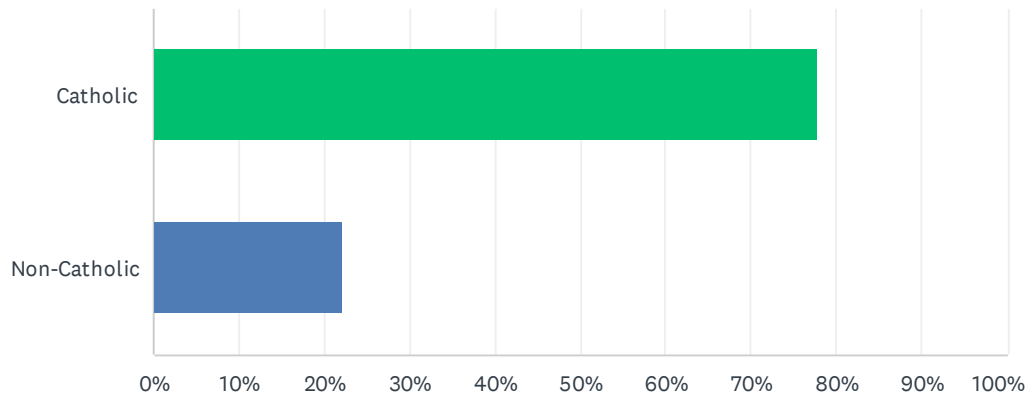
Answered: 95 Skipped: 0



ANSWER CHOICES	RESPONSES	
Less than 1 year	2.11%	2
1 year	0.00%	0
2 years	3.16%	3
3 years	17.89%	17
4 years	76.84%	73
TOTAL		95

Q3 Religious Affiliation

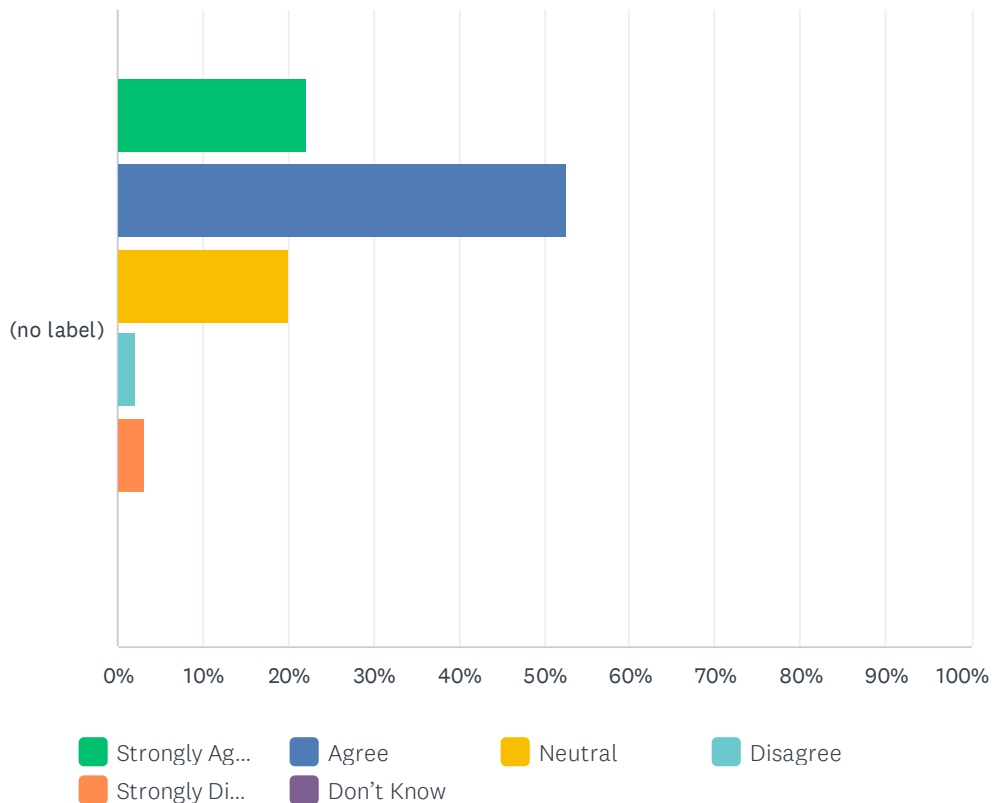
Answered: 95 Skipped: 0



ANSWER CHOICES	RESPONSES
Catholic	77.89% 74
Non-Catholic	22.11% 21
TOTAL	95

Q4 Everyone in the Rosary Academy community- administrators, faculty, staff, students, and parents/guardians, alumnae, and supporters-knows and understands the school's mission.

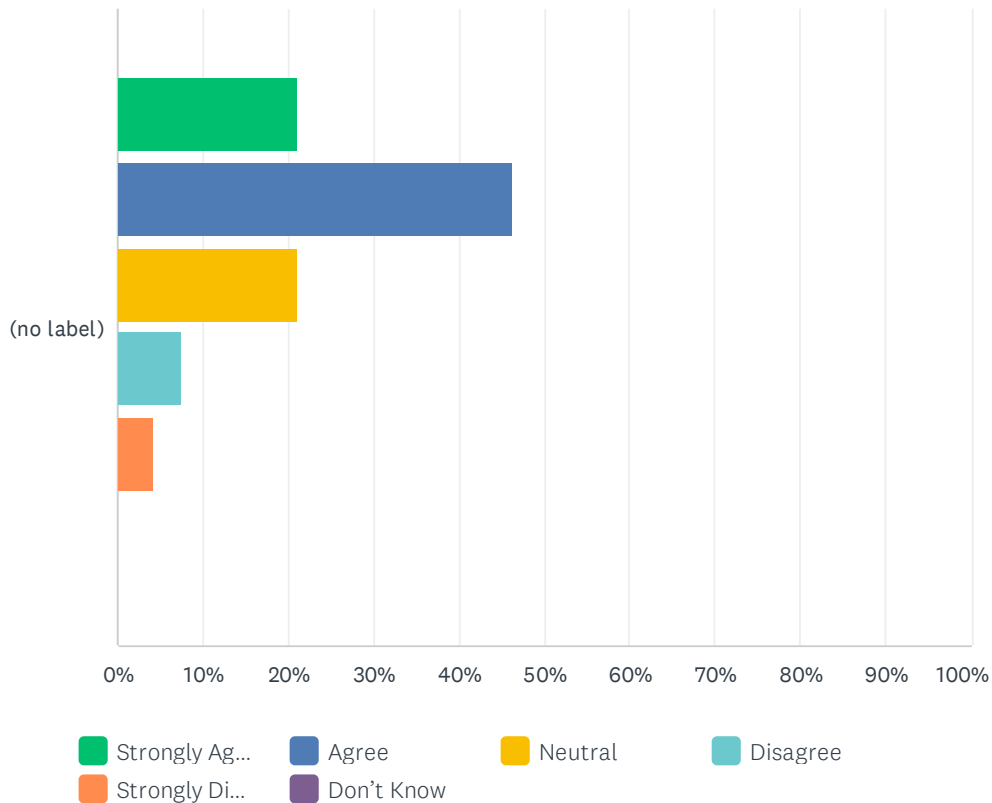
Answered: 95 Skipped: 0



	STRONGLY AGREE	AGREE	NEUTRAL	DISAGREE	STRONGLY DISAGREE	DON'T KNOW	TOTAL	WEIGHTED AVERAGE
(no label)	22.11% 21	52.63% 50	20.00% 19	2.11% 2	3.16% 3	0.00% 0	95	3.88

Q5 Everything we do at Rosary Academy is guided and directed by our mission.

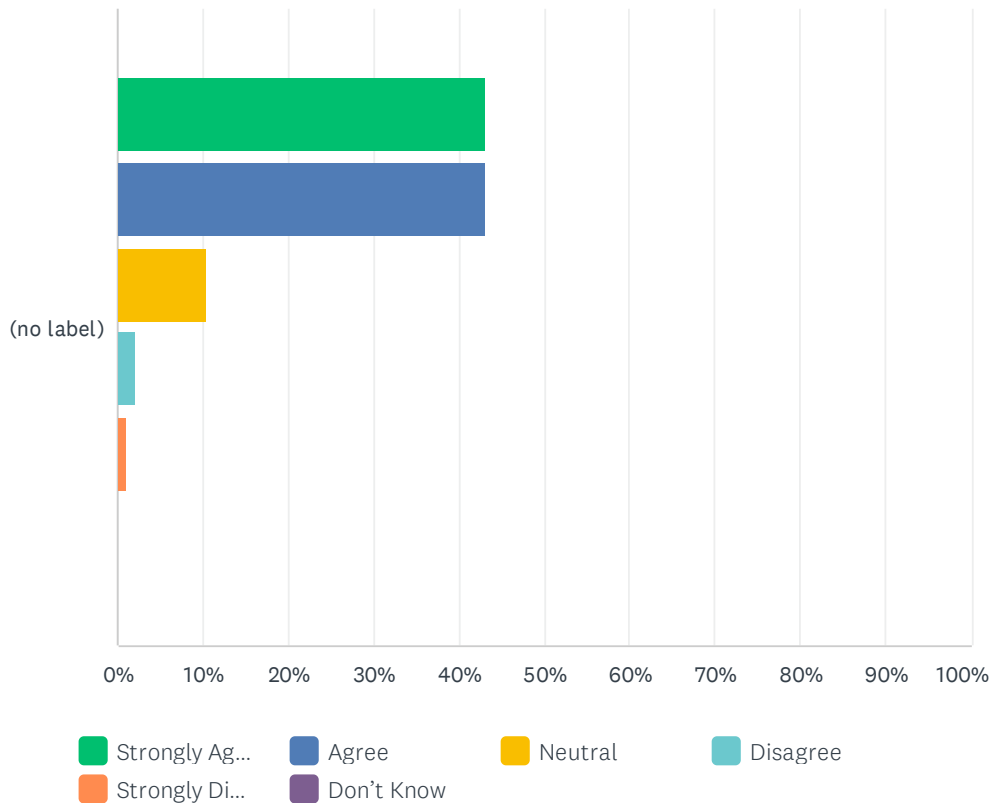
Answered: 95 Skipped: 0



	STRONGLY AGREE	AGREE	NEUTRAL	DISAGREE	STRONGLY DISAGREE	DON'T KNOW	TOTAL	WEIGHTED AVERAGE
(no label)	21.05% 20	46.32% 44	21.05% 20	7.37% 7	4.21% 4	0.00% 0	95	3.73

Q6 Rosary Academy's mission statement clearly expresses a commitment to Catholic identity.

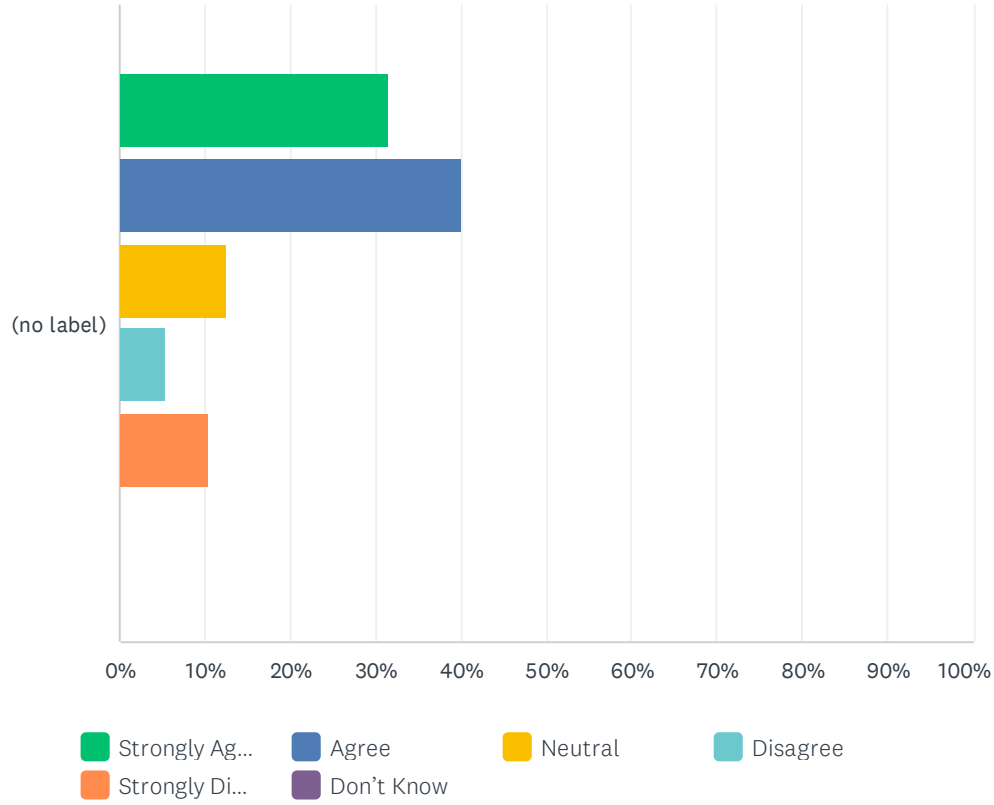
Answered: 95 Skipped: 0



	STRONGLY AGREE	AGREE	NEUTRAL	DISAGREE	STRONGLY DISAGREE	DON'T KNOW	TOTAL	WEIGHTED AVERAGE
(no label)	43.16% 41	43.16% 41	10.53% 10	2.11% 2	1.05% 1	0.00% 0	95	4.25

Q7 Rosary Academy provides an academically rigorous Catholic religion program taught by qualified teachers.

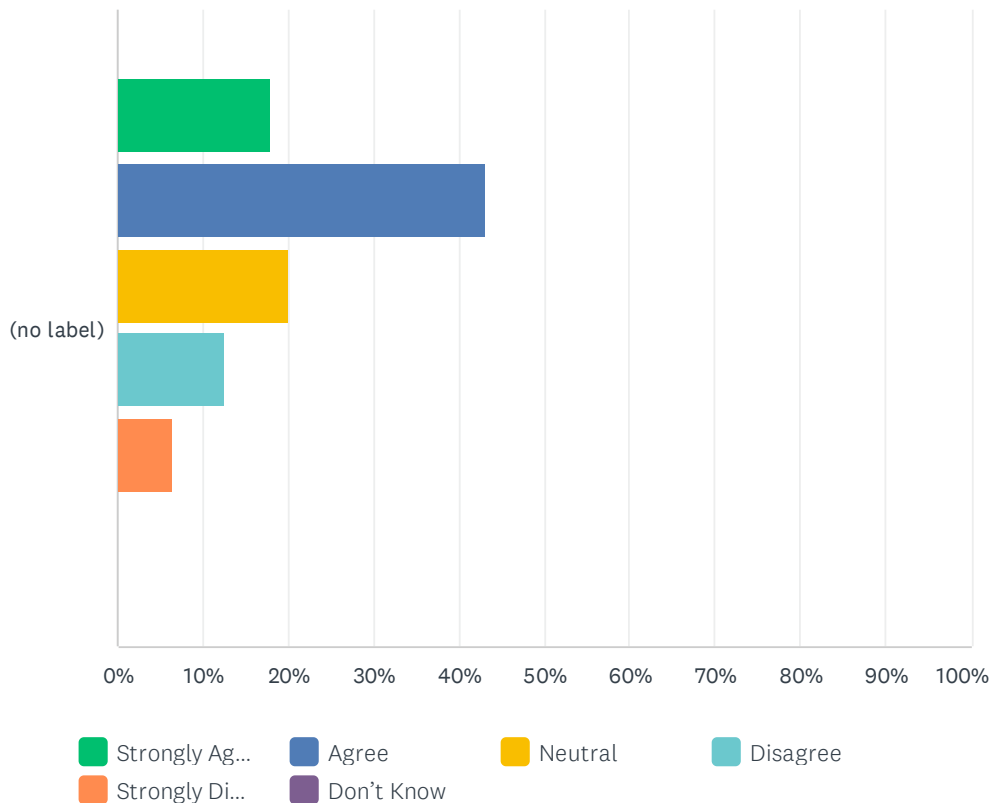
Answered: 95 Skipped: 0



	STRONGLY AGREE	AGREE	NEUTRAL	DISAGREE	STRONGLY DISAGREE	DON'T KNOW	TOTAL	WEIGHTED AVERAGE
(no label)	31.58% 30	40.00% 38	12.63% 12	5.26% 5	10.53% 10	0.00% 0	95	3.77

Q8 In all subjects, teachers help students think critically and ethically about the world around them, using the lens of Gospel values and Catholic doctrine and beliefs.

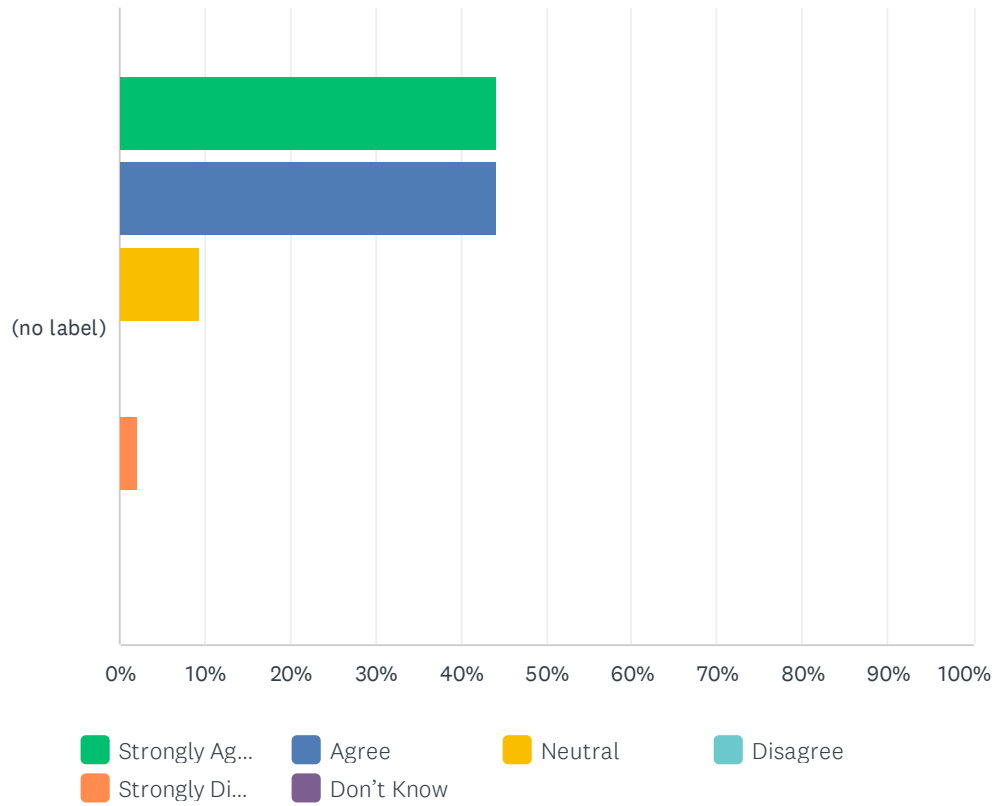
Answered: 95 Skipped: 0



	STRONGLY AGREE	AGREE	NEUTRAL	DISAGREE	STRONGLY DISAGREE	DON'T KNOW	TOTAL	WEIGHTED AVERAGE
(no label)	17.89% 17	43.16% 41	20.00% 19	12.63% 12	6.32% 6	0.00% 0	95	3.54

Q9 Rosary Academy provides opportunities outside the classroom for students' faith formation and participation in retreats, prayer, Mass, sacraments, and other spiritual experiences.

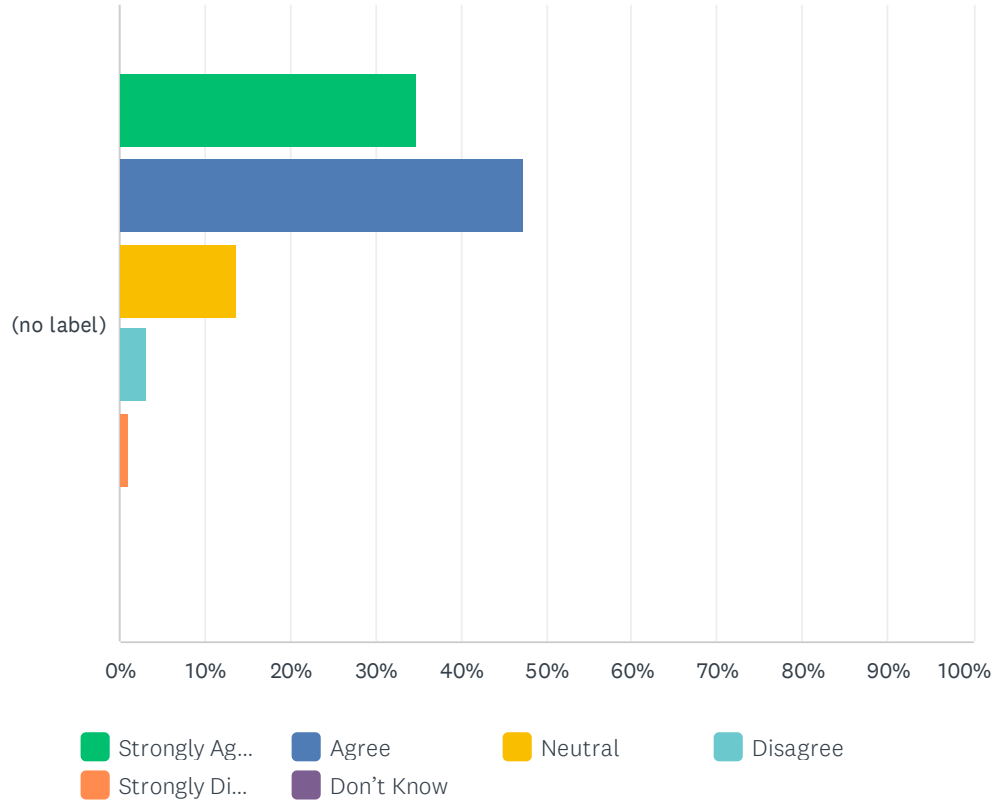
Answered: 95 Skipped: 0



	STRONGLY AGREE	AGREE	NEUTRAL	DISAGREE	STRONGLY DISAGREE	DON'T KNOW	TOTAL	WEIGHTED AVERAGE
(no label)	44.21% 42	44.21% 42	9.47% 9	0.00% 0	2.11% 2	0.00% 0	95	4.28

Q10 Rosary Academy provides opportunities outside the classroom for students to participate in service activities.

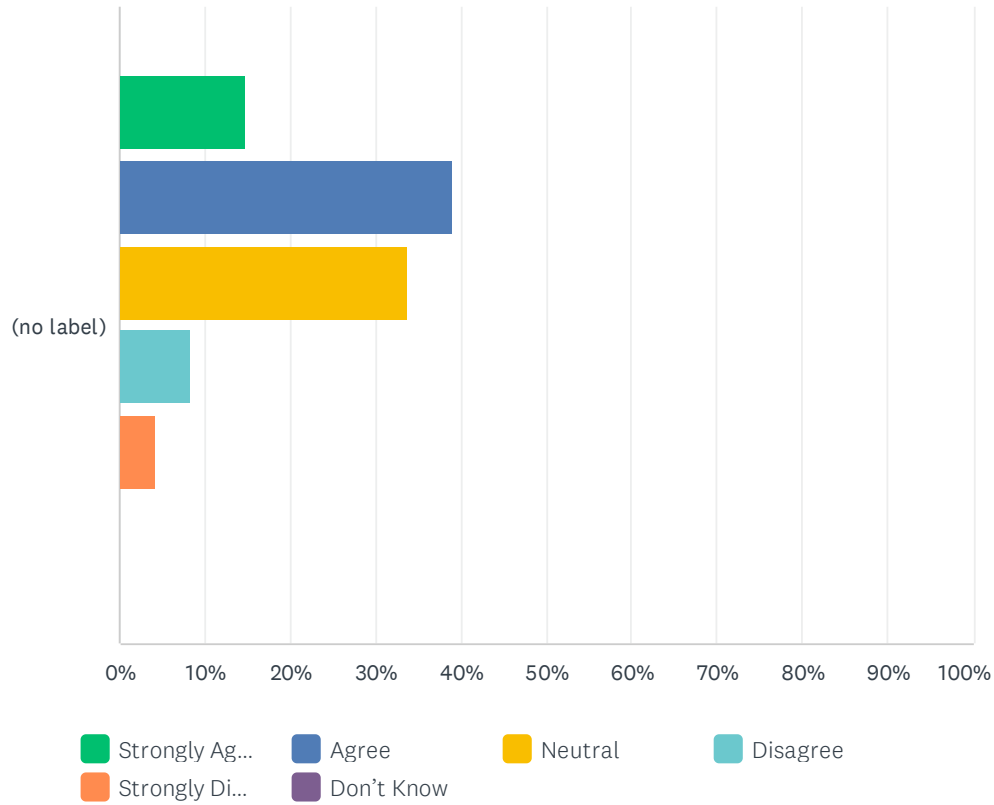
Answered: 95 Skipped: 0



	STRONGLY AGREE	AGREE	NEUTRAL	DISAGREE	STRONGLY DISAGREE	DON'T KNOW	TOTAL	WEIGHTED AVERAGE
(no label)	34.74% 33	47.37% 45	13.68% 13	3.16% 3	1.05% 1	0.00% 0	95	4.12

Q11 Administrators, faculty and staff serve as role models of faith and service to students.

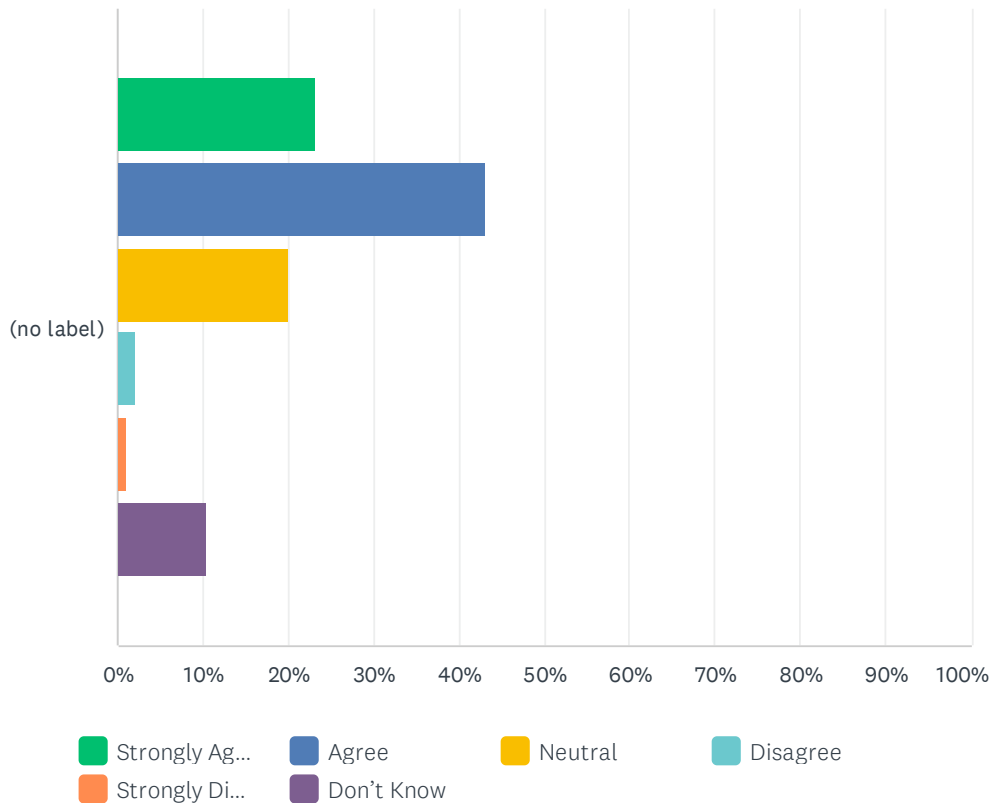
Answered: 95 Skipped: 0



	STRONGLY AGREE	AGREE	NEUTRAL	DISAGREE	STRONGLY DISAGREE	DON'T KNOW	TOTAL	WEIGHTED AVERAGE
(no label)	14.74%	38.95%	33.68%	8.42%	4.21%	0.00%	95	3.52
	14	37	32	8	4	0		

Q12 Rosary Academy provides opportunities for faith formation for faculty and staff.

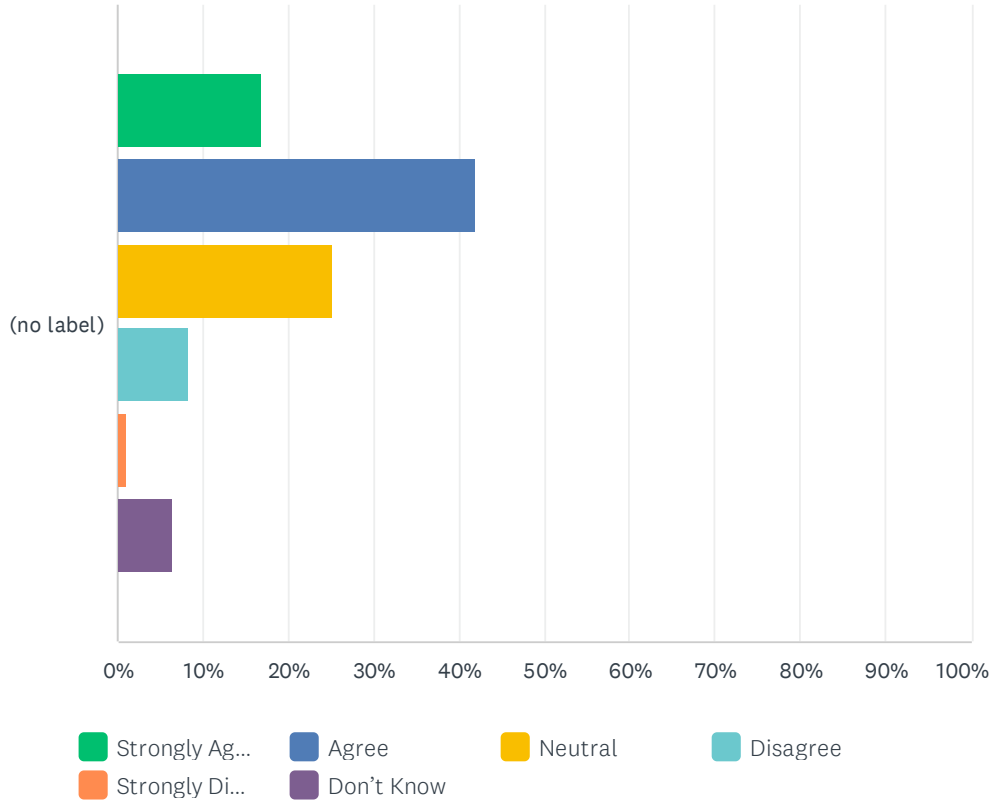
Answered: 95 Skipped: 0



	STRONGLY AGREE	AGREE	NEUTRAL	DISAGREE	STRONGLY DISAGREE	DON'T KNOW	TOTAL	WEIGHTED AVERAGE
(no label)	23.16% 22	43.16% 41	20.00% 19	2.11% 2	1.05% 1	10.53% 10	95	3.54

Q13 Rosary Academy provides opportunities for faith formation for parents/guardians and other adult members of the school community.

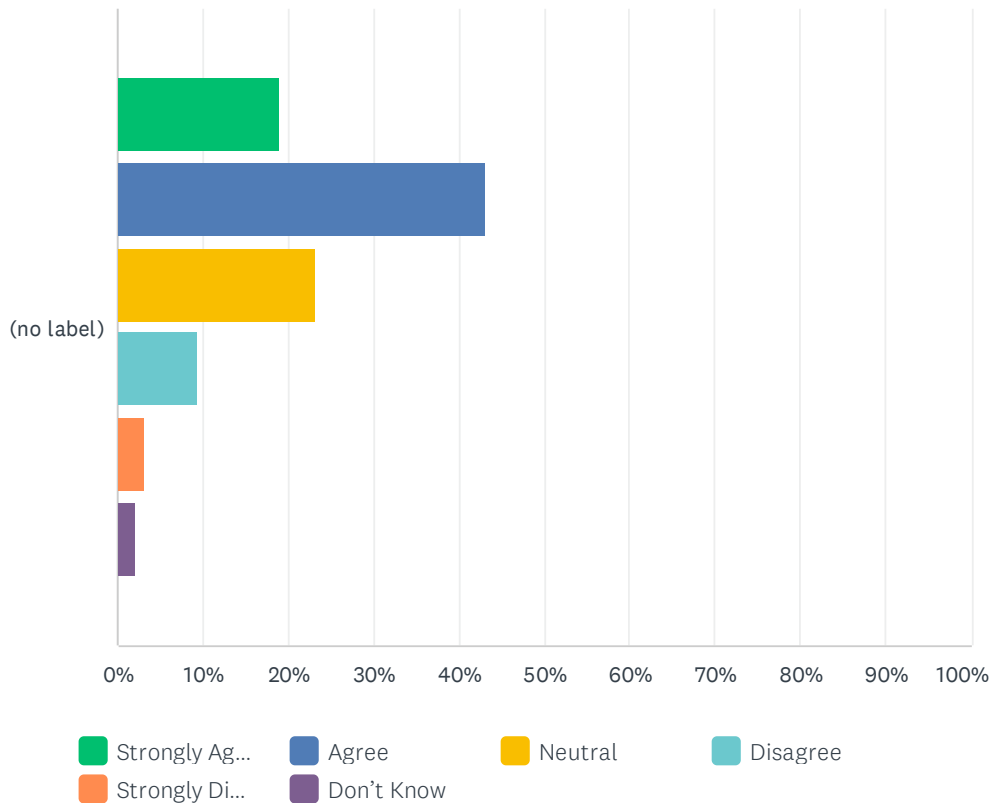
Answered: 95 Skipped: 0



	STRONGLY AGREE	AGREE	NEUTRAL	DISAGREE	STRONGLY DISAGREE	DON'T KNOW	TOTAL	WEIGHTED AVERAGE
(no label)	16.84%	42.11%	25.26%	8.42%	1.05%	6.32%	95	3.46
	16	40	24	8	1	6		

Q14 Rosary Academy helps parents/guardians support the faith life of their child.

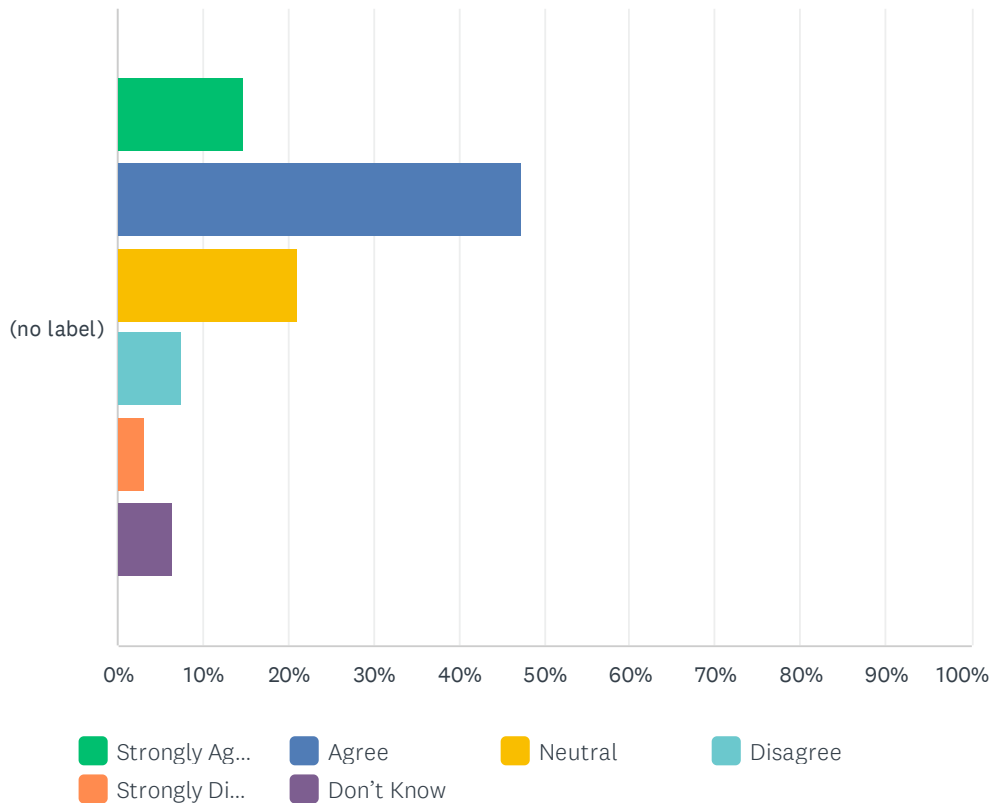
Answered: 95 Skipped: 0



	STRONGLY AGREE	AGREE	NEUTRAL	DISAGREE	STRONGLY DISAGREE	DON'T KNOW	TOTAL	WEIGHTED AVERAGE
(no label)	18.95% 18	43.16% 41	23.16% 22	9.47% 9	3.16% 3	2.11% 2	95	3.59

Q15 Rosary Academy provides opportunities for adult members of the school community to participate in service activities.

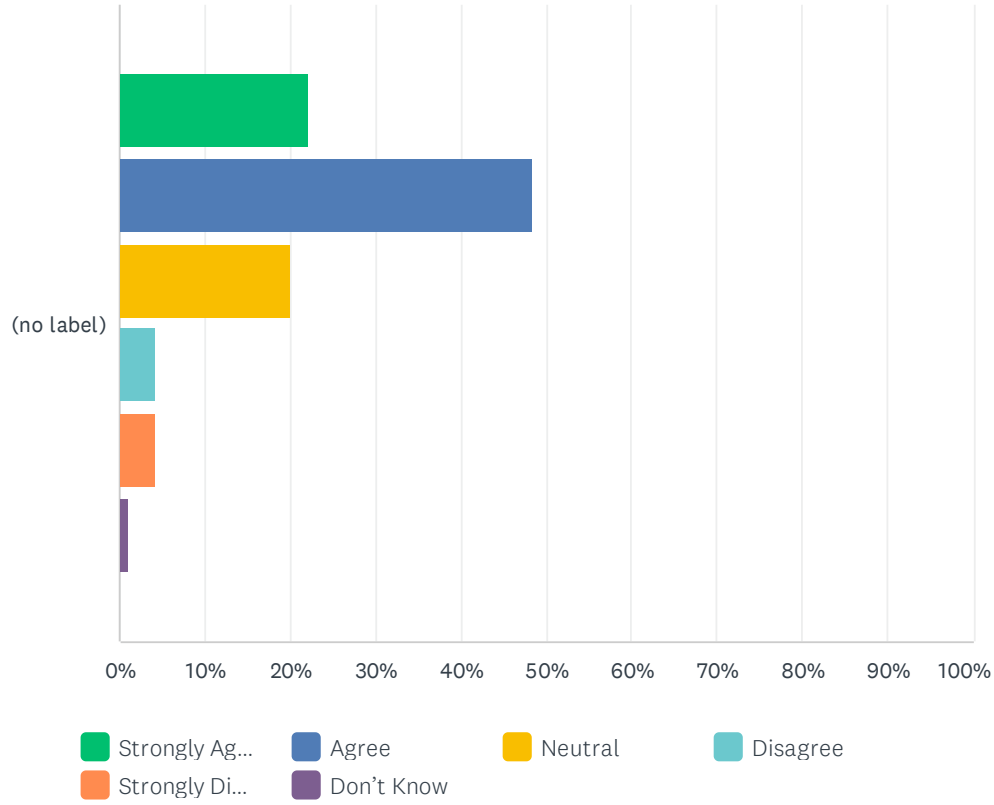
Answered: 95 Skipped: 0



	STRONGLY AGREE	AGREE	NEUTRAL	DISAGREE	STRONGLY DISAGREE	DON'T KNOW	TOTAL	WEIGHTED AVERAGE
(no label)	14.74%	47.37%	21.05%	7.37%	3.16%	6.32%	95	3.44
	14	45	20	7	3	6		

Q16 The faculty and staff in the school support the faith life of the school community.

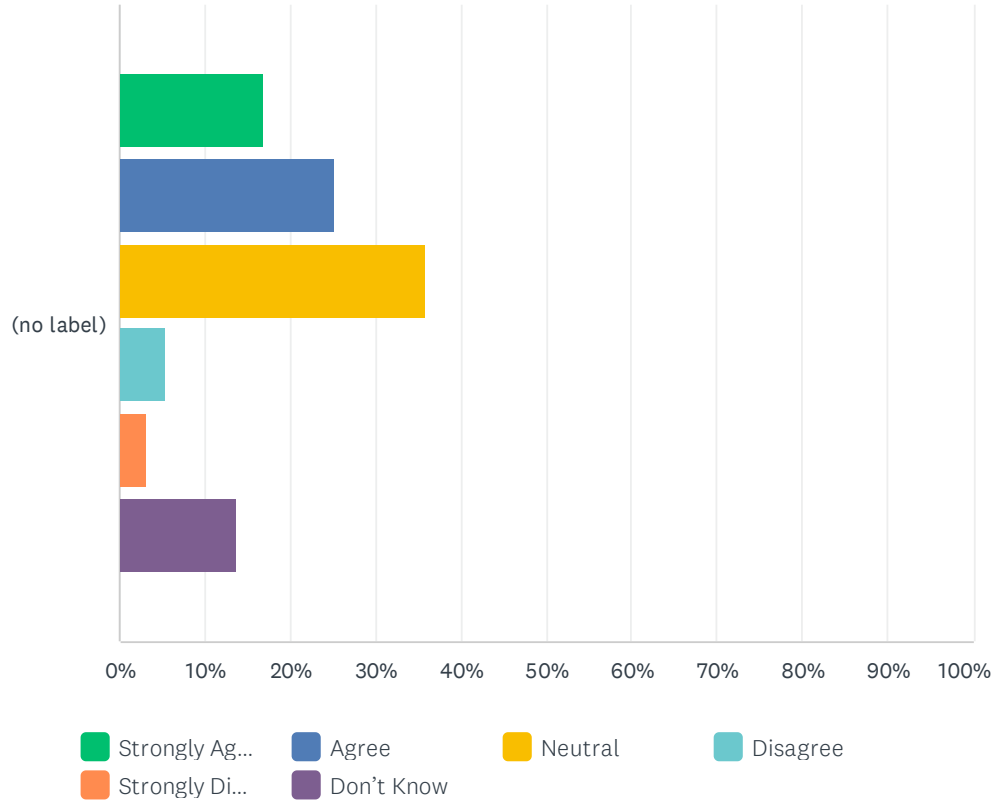
Answered: 95 Skipped: 0



	STRONGLY AGREE	AGREE	NEUTRAL	DISAGREE	STRONGLY DISAGREE	DON'T KNOW	TOTAL	WEIGHTED AVERAGE
(no label)	22.11% 21	48.42% 46	20.00% 19	4.21% 4	4.21% 4	1.05% 1	95	3.77

Q17 There is a person or group (such as a consultative board) who collaborates with the school administration to make or recommend decisions for the success of the school.

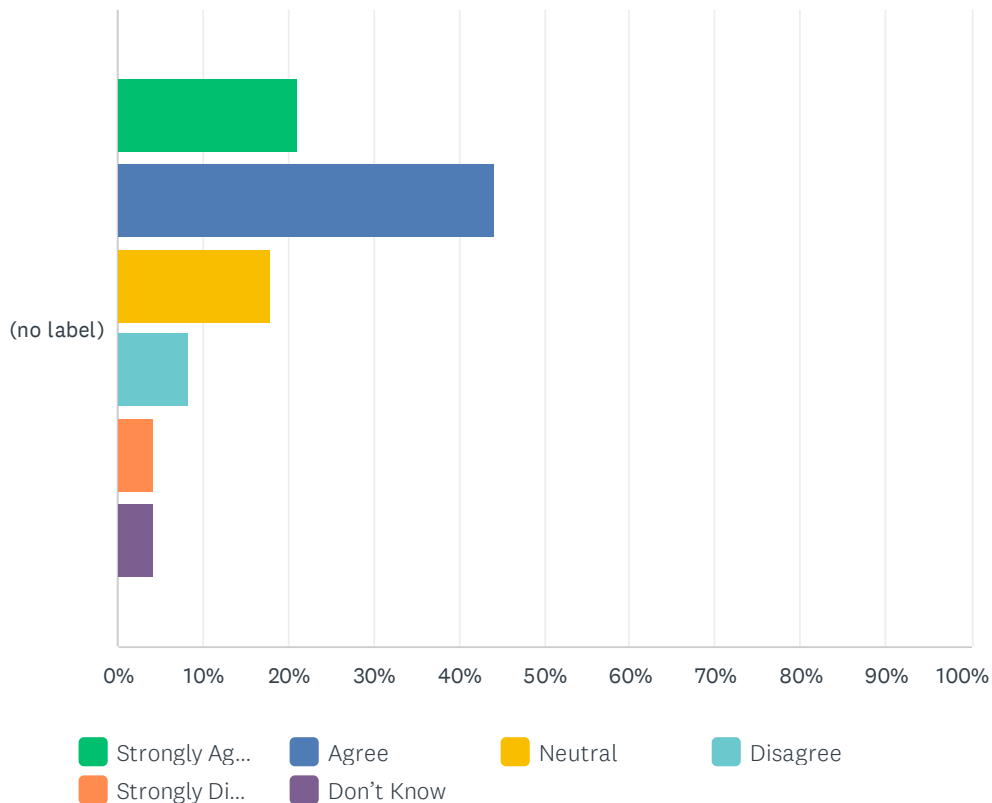
Answered: 95 Skipped: 0



	STRONGLY AGREE	AGREE	NEUTRAL	DISAGREE	STRONGLY DISAGREE	DON'T KNOW	TOTAL	WEIGHTED AVERAGE
(no label)	16.84% 16	25.26% 24	35.79% 34	5.26% 5	3.16% 3	13.68% 13	95	3.06

Q18 Rosary Academy administration takes responsibility for the development and oversight of school programs, personnel, and school operations.

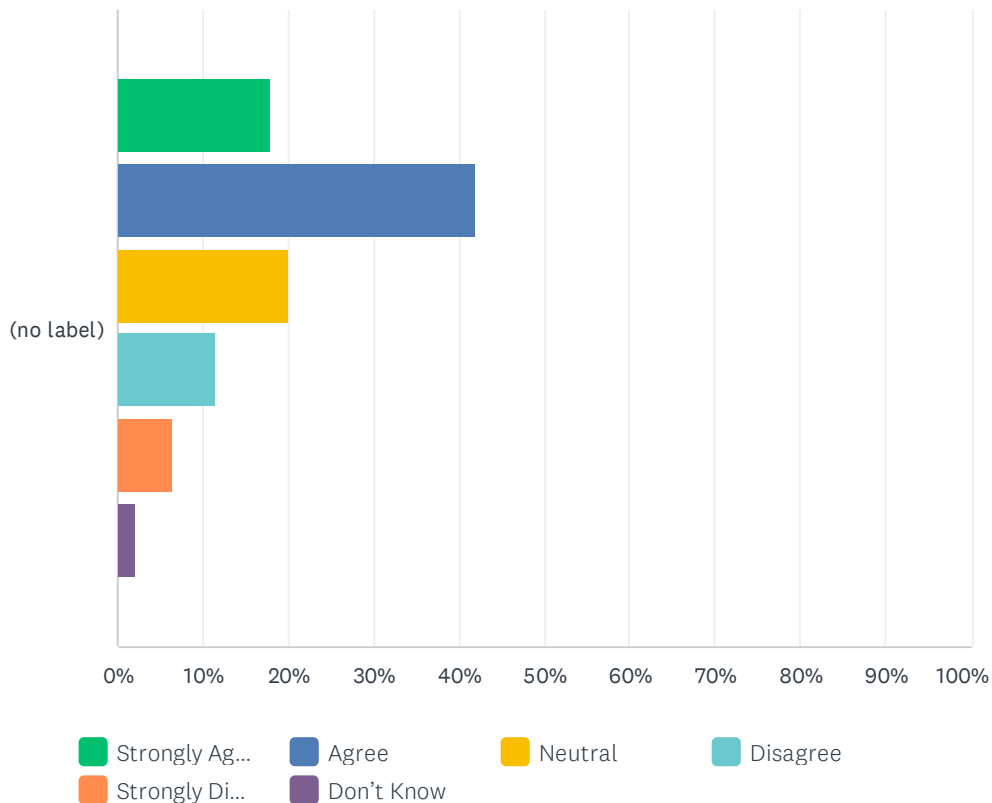
Answered: 95 Skipped: 0



	STRONGLY AGREE	AGREE	NEUTRAL	DISAGREE	STRONGLY DISAGREE	DON'T KNOW	TOTAL	WEIGHTED AVERAGE
(no label)	21.05%	44.21%	17.89%	8.42%	4.21%	4.21%	95	3.57
	20	42	17	8	4	4		

Q19 Rosary Academy administration involves all members of the school community to ensure that everything we do embodies the school's mission and vision.

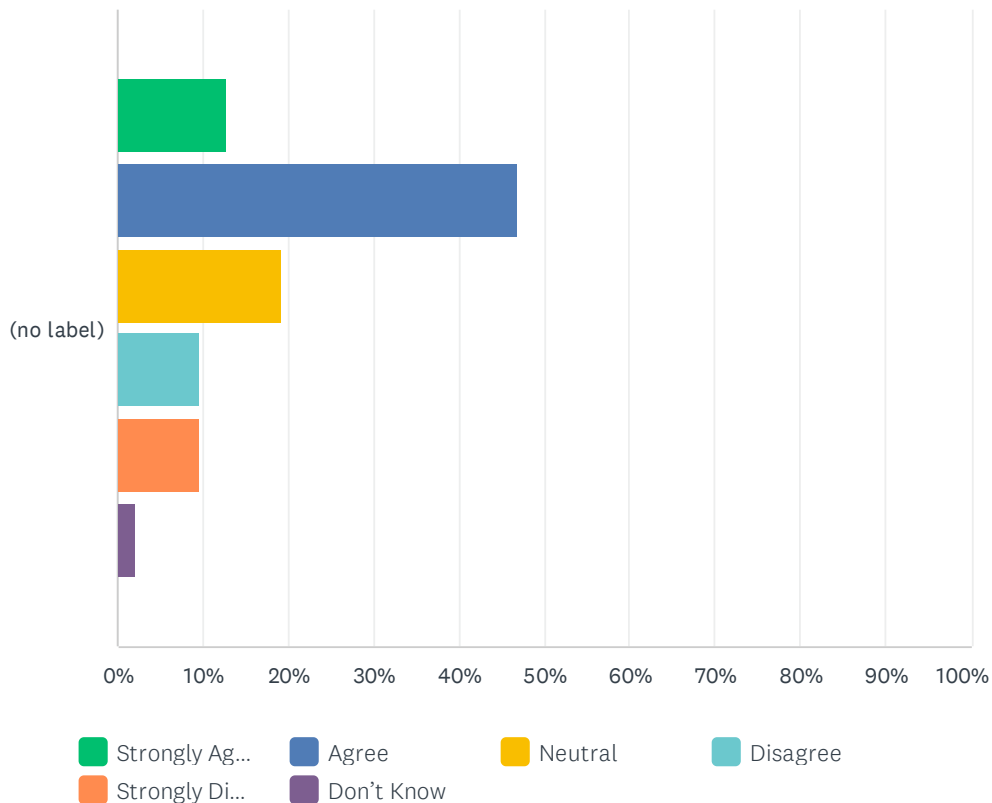
Answered: 95 Skipped: 0



	STRONGLY AGREE	AGREE	NEUTRAL	DISAGREE	STRONGLY DISAGREE	DON'T KNOW	TOTAL	WEIGHTED AVERAGE
(no label)	17.89% 17	42.11% 40	20.00% 19	11.58% 11	6.32% 6	2.11% 2	95	3.47

Q20 Rosary Academy administration finds ways to help faculty, staff, students, and parents collaborate in striving for excellence in all aspects of the school.

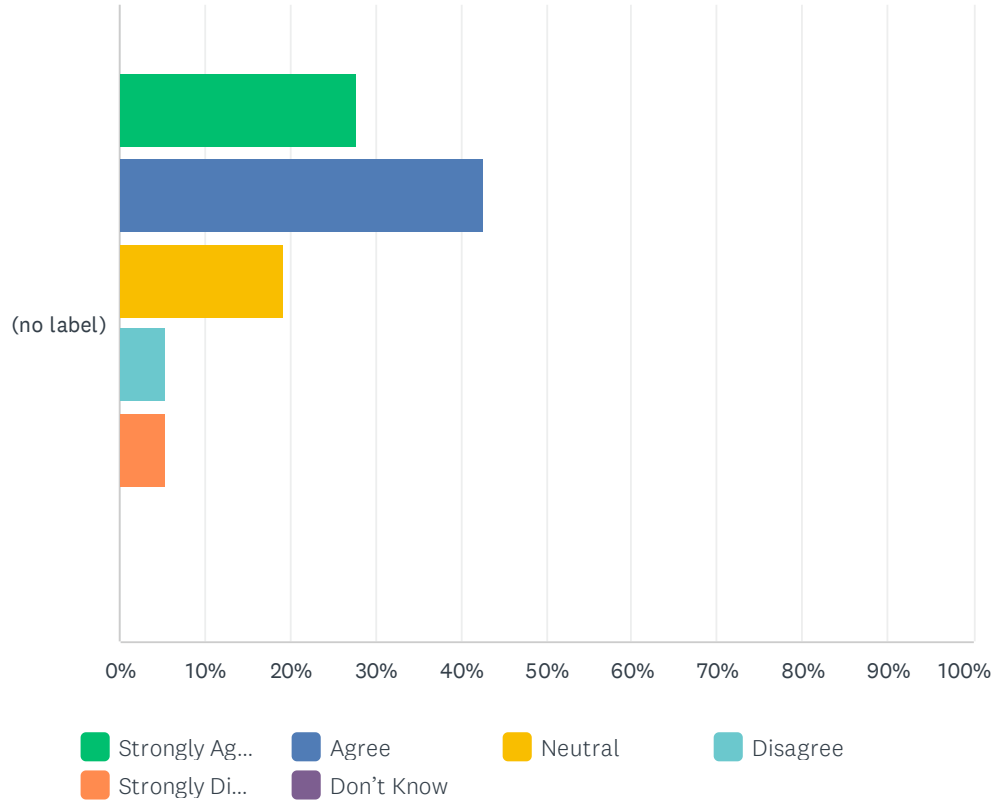
Answered: 94 Skipped: 1



	STRONGLY AGREE	AGREE	NEUTRAL	DISAGREE	STRONGLY DISAGREE	DON'T KNOW	TOTAL	WEIGHTED AVERAGE
(no label)	12.77% 12	46.81% 44	19.15% 18	9.57% 9	9.57% 9	2.13% 2	94	3.37

Q21 Rosary Academy has a challenging curriculum infused with Gospel values that prepare students for college, work, and life.

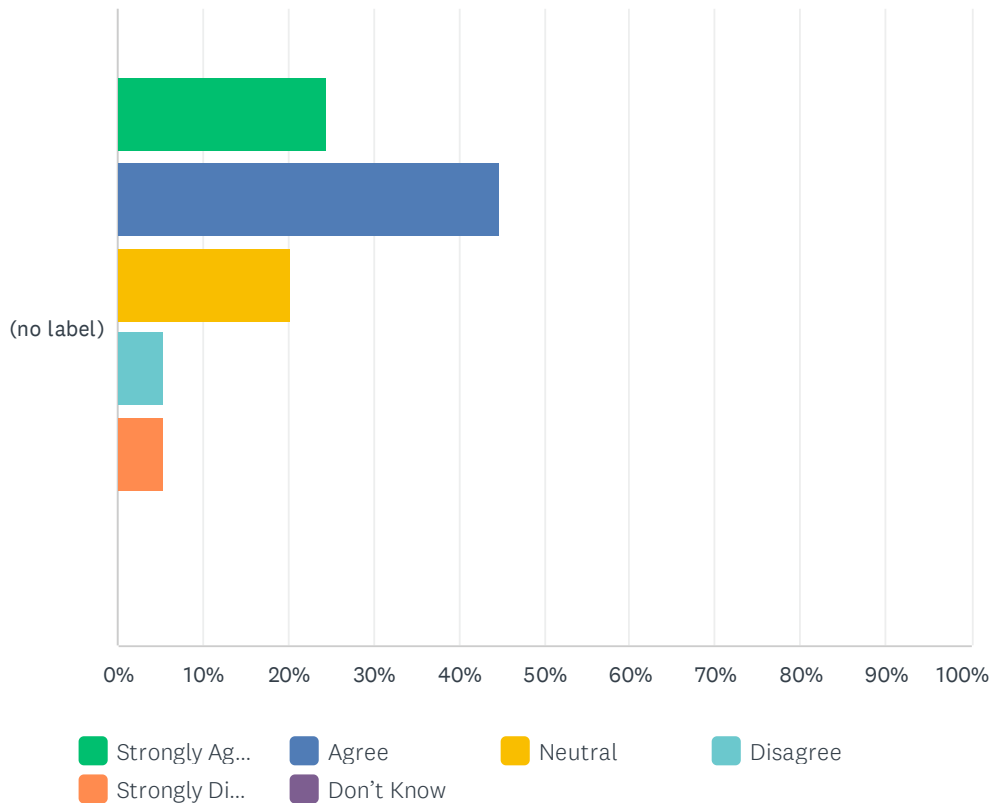
Answered: 94 Skipped: 1



	STRONGLY AGREE	AGREE	NEUTRAL	DISAGREE	STRONGLY DISAGREE	DON'T KNOW	TOTAL	WEIGHTED AVERAGE
(no label)	27.66%	42.55%	19.15%	5.32%	5.32%	0.00%	94	3.82
	26	40	18	5	5	0		

Q22 The curriculum at Rosary Academy prepares students to be capable and critical users of media and technology.

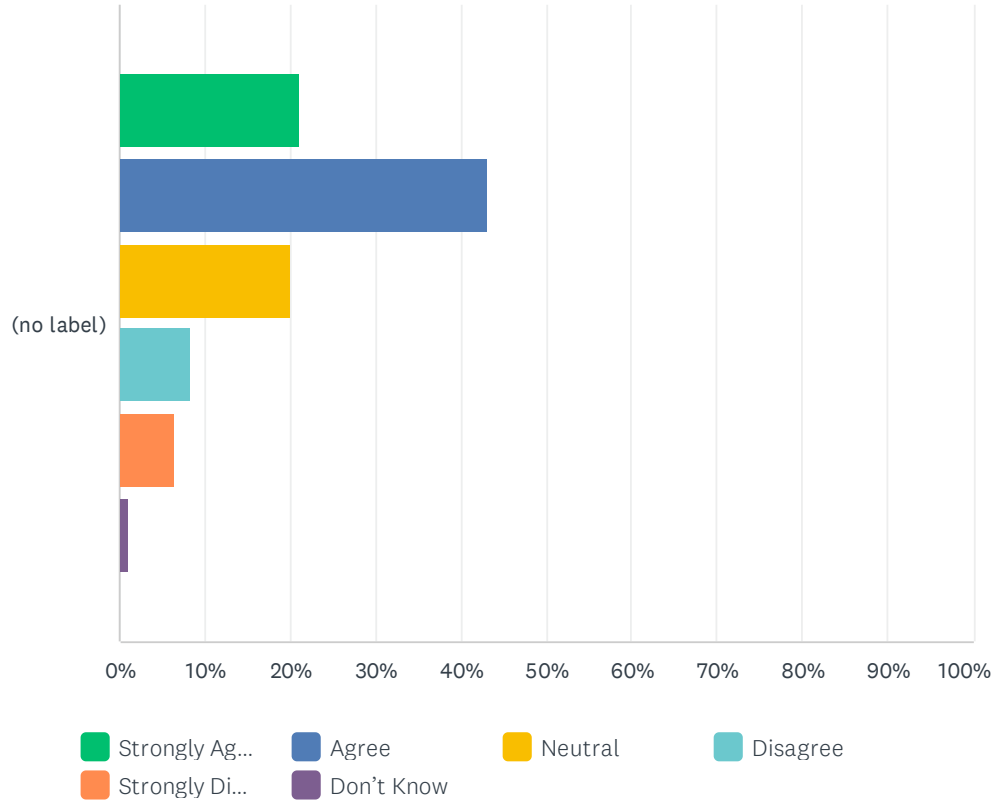
Answered: 94 Skipped: 1



	STRONGLY AGREE	AGREE	NEUTRAL	DISAGREE	STRONGLY DISAGREE	DON'T KNOW	TOTAL	WEIGHTED AVERAGE
(no label)	24.47%	44.68%	20.21%	5.32%	5.32%	0.00%	94	3.78
	23	42	19	5	5	0		

Q23 The curriculum and instruction at Rosary Academy prepares students to be capable and critical users of media and technology.

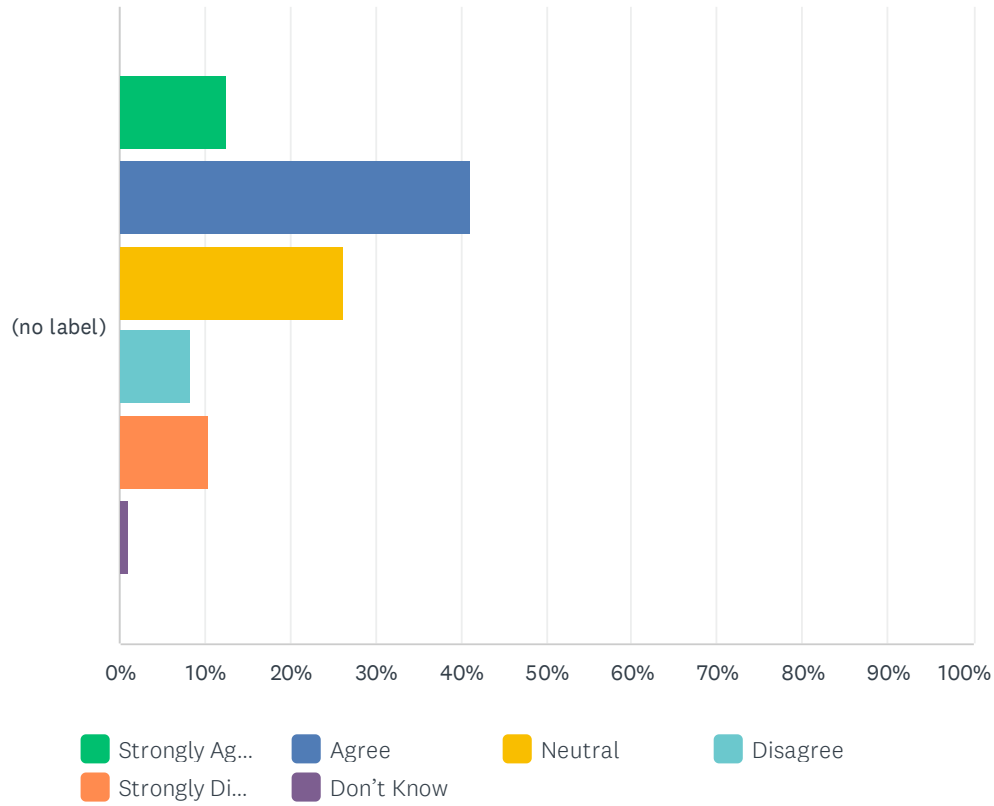
Answered: 95 Skipped: 0



	STRONGLY AGREE	AGREE	NEUTRAL	DISAGREE	STRONGLY DISAGREE	DON'T KNOW	TOTAL	WEIGHTED AVERAGE
(no label)	21.05% 20	43.16% 41	20.00% 19	8.42% 8	6.32% 6	1.05% 1	95	3.61

Q24 Teachers use effective instruction to deliver the curriculum.

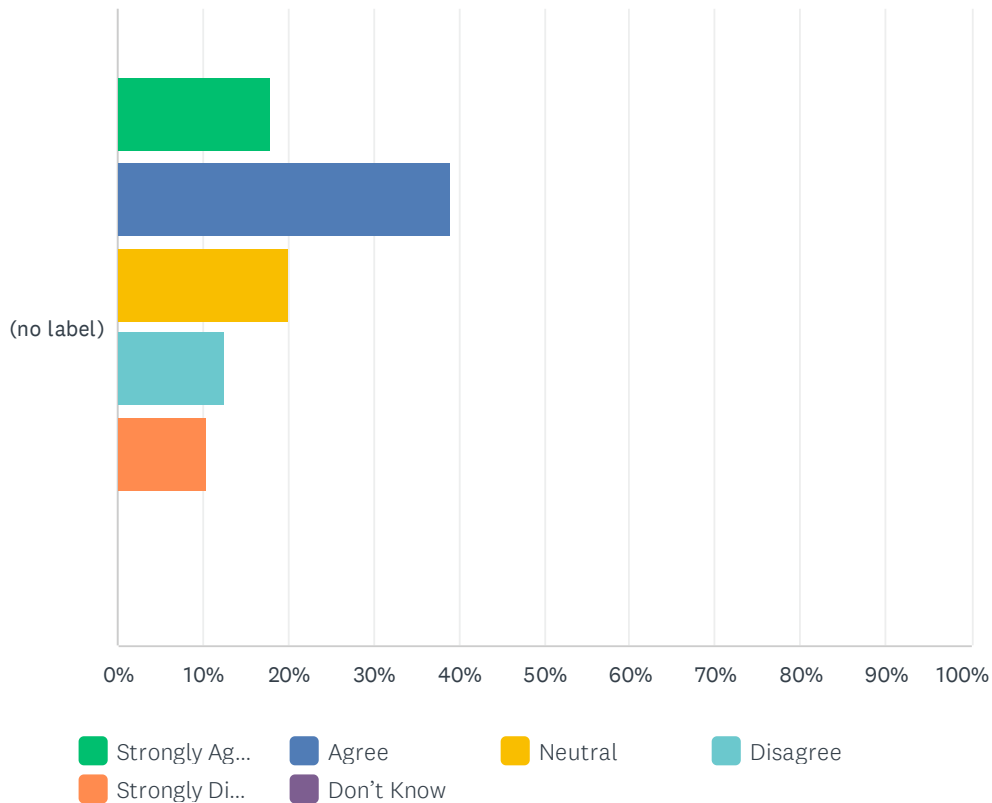
Answered: 95 Skipped: 0



	STRONGLY AGREE	AGREE	NEUTRAL	DISAGREE	STRONGLY DISAGREE	DON'T KNOW	TOTAL	WEIGHTED AVERAGE
(no label)	12.63% 12	41.05% 39	26.32% 25	8.42% 8	10.53% 10	1.05% 1	95	3.34

Q25 At Rosary Academy, teachers use different teaching approaches to meet the diverse needs of all students.

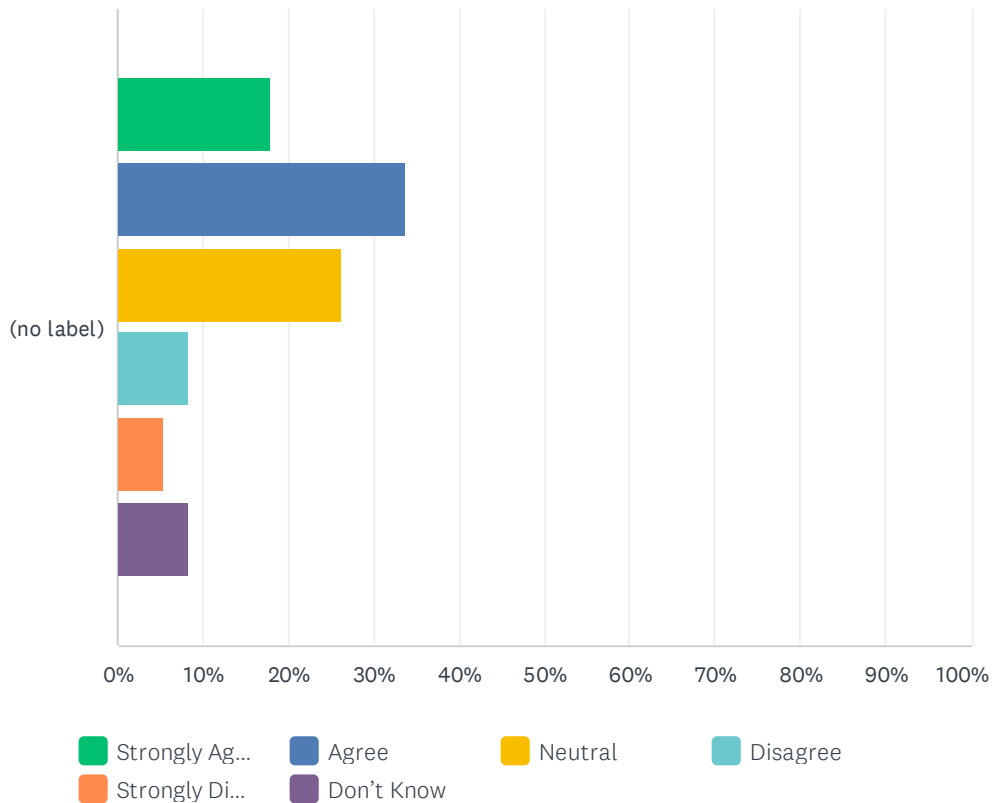
Answered: 95 Skipped: 0



	STRONGLY AGREE	AGREE	NEUTRAL	DISAGREE	STRONGLY DISAGREE	DON'T KNOW	TOTAL	WEIGHTED AVERAGE
(no label)	17.89% 17	38.95% 37	20.00% 19	12.63% 12	10.53% 10	0.00% 0	95	3.41

Q26 At Rosary Academy, teachers work together to help each other become better teachers.

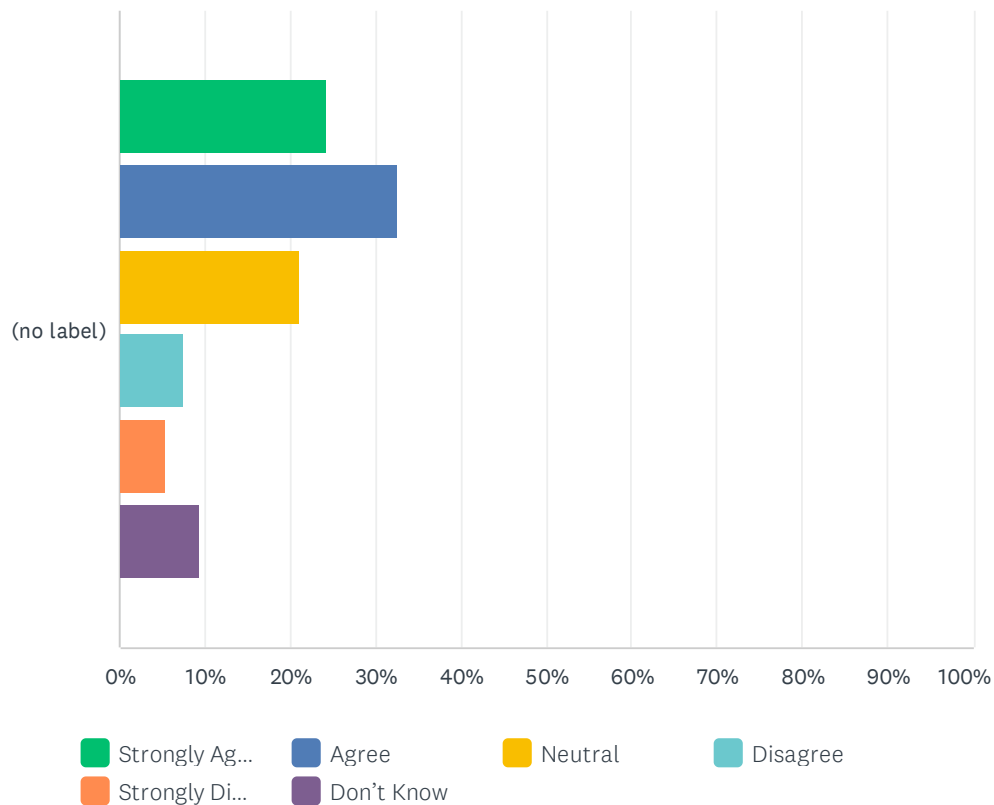
Answered: 95 Skipped: 0



	STRONGLY AGREE	AGREE	NEUTRAL	DISAGREE	STRONGLY DISAGREE	DON'T KNOW	TOTAL	WEIGHTED AVERAGE
(no label)	17.89% 17	33.68% 32	26.32% 25	8.42% 8	5.26% 5	8.42% 8	95	3.25

Q27 At Rosary Academy, all administrators, faculty, and staff engage in ongoing professional development.

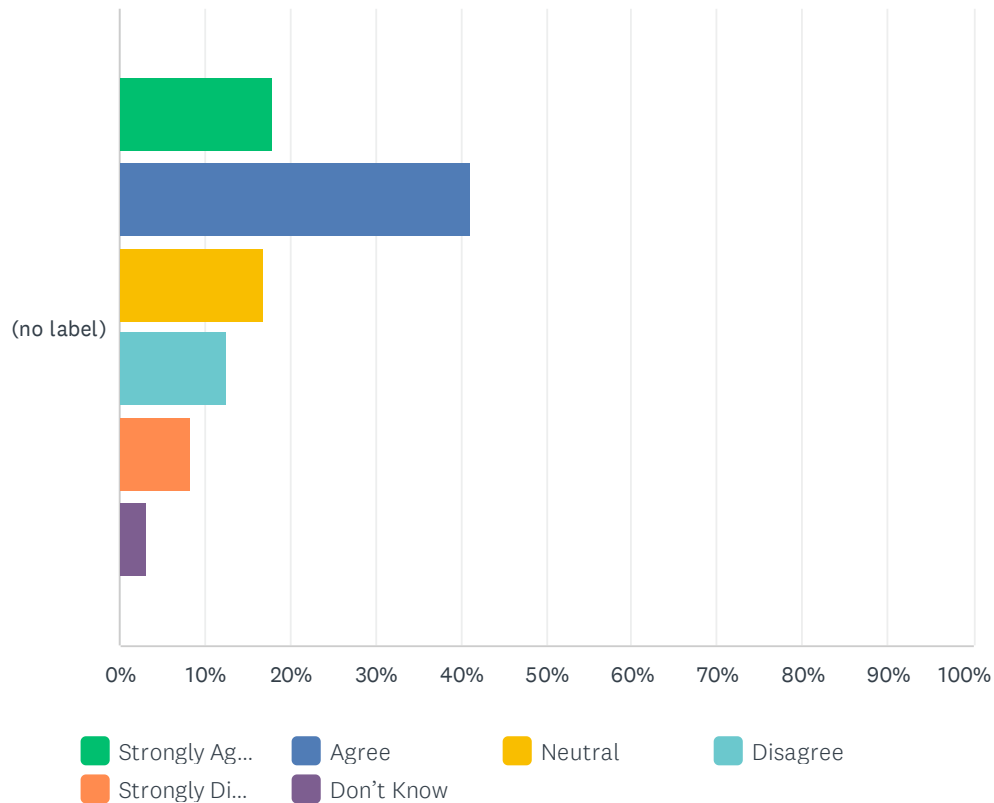
Answered: 95 Skipped: 0



	STRONGLY AGREE	AGREE	NEUTRAL	DISAGREE	STRONGLY DISAGREE	DON'T KNOW	TOTAL	WEIGHTED AVERAGE
(no label)	24.21% 23	32.63% 31	21.05% 20	7.37% 7	5.26% 5	9.47% 9	95	3.35

Q28 At Rosary Academy, teachers follow school-wide policies and procedures to fairly evaluate and communicate student performance.

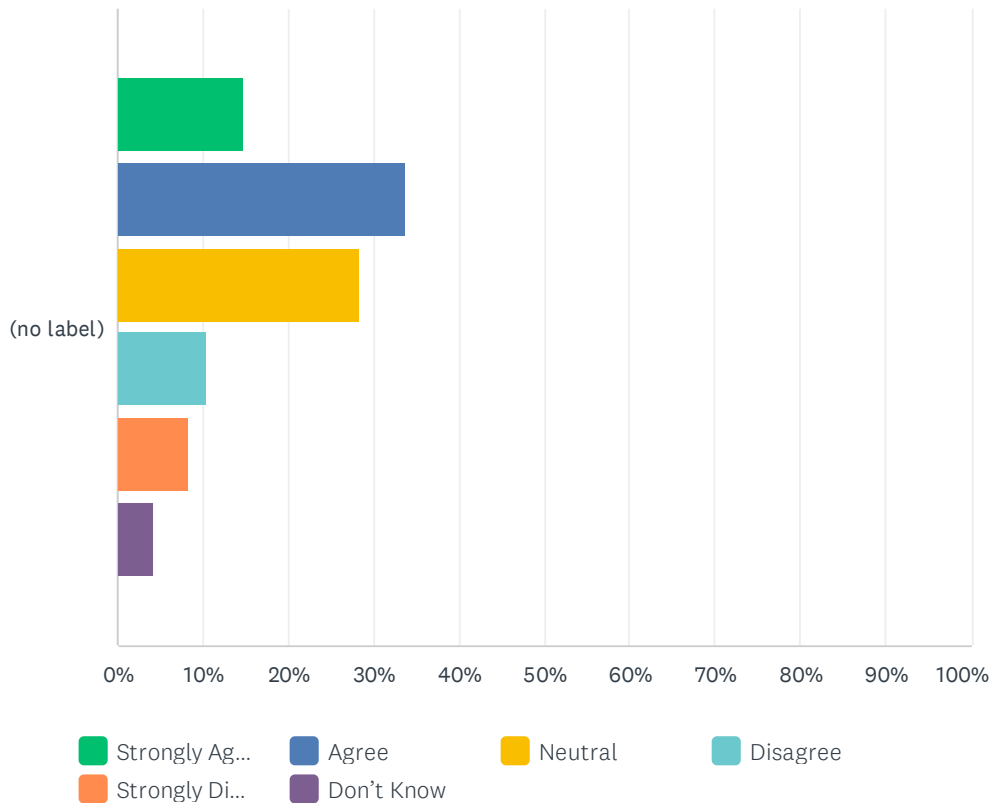
Answered: 95 Skipped: 0



	STRONGLY AGREE	AGREE	NEUTRAL	DISAGREE	STRONGLY DISAGREE	DON'T KNOW	TOTAL	WEIGHTED AVERAGE
(no label)	17.89% 17	41.05% 39	16.84% 16	12.63% 12	8.42% 8	3.16% 3	95	3.38

Q29 At Rosary Academy, teachers work together to use data on student performance to review and improve courses and instruction.

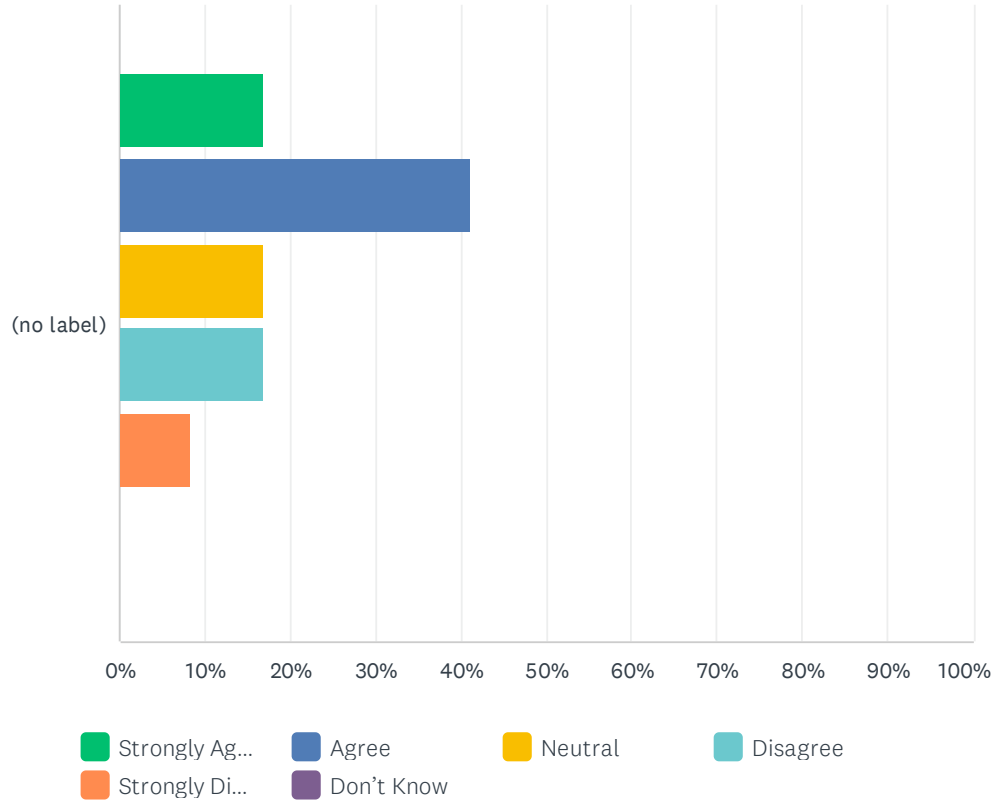
Answered: 95 Skipped: 0



	STRONGLY AGREE	AGREE	NEUTRAL	DISAGREE	STRONGLY DISAGREE	DON'T KNOW	TOTAL	WEIGHTED AVERAGE
(no label)	14.74%	33.68%	28.42%	10.53%	8.42%	4.21%	95	3.23
	14	32	27	10	8	4		

Q30 Teachers vary the types of assessments they use to monitor individual and class-wide student learning.

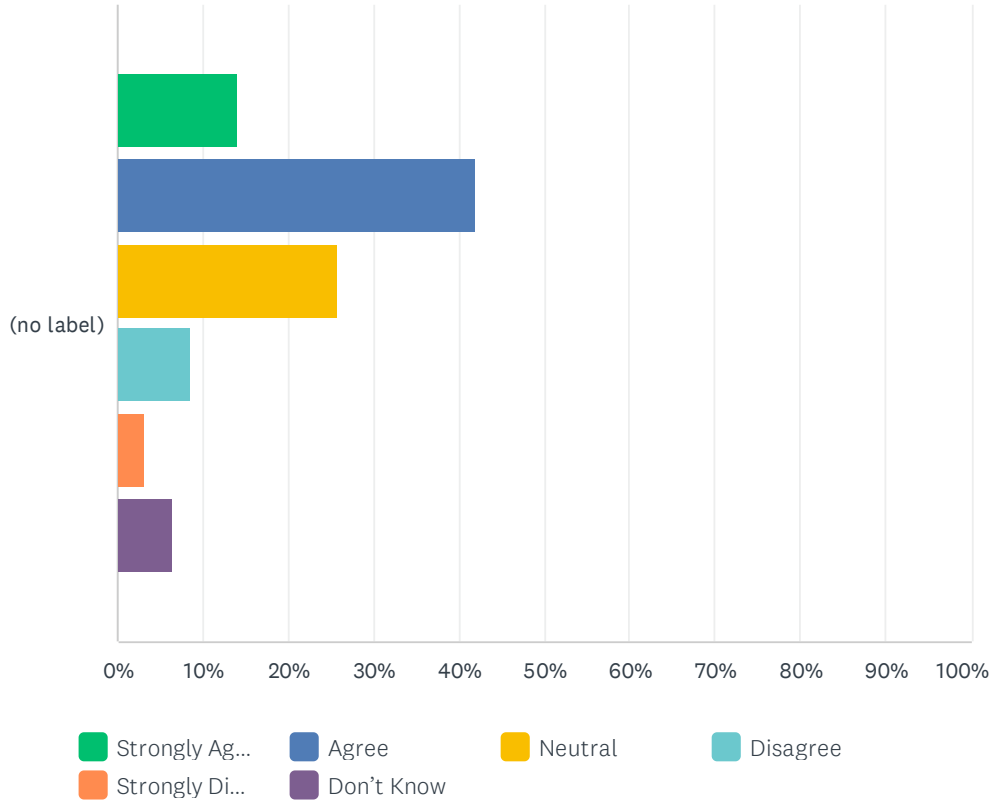
Answered: 95 Skipped: 0



	STRONGLY AGREE	AGREE	NEUTRAL	DISAGREE	STRONGLY DISAGREE	DON'T KNOW	TOTAL	WEIGHTED AVERAGE
(no label)	16.84% 16	41.05% 39	16.84% 16	16.84% 16	8.42% 8	0.00% 0	95	3.41

Q31 Rosary Academy communicates how well students achieve compared to similar students locally and/or nationally.

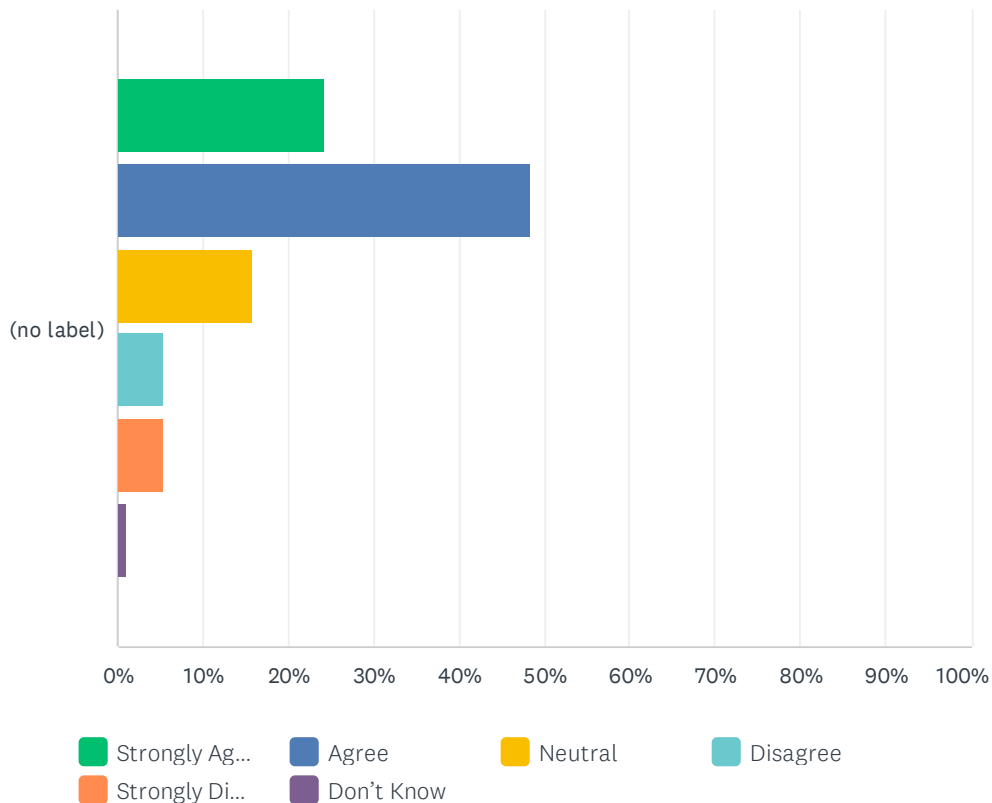
Answered: 93 Skipped: 2



	STRONGLY AGREE	AGREE	NEUTRAL	DISAGREE	STRONGLY DISAGREE	DON'T KNOW	TOTAL	WEIGHTED AVERAGE
(no label)	13.98% 13	41.94% 39	25.81% 24	8.60% 8	3.23% 3	6.45% 6	93	3.35

Q32 Rosary Academy provides programs and services that help students successfully complete the school program (for example, guidance and resource programs).

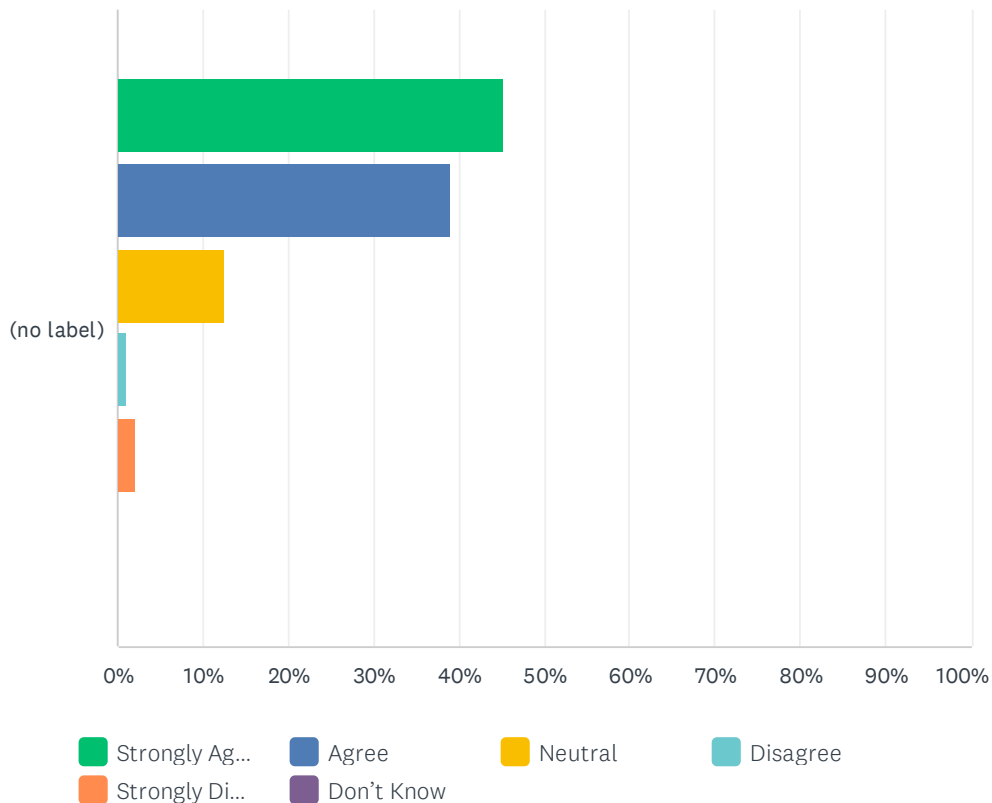
Answered: 95 Skipped: 0



	STRONGLY AGREE	AGREE	NEUTRAL	DISAGREE	STRONGLY DISAGREE	DON'T KNOW	TOTAL	WEIGHTED AVERAGE
(no label)	24.21% 23	48.42% 46	15.79% 15	5.26% 5	5.26% 5	1.05% 1	95	3.78

Q33 Rosary Academy provides co-curricular and extra-curricular programs for students to develop their gifts and talents and enhance their creative, artistic, social/emotional, physical, and spiritual potential.

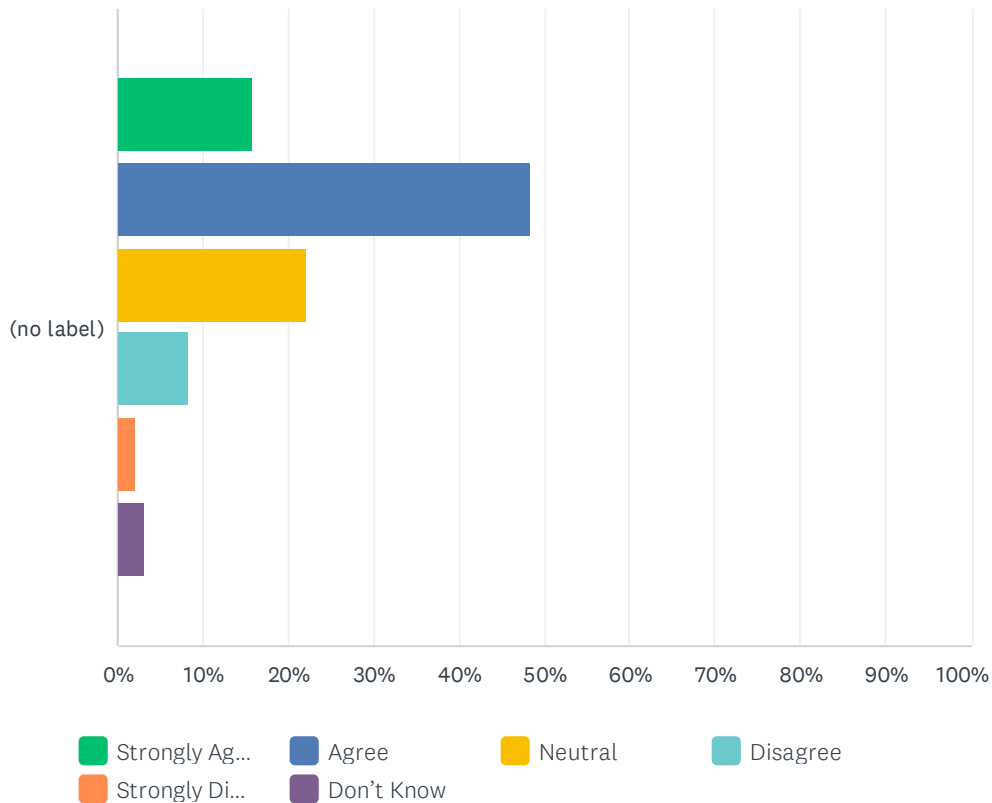
Answered: 95 Skipped: 0



	STRONGLY AGREE	AGREE	NEUTRAL	DISAGREE	STRONGLY DISAGREE	DON'T KNOW	TOTAL	WEIGHTED AVERAGE
(no label)	45.26%	38.95%	12.63%	1.05%	2.11%	0.00%	95	4.24
	43	37	12	1	2	0		

Q34 Rosary Academy provides opportunities for parents/guardians to be involved in the education of their students.

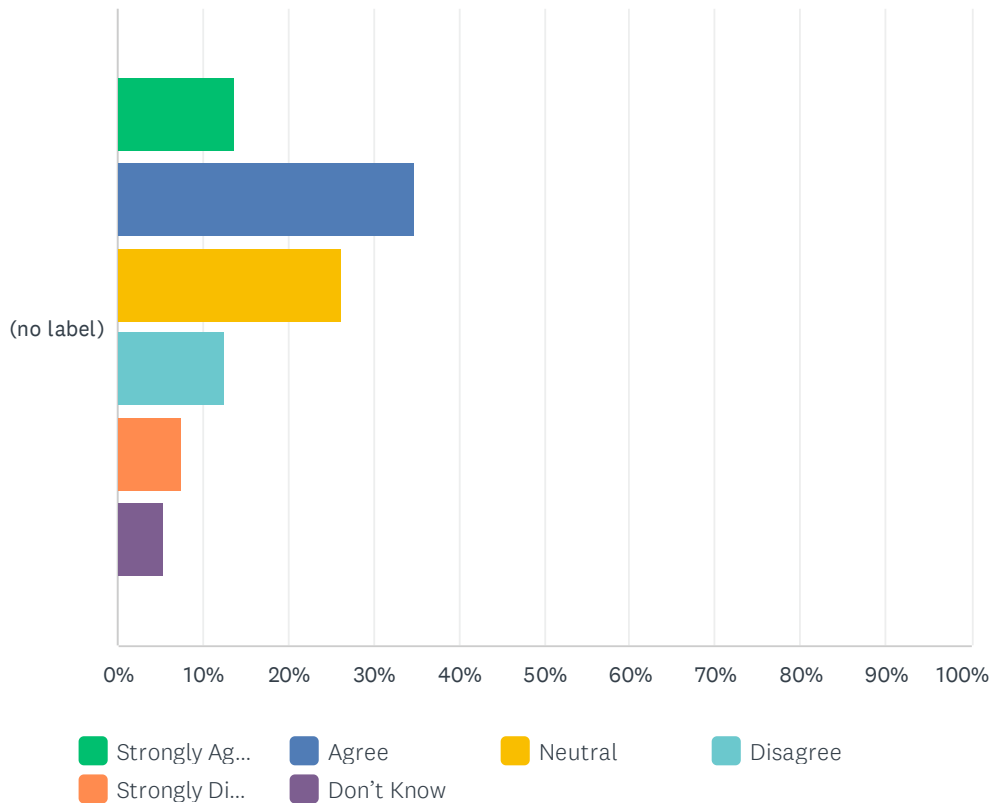
Answered: 95 Skipped: 0



	STRONGLY AGREE	AGREE	NEUTRAL	DISAGREE	STRONGLY DISAGREE	DON'T KNOW	TOTAL	WEIGHTED AVERAGE
(no label)	15.79%	48.42%	22.11%	8.42%	2.11%	3.16%	95	3.58
	15	46	21	8	2	3		

Q35 Rosary Academy treats everyone who works at the school with consistency, fairness, and justice.

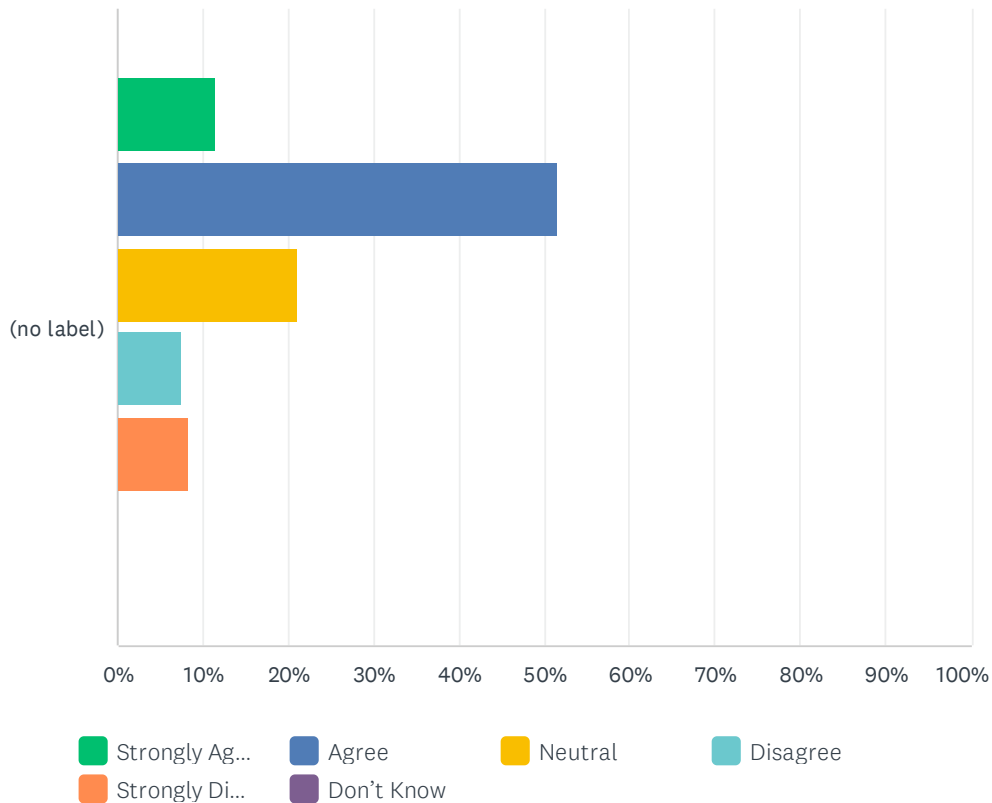
Answered: 95 Skipped: 0



	STRONGLY AGREE	AGREE	NEUTRAL	DISAGREE	STRONGLY DISAGREE	DON'T KNOW	TOTAL	WEIGHTED AVERAGE
(no label)	13.68%	34.74%	26.32%	12.63%	7.37%	5.26%	95	3.19
	13	33	25	12	7	5		

Q36 Rosary Academy manages facilities, equipment, and technology in ways that enhance teaching and learning.

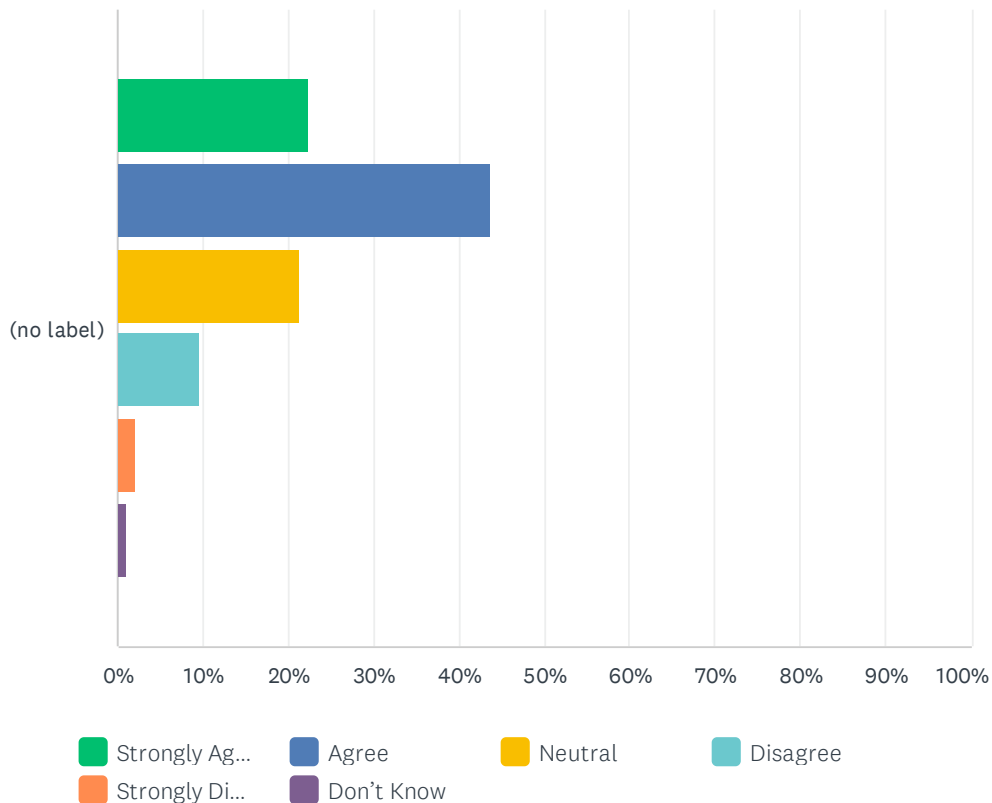
Answered: 95 Skipped: 0



	STRONGLY AGREE	AGREE	NEUTRAL	DISAGREE	STRONGLY DISAGREE	DON'T KNOW	TOTAL	WEIGHTED AVERAGE
(no label)	11.58%	51.58%	21.05%	7.37%	8.42%	0.00%	95	3.51
	11	49	20	7	8	0		

Q37 Rosary Academy uses different ways to communicate all that is happening in our school to parents/guardians, the school community, and beyond.

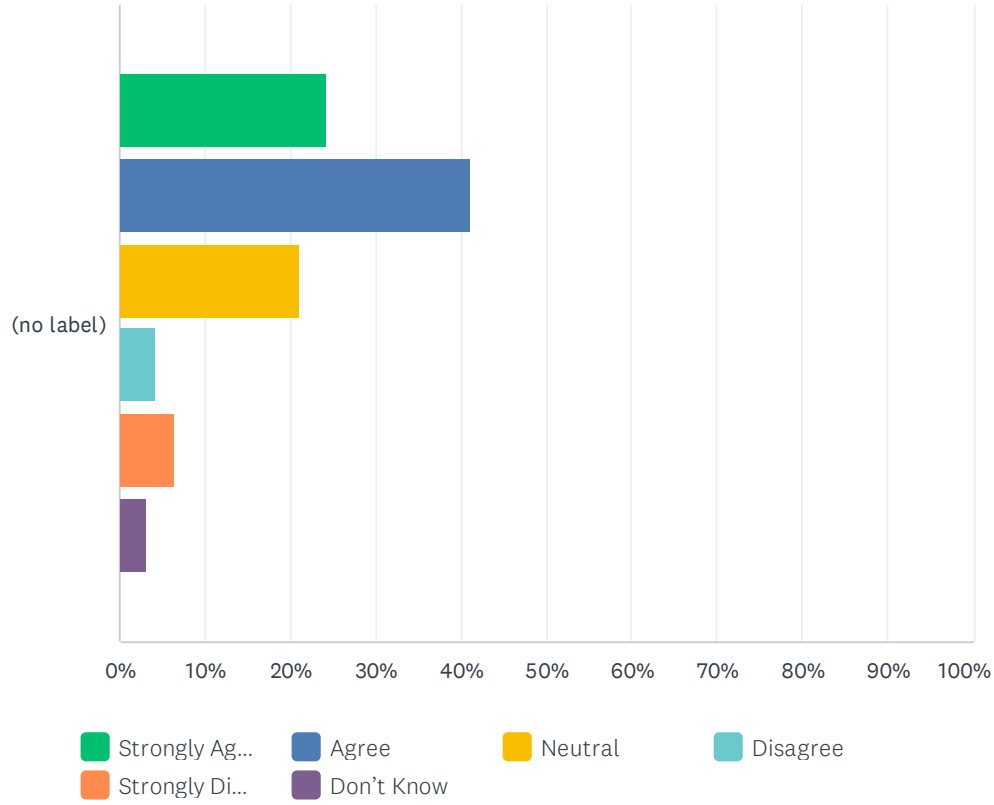
Answered: 94 Skipped: 1



	STRONGLY AGREE	AGREE	NEUTRAL	DISAGREE	STRONGLY DISAGREE	DON'T KNOW	TOTAL	WEIGHTED AVERAGE
(no label)	22.34% 21	43.62% 41	21.28% 20	9.57% 9	2.13% 2	1.06% 1	94	3.71

Q38 Rosary Academy does a good job of attracting new students to our school.

Answered: 95 Skipped: 0



	STRONGLY AGREE	AGREE	NEUTRAL	DISAGREE	STRONGLY DISAGREE	DON'T KNOW	TOTAL	WEIGHTED AVERAGE
(no label)	24.21% 23	41.05% 39	21.05% 20	4.21% 4	6.32% 6	3.16% 3	95	3.63

Q39 Please identify 3 of the school's areas of strength.

Answered: 89 Skipped: 6

Q40 Please identify 3 of the areas of growth that you believe the school should include in the Educational Improvement Plan that will be developed as a part of this accreditation process.

Answered: 83 Skipped: 12