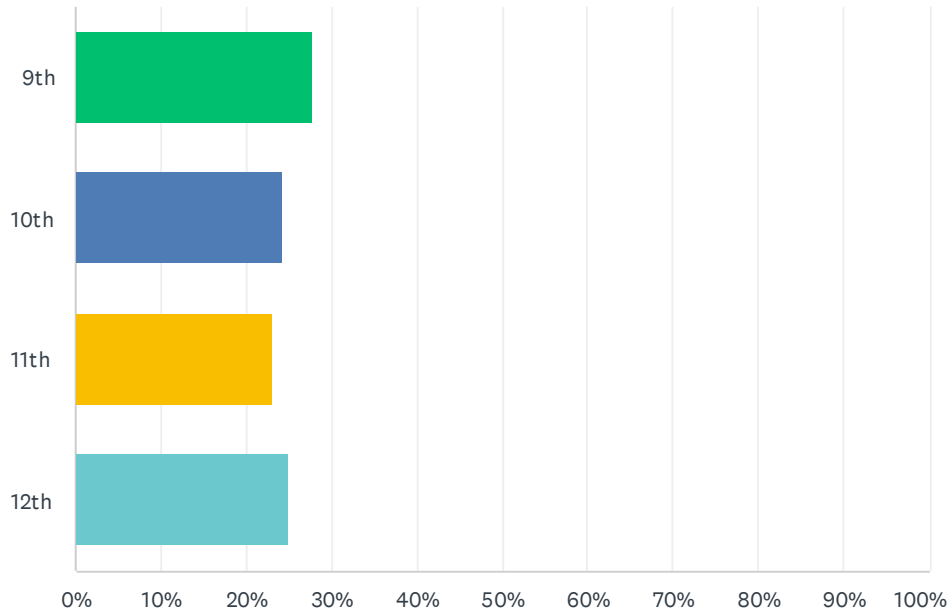


## Q1 What is your current grade level?

Answered: 382 Skipped: 0

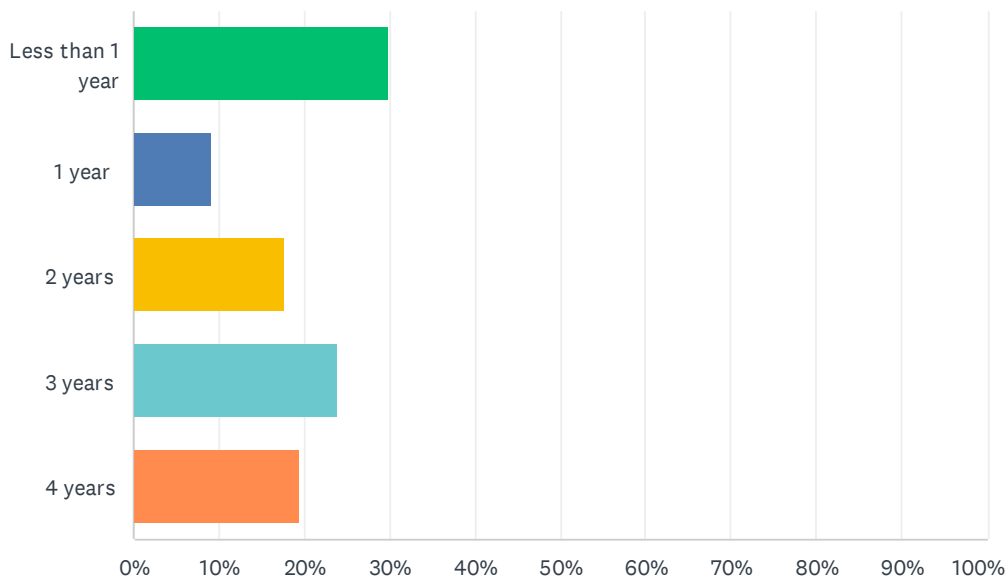


ANSWER CHOICES	RESPONSES	
9th	27.75%	106
10th	24.35%	93
11th	23.04%	88
12th	24.87%	95
TOTAL		382

## Q2 How many years have you attended Rosary?

Answered: 382 Skipped: 0

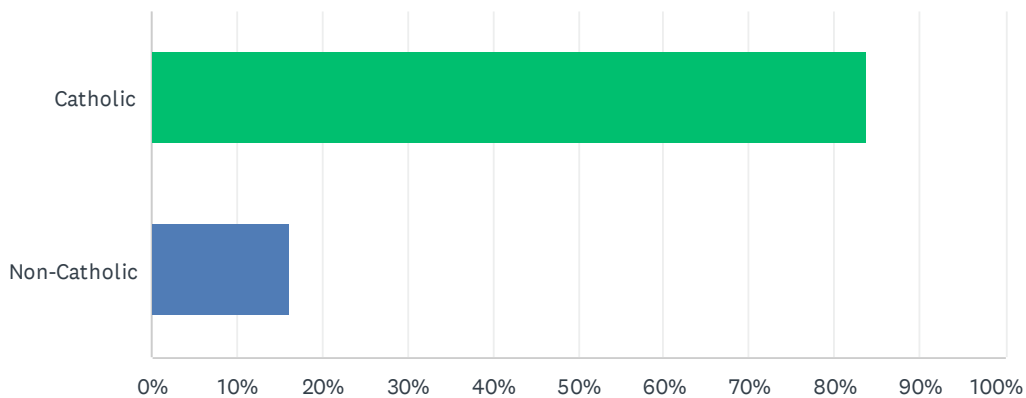
## Student SE WCEA Survey



ANSWER CHOICES	RESPONSES	
Less than 1 year	29.84%	114
1 year	9.16%	35
2 years	17.80%	68
3 years	23.82%	91
4 years	19.37%	74
TOTAL		382

## Q3 Religious Affiliation

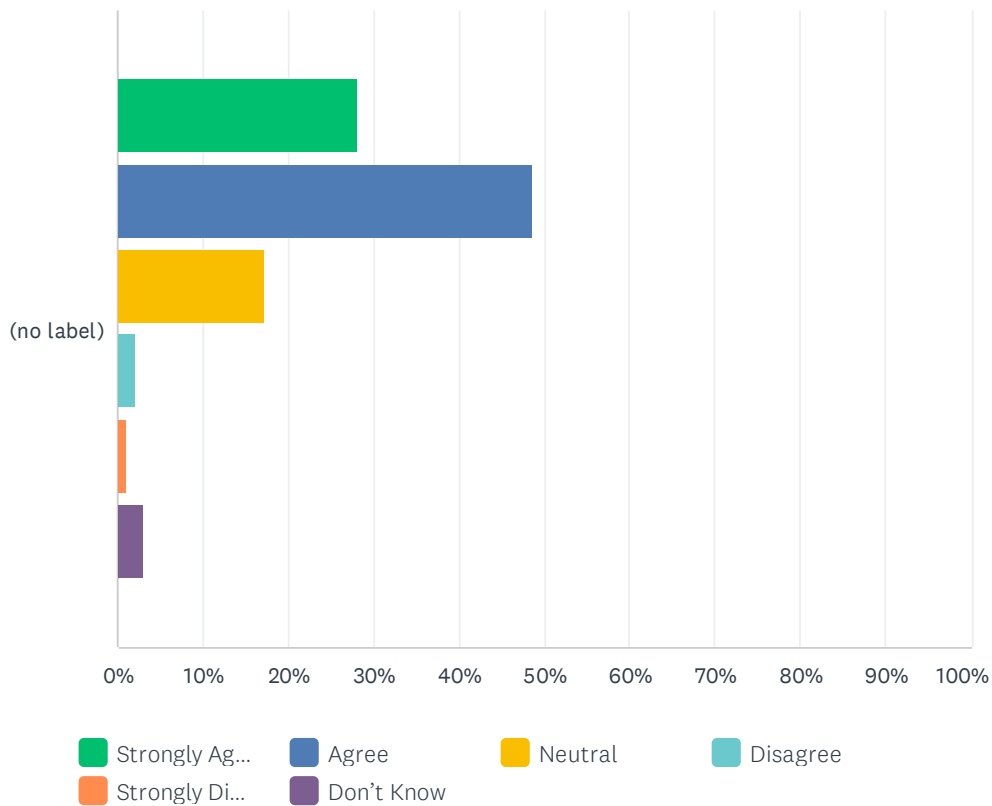
Answered: 382 Skipped: 0



ANSWER CHOICES	RESPONSES	
Catholic	83.77%	320
Non-Catholic	16.23%	62
TOTAL		382

Q4 Everyone in the Rosary Academy community- administrators, faculty, staff, students, and parents/guardians, alumnae, and supporters-knows and understands the school's mission.

Answered: 381 Skipped: 1

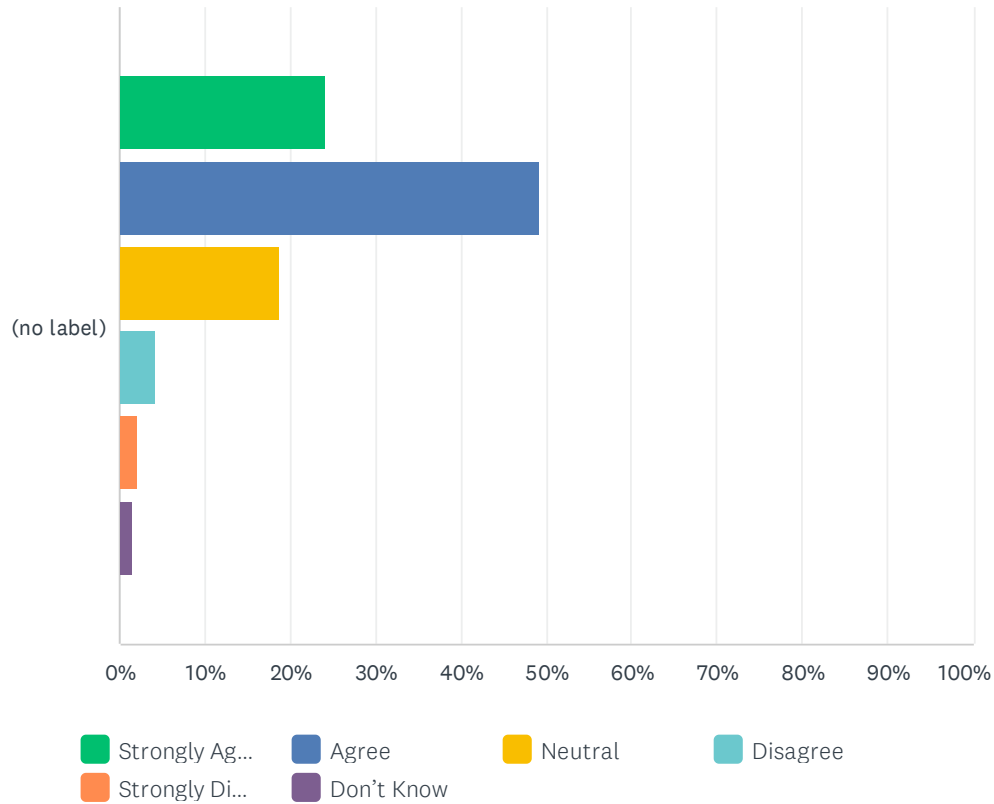


	STRONGLY AGREE	AGREE	NEUTRAL	DISAGREE	STRONGLY DISAGREE	DON'T KNOW	TOTAL	WEIGHTED AVERAGE
(no label)	28.08% 107	48.56% 185	17.32% 66	2.10% 8	1.05% 4	2.89% 11	381	3.92

Q5 Everything we do at Rosary Academy is guided and directed by our mission.

Answered: 382 Skipped: 0

### Student SE WCEA Survey

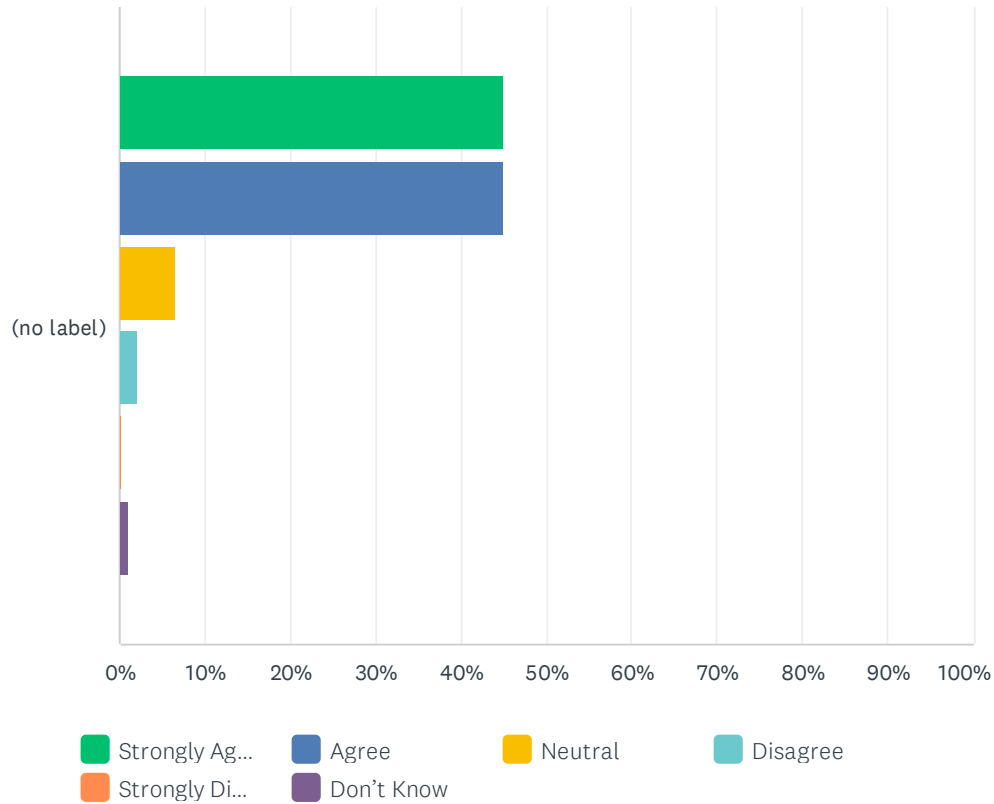


	STRONGLY AGREE	AGREE	NEUTRAL	DISAGREE	STRONGLY DISAGREE	DON'T KNOW	TOTAL	WEIGHTED AVERAGE
(no label)	24.08% 92	49.21% 188	18.85% 72	4.19% 16	2.09% 8	1.57% 6	382	3.84

**Q6 Rosary Academy's mission statement clearly expresses a commitment to Catholic identity.**

Answered: 382 Skipped: 0

Student SE WCEA Survey

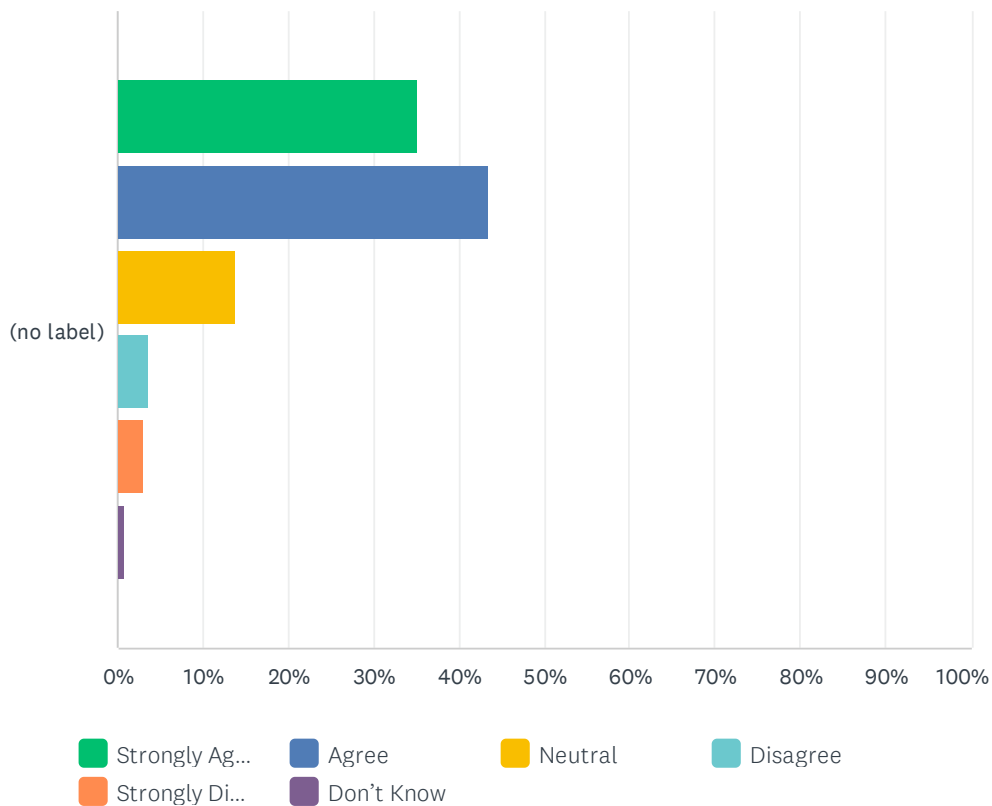


	STRONGLY AGREE	AGREE	NEUTRAL	DISAGREE	STRONGLY DISAGREE	DON'T KNOW	TOTAL	WEIGHTED AVERAGE
(no label)	45.03% 172	45.03% 172	6.54% 25	2.09% 8	0.26% 1	1.05% 4	382	4.29

Q7 Rosary Academy provides an academically rigorous Catholic religion program taught by qualified teachers.

Answered: 381 Skipped: 1

Student SE WCEA Survey

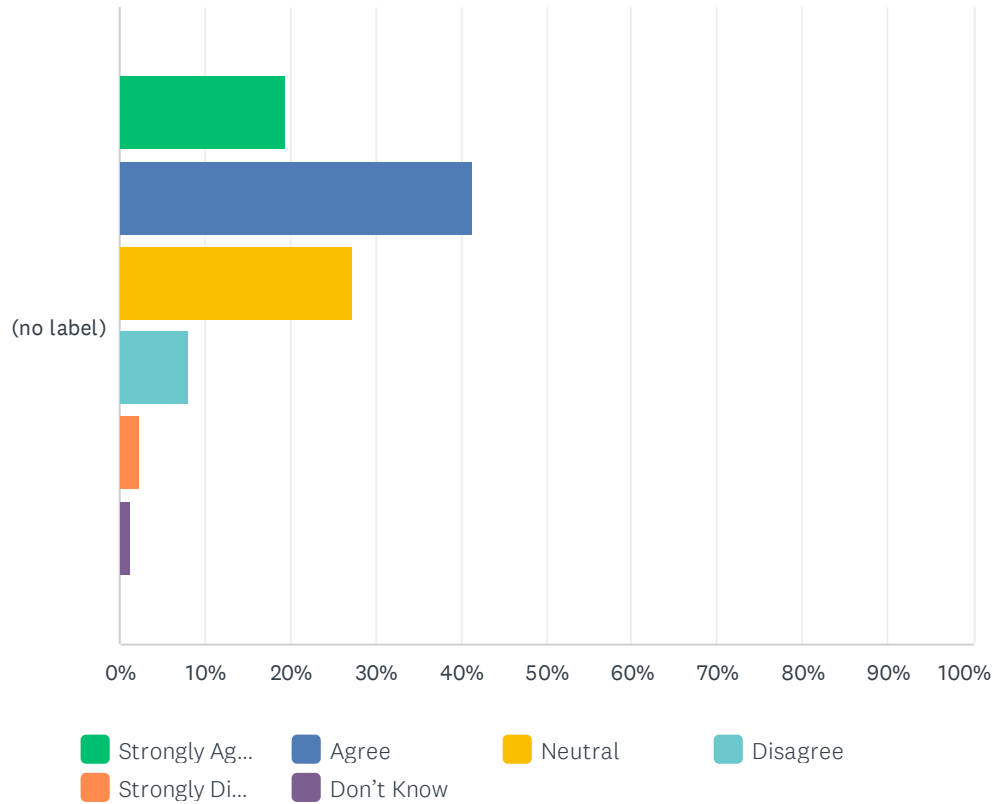


	STRONGLY AGREE	AGREE	NEUTRAL	DISAGREE	STRONGLY DISAGREE	DON'T KNOW	TOTAL	WEIGHTED AVERAGE
(no label)	35.17% 134	43.57% 166	13.91% 53	3.67% 14	2.89% 11	0.79% 3	381	4.02

Q8 In all subjects, teachers help students think critically and ethically about the world around them, using the lens of Gospel values and Catholic doctrine and beliefs.

Answered: 381 Skipped: 1

### Student SE WCEA Survey

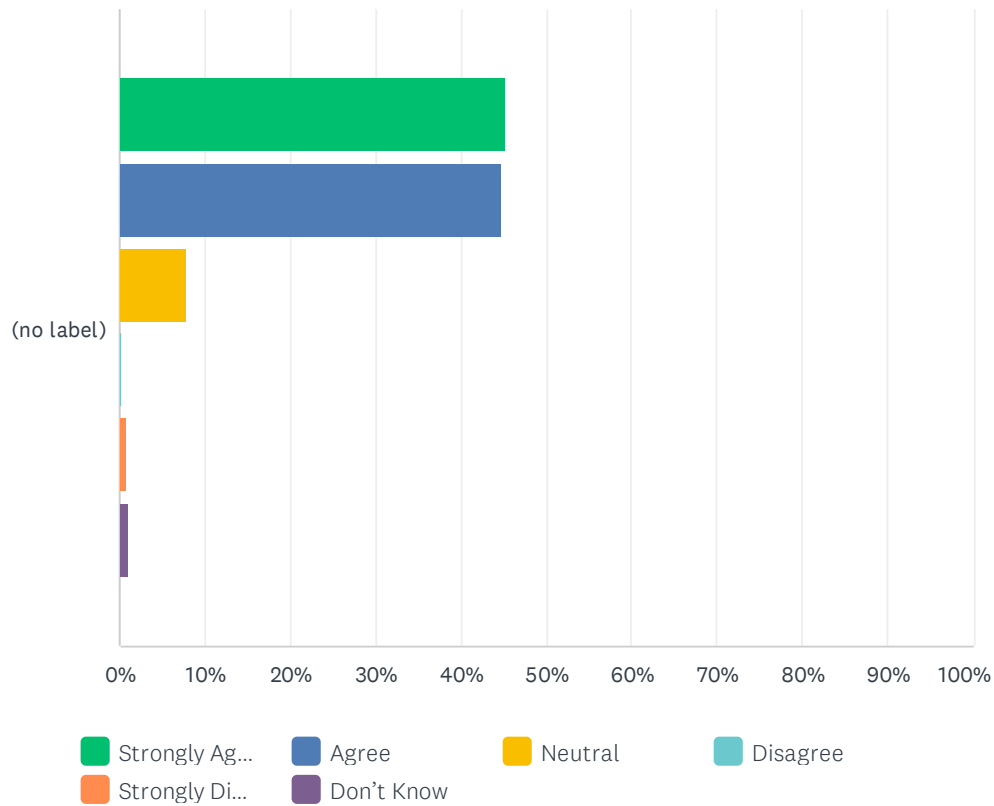


	STRONGLY AGREE	AGREE	NEUTRAL	DISAGREE	STRONGLY DISAGREE	DON'T KNOW	TOTAL	WEIGHTED AVERAGE
(no label)	19.42% 74	41.47% 158	27.30% 104	8.14% 31	2.36% 9	1.31% 5	381	3.64

Q9 Rosary Academy provides opportunities outside the classroom for students' faith formation and participation in retreats, prayer, Mass, sacraments, and other spiritual experiences.

Answered: 382 Skipped: 0

Student SE WCEA Survey



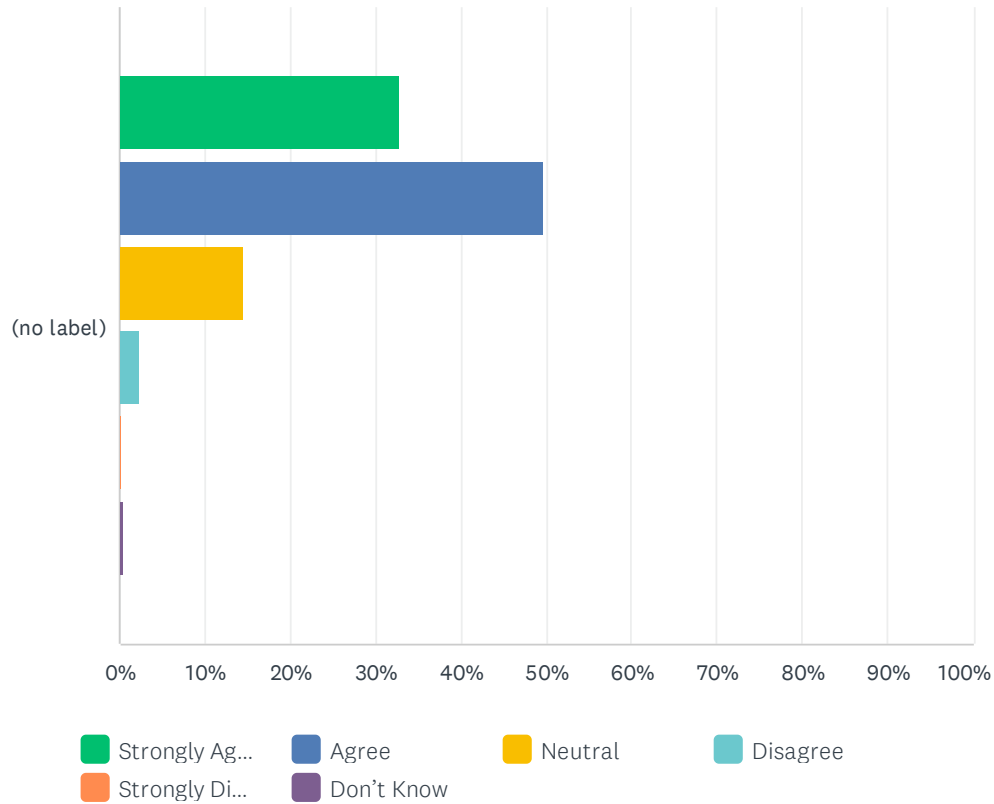
	STRONGLY AGREE	AGREE	NEUTRAL	DISAGREE	STRONGLY DISAGREE	DON'T KNOW	TOTAL	WEIGHTED AVERAGE
(no label)	45.29% 173	44.76% 171	7.85% 30	0.26% 1	0.79% 3	1.05% 4	382	4.30

Q10 Rosary Academy provides opportunities outside the classroom for students to participate in service activities.

Answered: 381 Skipped: 1



### Student SE WCEA Survey

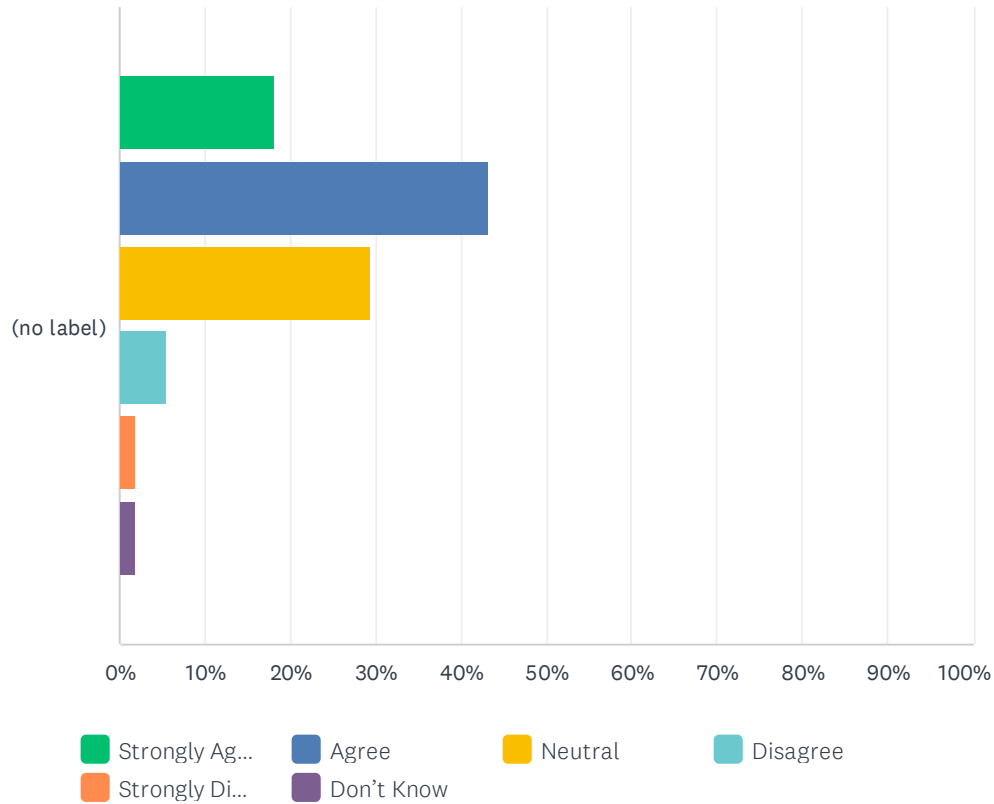


	STRONGLY AGREE	AGREE	NEUTRAL	DISAGREE	STRONGLY DISAGREE	DON'T KNOW	TOTAL	WEIGHTED AVERAGE
(no label)	32.81% 125	49.61% 189	14.44% 55	2.36% 9	0.26% 1	0.52% 2	381	4.11

**Q11 Administrators, faculty and staff serve as role models of faith and service to students.**

Answered: 381 Skipped: 1

## Student SE WCEA Survey

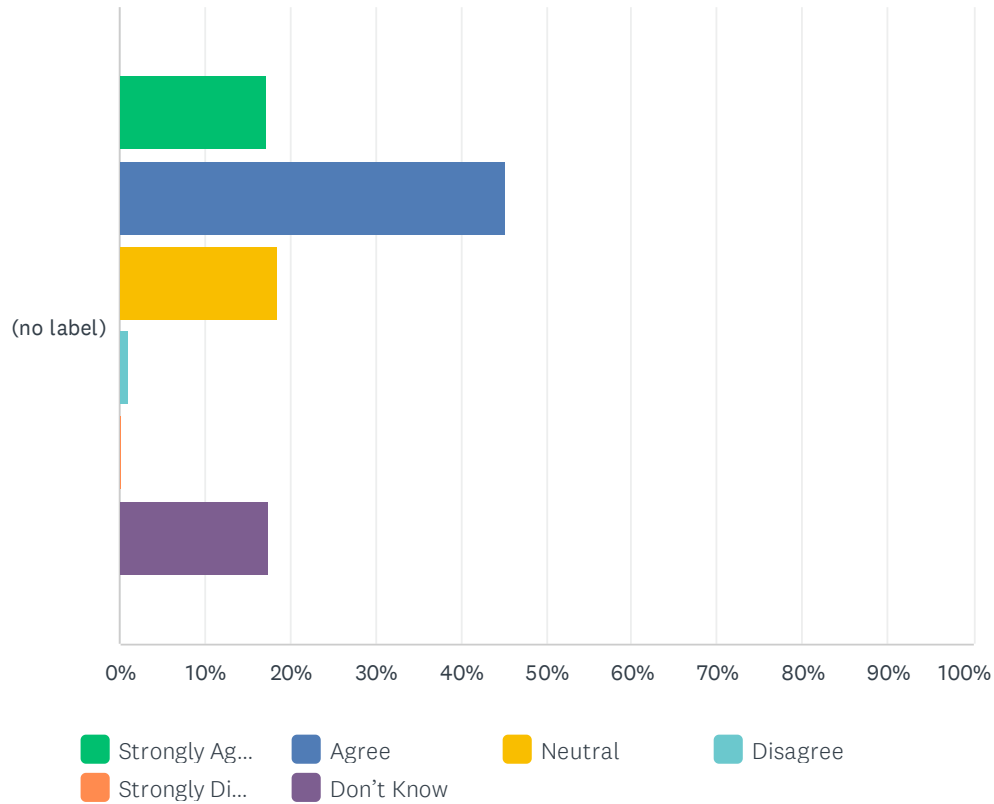


	STRONGLY AGREE	AGREE	NEUTRAL	DISAGREE	STRONGLY DISAGREE	DON'T KNOW	TOTAL	WEIGHTED AVERAGE
(no label)	18.11% 69	43.31% 165	29.40% 112	5.51% 21	1.84% 7	1.84% 7	381	3.65

**Q12 Rosary Academy provides opportunities for faith formation for faculty and staff.**

Answered: 381 Skipped: 1

### Student SE WCEA Survey

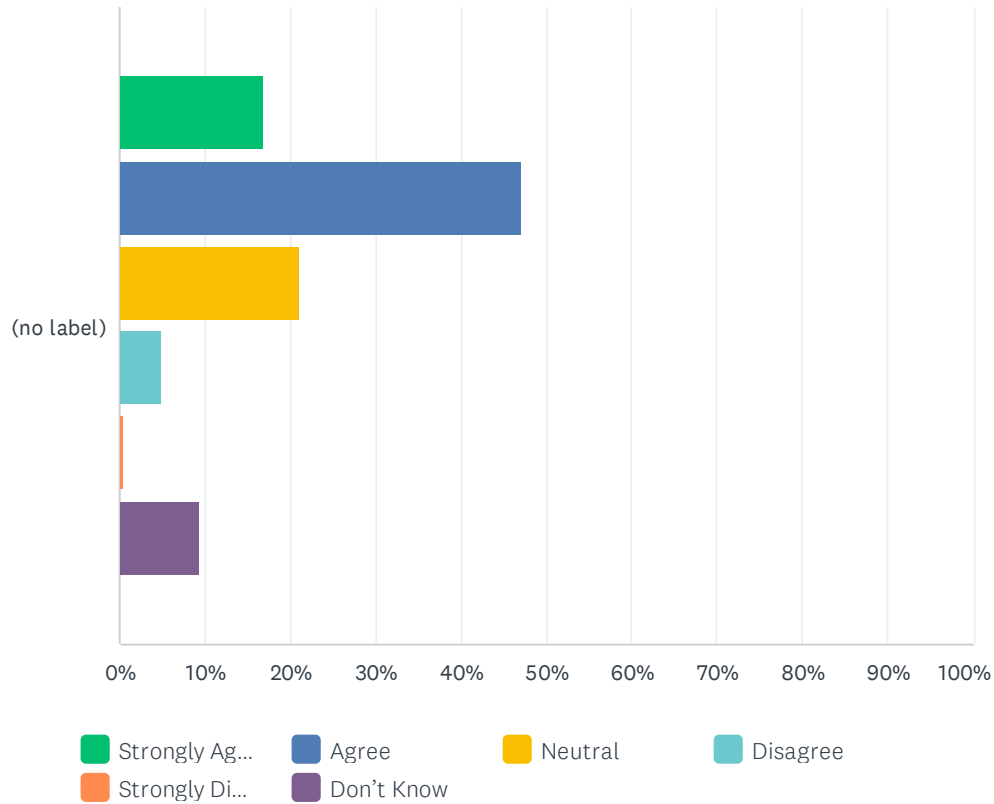


	STRONGLY AGREE	AGREE	NEUTRAL	DISAGREE	STRONGLY DISAGREE	DON'T KNOW	TOTAL	WEIGHTED AVERAGE
(no label)	17.32% 66	45.14% 172	18.64% 71	1.05% 4	0.26% 1	17.59% 67	381	3.25

Q13 Rosary Academy provides opportunities for faith formation for parents/guardians and other adult members of the school community.

Answered: 382 Skipped: 0

Student SE WCEA Survey

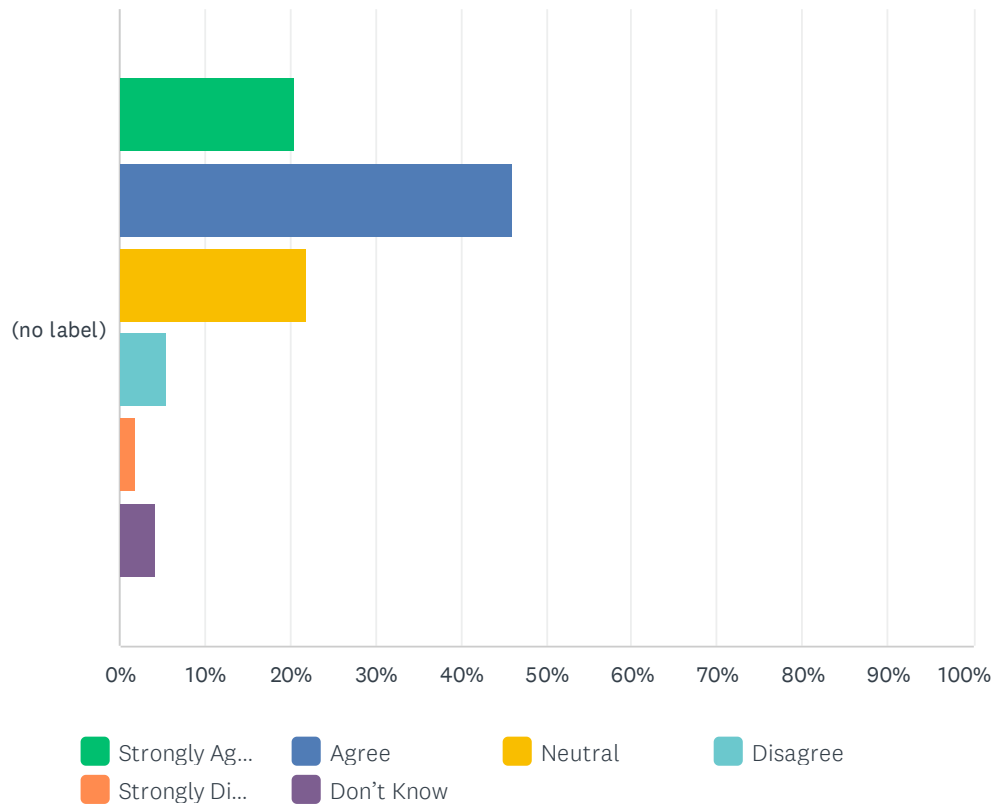


	STRONGLY AGREE	AGREE	NEUTRAL	DISAGREE	STRONGLY DISAGREE	DON'T KNOW	TOTAL	WEIGHTED AVERAGE
(no label)	16.75% 64	47.12% 180	21.20% 81	4.97% 19	0.52% 2	9.42% 36	382	3.46

Q14 Rosary Academy helps parents/guardians support the faith life of their child.

Answered: 382 Skipped: 0

Student SE WCEA Survey

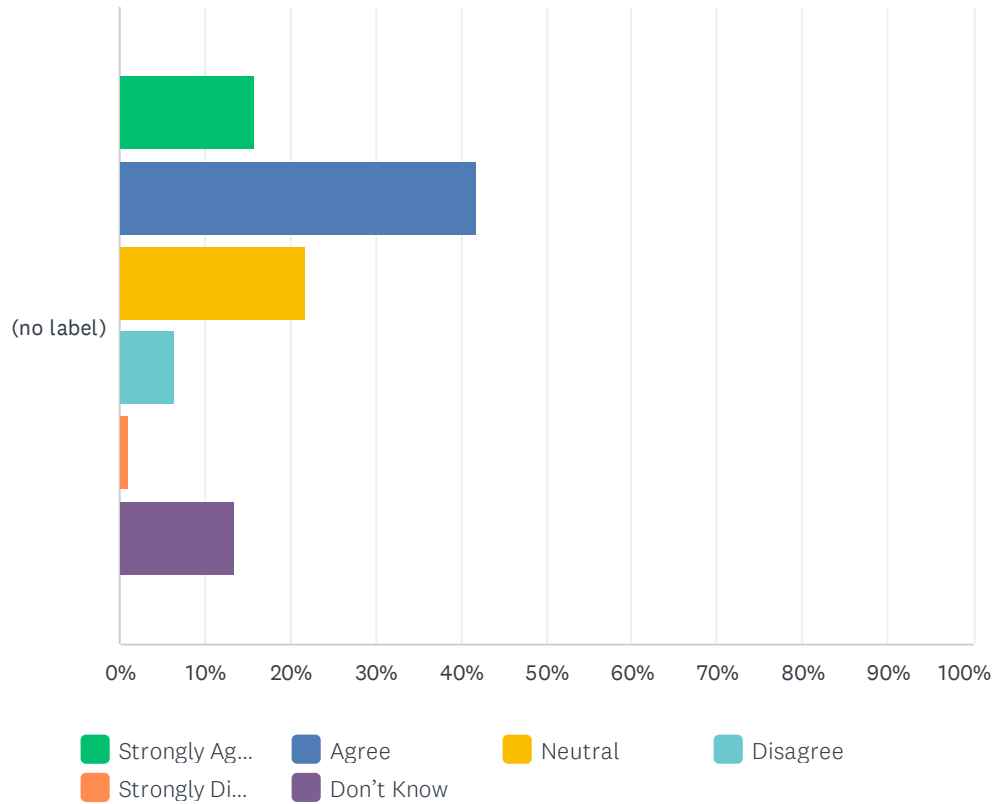


	STRONGLY AGREE	AGREE	NEUTRAL	DISAGREE	STRONGLY DISAGREE	DON'T KNOW	TOTAL	WEIGHTED AVERAGE
(no label)	20.42% 78	46.07% 176	21.99% 84	5.50% 21	1.83% 7	4.19% 16	382	3.65

Q15 Rosary Academy provides opportunities for adult members of the school community to participate in service activities.

Answered: 381 Skipped: 1

Student SE WCEA Survey

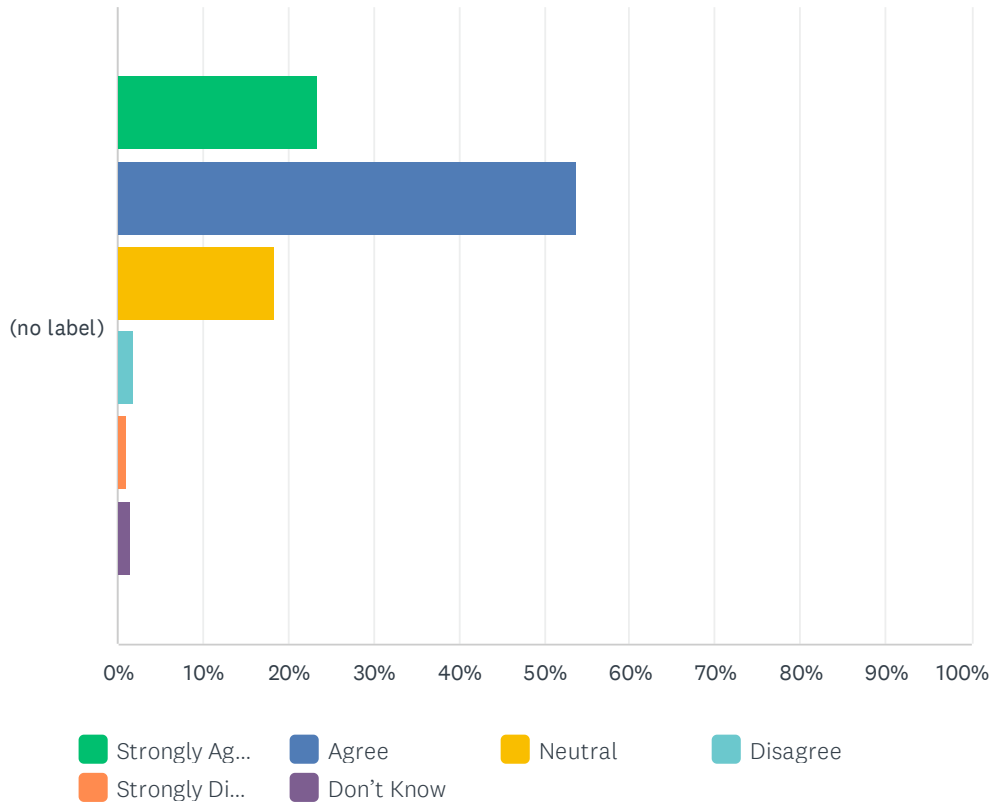


	STRONGLY AGREE	AGREE	NEUTRAL	DISAGREE	STRONGLY DISAGREE	DON'T KNOW	TOTAL	WEIGHTED AVERAGE
(no label)	15.75% 60	41.73% 159	21.78% 83	6.30% 24	1.05% 4	13.39% 51	381	3.25

**Q16 The faculty and staff in the school support the faith life of the school community.**

Answered: 382 Skipped: 0

Student SE WCEA Survey

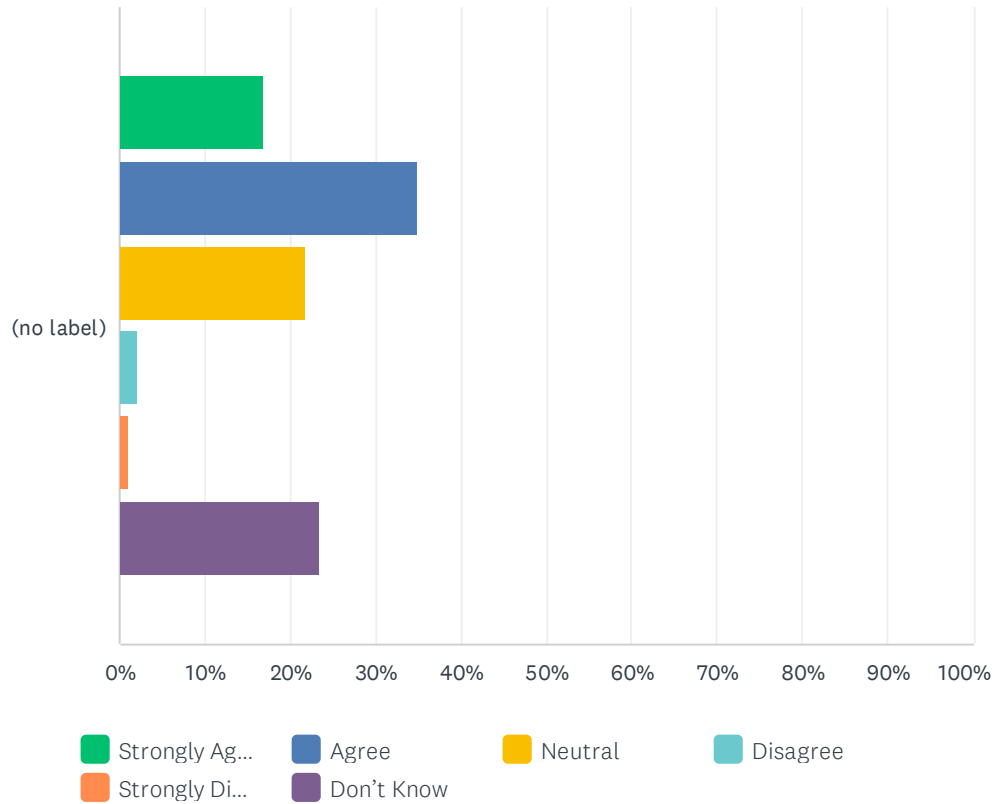


	STRONGLY AGREE	AGREE	NEUTRAL	DISAGREE	STRONGLY DISAGREE	DON'T KNOW	TOTAL	WEIGHTED AVERAGE
(no label)	23.56%	53.66%	18.32%	1.83%	1.05%	1.57%	382	3.92
	90	205	70	7	4	6		

Q17 There is a person or group (such as a consultative board) who collaborates with the school administration to make or recommend decisions for the success of the school.

Answered: 381 Skipped: 1

Student SE WCEA Survey



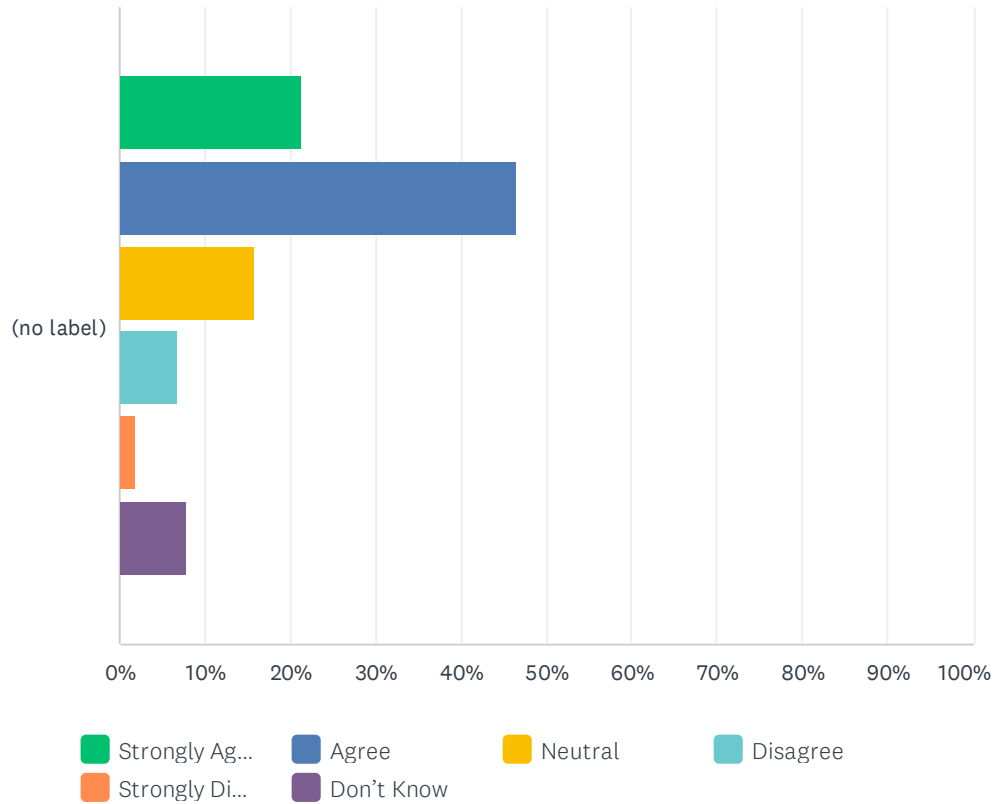
	STRONGLY AGREE	AGREE	NEUTRAL	DISAGREE	STRONGLY DISAGREE	DON'T KNOW	TOTAL	WEIGHTED AVERAGE
(no label)	16.80% 64	34.91% 133	21.78% 83	2.10% 8	1.05% 4	23.36% 89	381	2.94

Q18 Rosary Academy administration takes responsibility for the development and oversight of school programs, personnel, and school operations.

Answered: 381 Skipped: 1



Student SE WCEA Survey

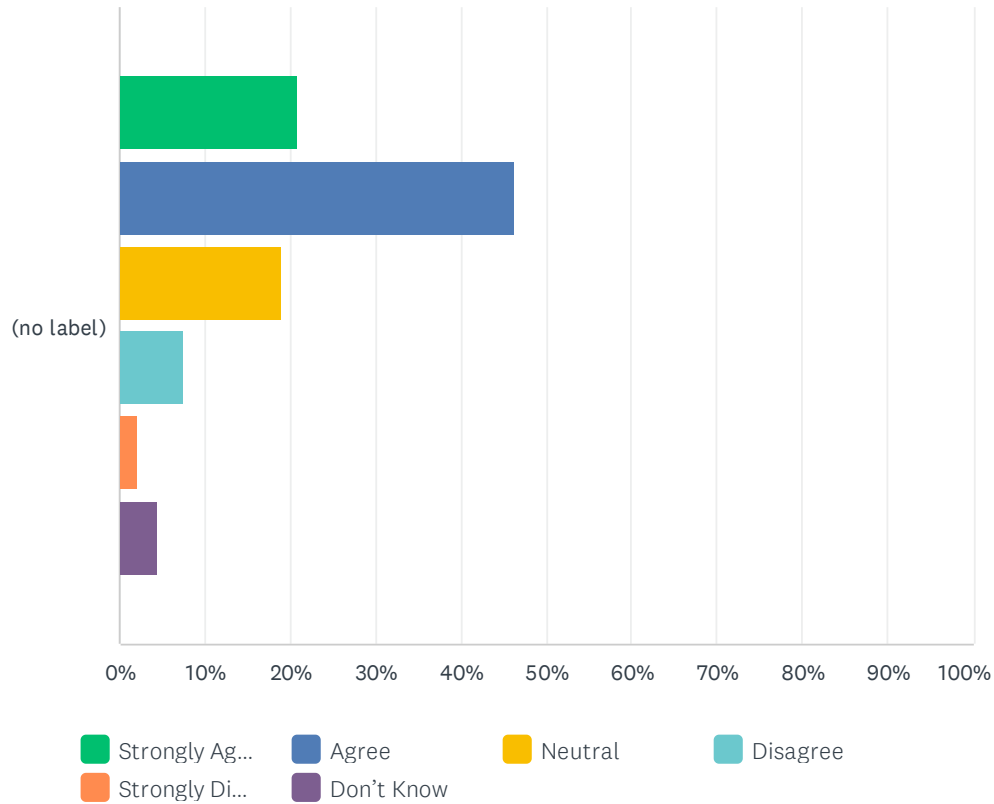


	STRONGLY AGREE	AGREE	NEUTRAL	DISAGREE	STRONGLY DISAGREE	DON'T KNOW	TOTAL	WEIGHTED AVERAGE
(no label)	21.26% 81	46.46% 177	15.75% 60	6.82% 26	1.84% 7	7.87% 30	381	3.55

Q19 Rosary Academy administration involves all members of the school community to ensure that everything we do embodies the school's mission and vision.

Answered: 380 Skipped: 2

## Student SE WCEA Survey

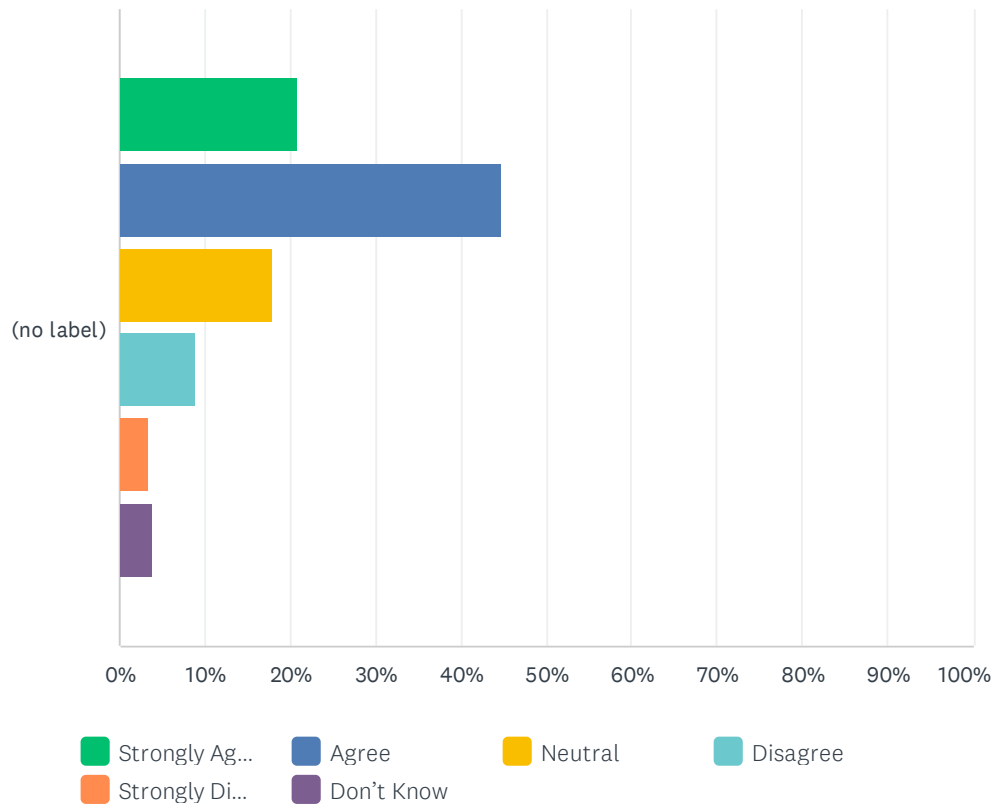


	STRONGLY AGREE	AGREE	NEUTRAL	DISAGREE	STRONGLY DISAGREE	DON'T KNOW	TOTAL	WEIGHTED AVERAGE
(no label)	20.79% 79	46.32% 176	18.95% 72	7.37% 28	2.11% 8	4.47% 17	380	3.63

Q20 Rosary Academy administration finds ways to help faculty, staff, students, and parents collaborate in striving for excellence in all aspects of the school.

Answered: 381    Skipped: 1

Student SE WCEA Survey

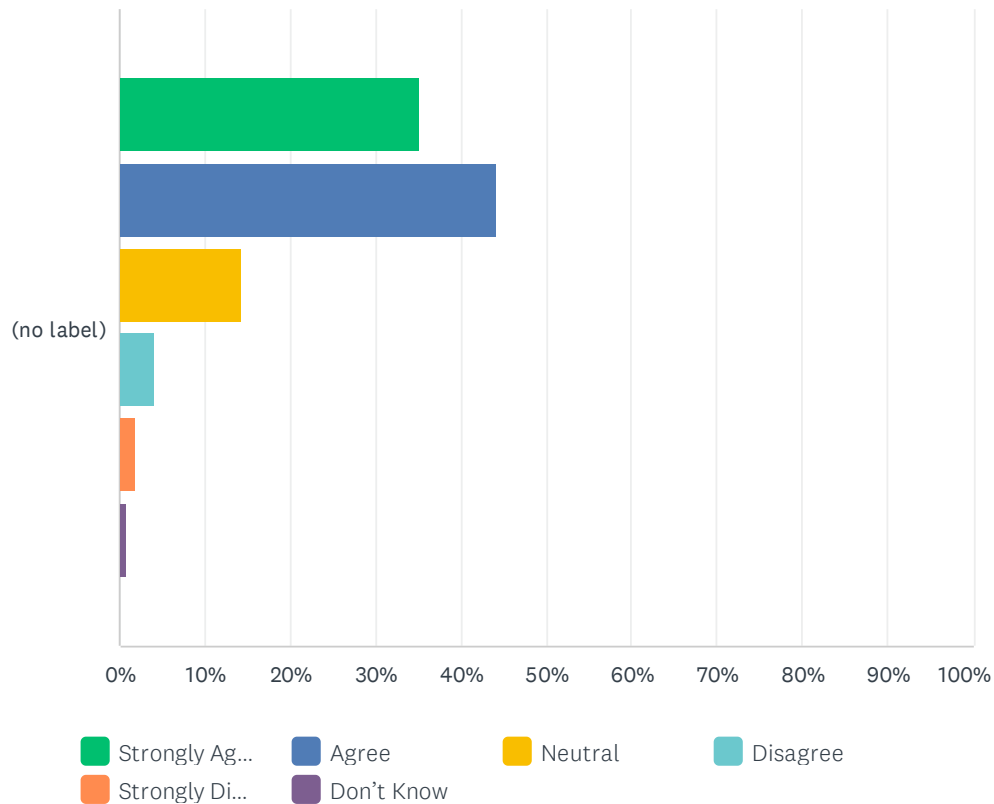


	STRONGLY AGREE	AGREE	NEUTRAL	DISAGREE	STRONGLY DISAGREE	DON'T KNOW	TOTAL	WEIGHTED AVERAGE
(no label)	21.00% 80	44.88% 171	17.85% 68	8.92% 34	3.41% 13	3.94% 15	381	3.59

Q21 Rosary Academy has a challenging curriculum infused with Gospel values that prepare students for college, work, and life.

Answered: 379 Skipped: 3

Student SE WCEA Survey

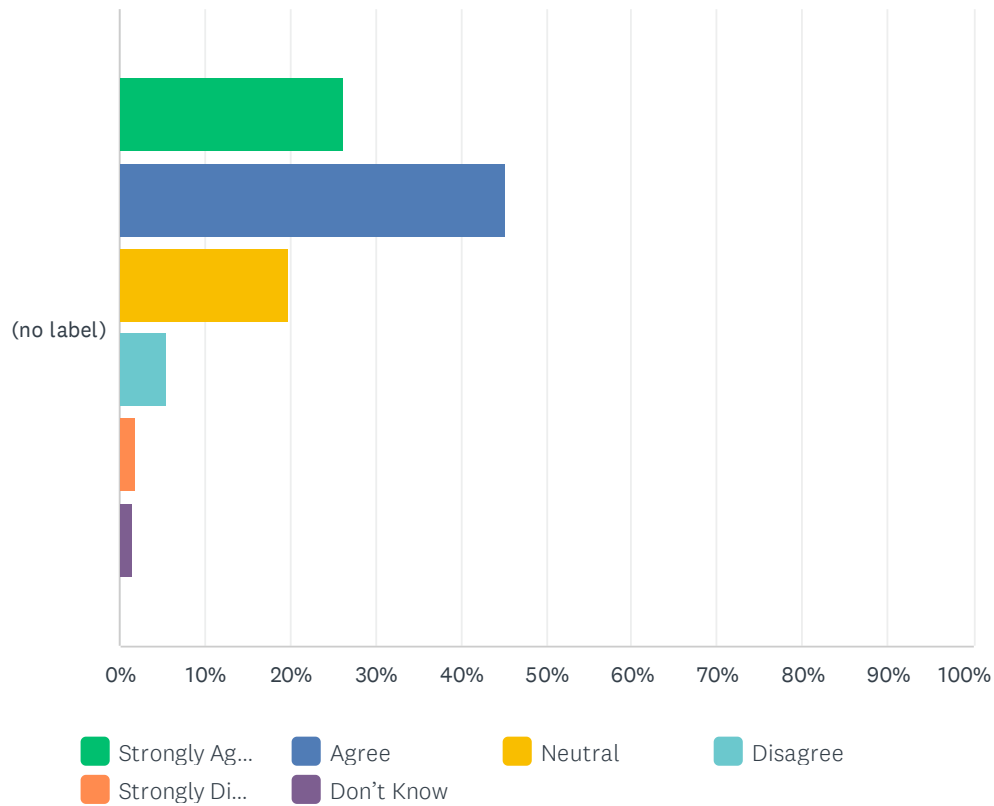


	STRONGLY AGREE	AGREE	NEUTRAL	DISAGREE	STRONGLY DISAGREE	DON'T KNOW	TOTAL	WEIGHTED AVERAGE
(no label)	35.09% 133	44.06% 167	14.25% 54	3.96% 15	1.85% 7	0.79% 3	379	4.04

Q22 The curriculum at Rosary Academy prepares students to be capable and critical users of media and technology.

Answered: 379 Skipped: 3

Student SE WCEA Survey

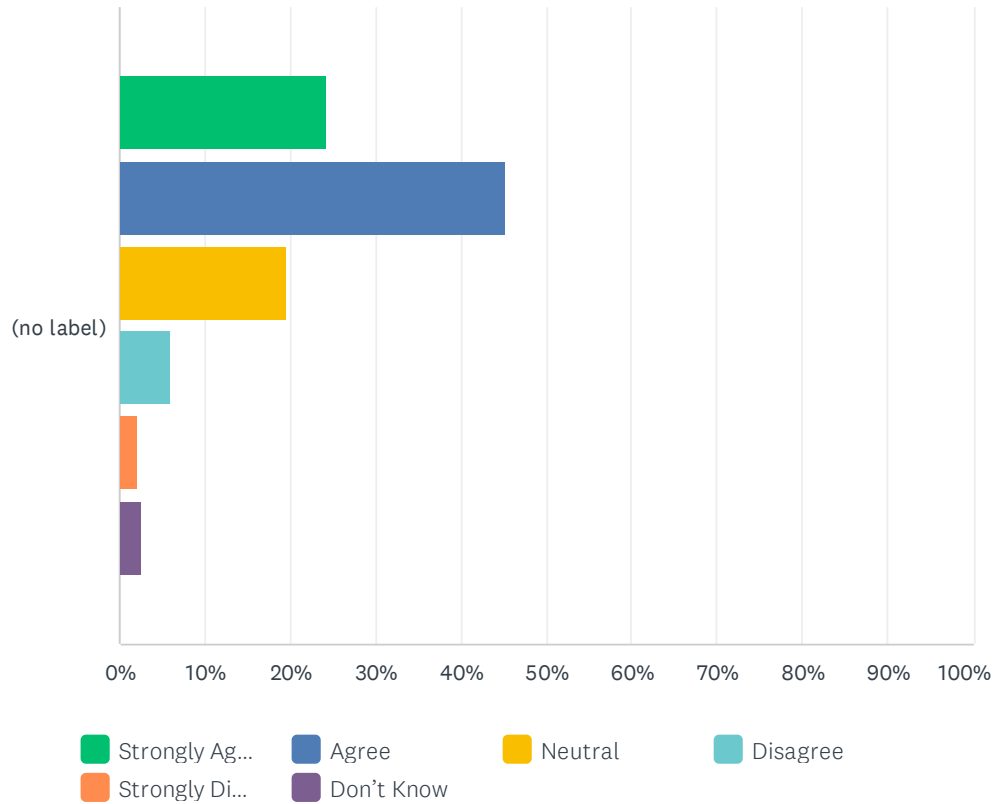


	STRONGLY AGREE	AGREE	NEUTRAL	DISAGREE	STRONGLY DISAGREE	DON'T KNOW	TOTAL	WEIGHTED AVERAGE
(no label)	26.12% 99	45.12% 171	19.79% 75	5.54% 21	1.85% 7	1.58% 6	379	3.83

Q23 The curriculum and instruction at Rosary Academy prepares students to be capable and critical users of media and technology.

Answered: 382 Skipped: 0

## Student SE WCEA Survey

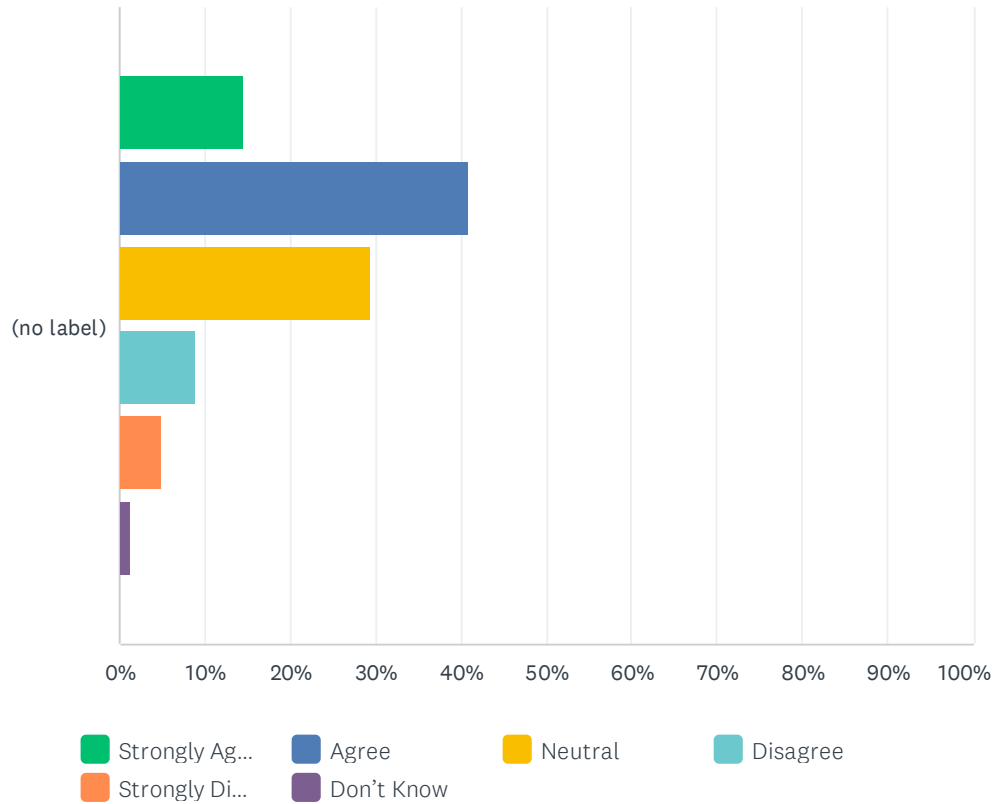


	STRONGLY AGREE	AGREE	NEUTRAL	DISAGREE	STRONGLY DISAGREE	DON'T KNOW	TOTAL	WEIGHTED AVERAGE
(no label)	24.35% 93	45.29% 173	19.63% 75	6.02% 23	2.09% 8	2.62% 10	382	3.76

Q24 Teachers use effective instruction to deliver the curriculum.

Answered: 381 Skipped: 1

### Student SE WCEA Survey

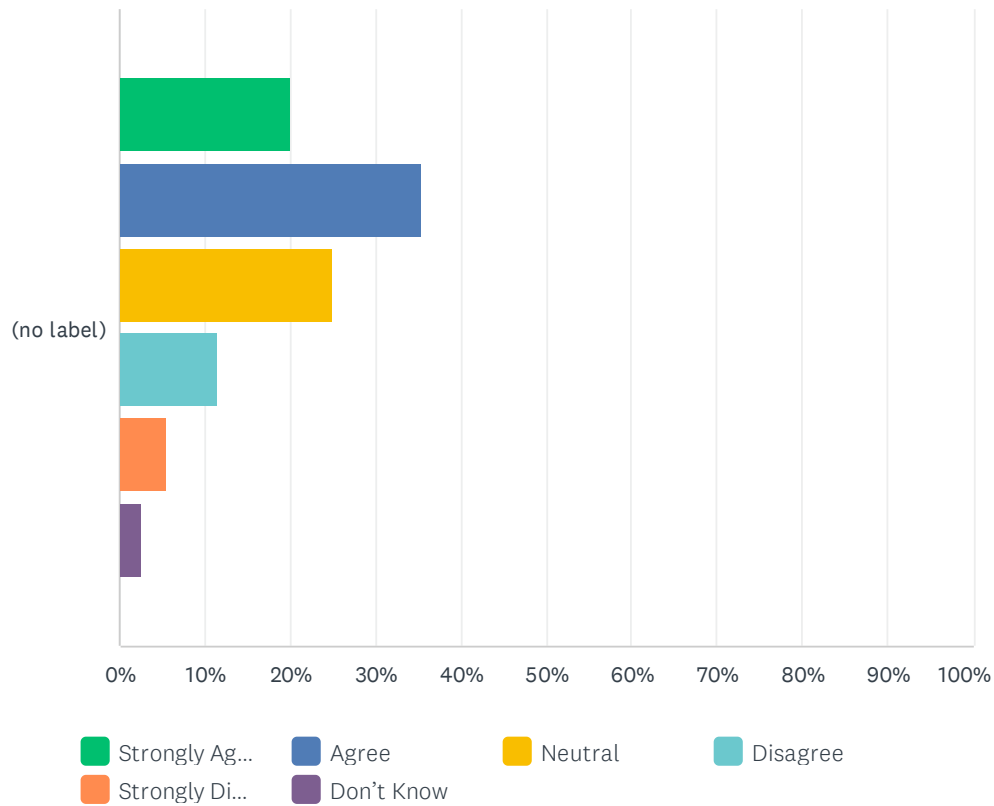


	STRONGLY AGREE	AGREE	NEUTRAL	DISAGREE	STRONGLY DISAGREE	DON'T KNOW	TOTAL	WEIGHTED AVERAGE
(no label)	14.44% 55	40.94% 156	29.40% 112	8.92% 34	4.99% 19	1.31% 5	381	3.47

Q25 At Rosary Academy, teachers use different teaching approaches to meet the diverse needs of all students.

Answered: 381 Skipped: 1

### Student SE WCEA Survey



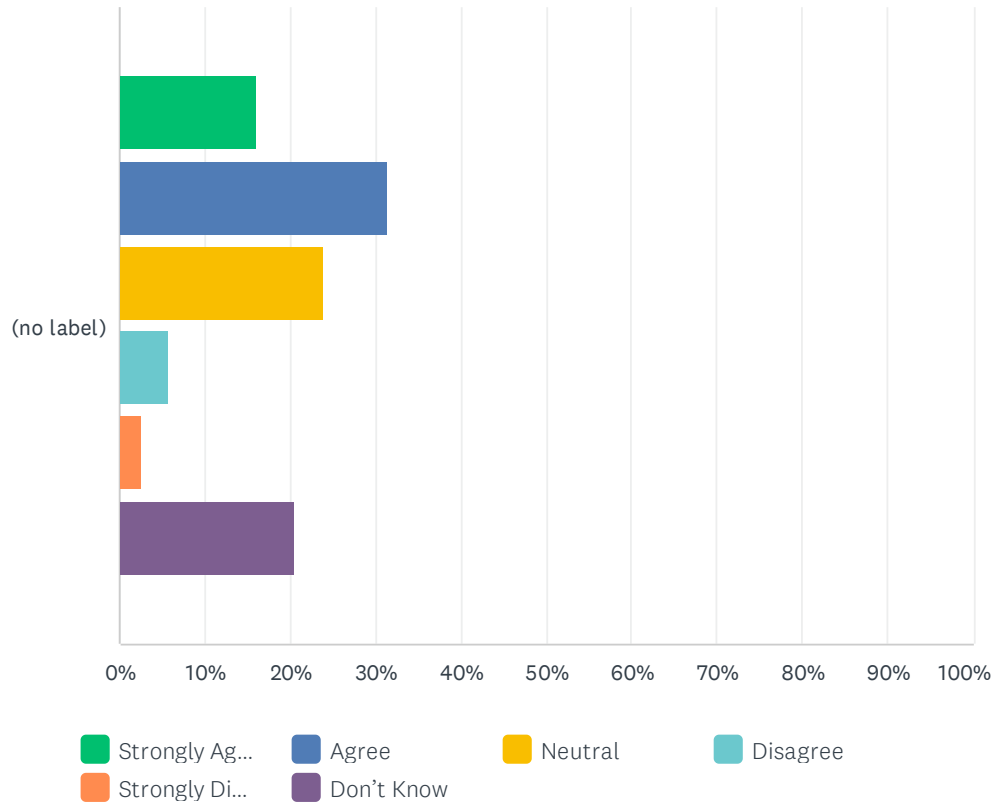
	STRONGLY AGREE	AGREE	NEUTRAL	DISAGREE	STRONGLY DISAGREE	DON'T KNOW	TOTAL	WEIGHTED AVERAGE
(no label)	19.95% 76	35.43% 135	24.93% 95	11.55% 44	5.51% 21	2.62% 10	381	3.45

Q26 At Rosary Academy, teachers work together to help each other become better teachers.

Answered: 382 Skipped: 0



### Student SE WCEA Survey

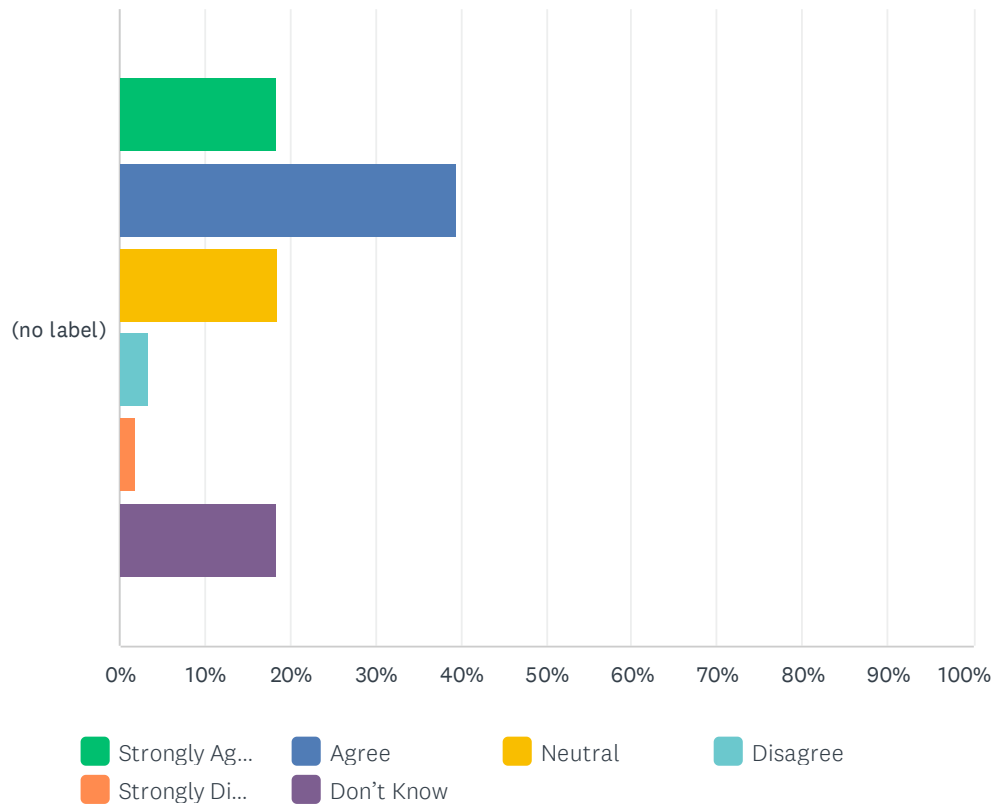


	STRONGLY AGREE	AGREE	NEUTRAL	DISAGREE	STRONGLY DISAGREE	DON'T KNOW	TOTAL	WEIGHTED AVERAGE
(no label)	15.97% 61	31.41% 120	23.82% 91	5.76% 22	2.62% 10	20.42% 78	382	2.91

**Q27 At Rosary Academy, all administrators, faculty, and staff engage in ongoing professional development.**

Answered: 381 Skipped: 1

Student SE WCEA Survey

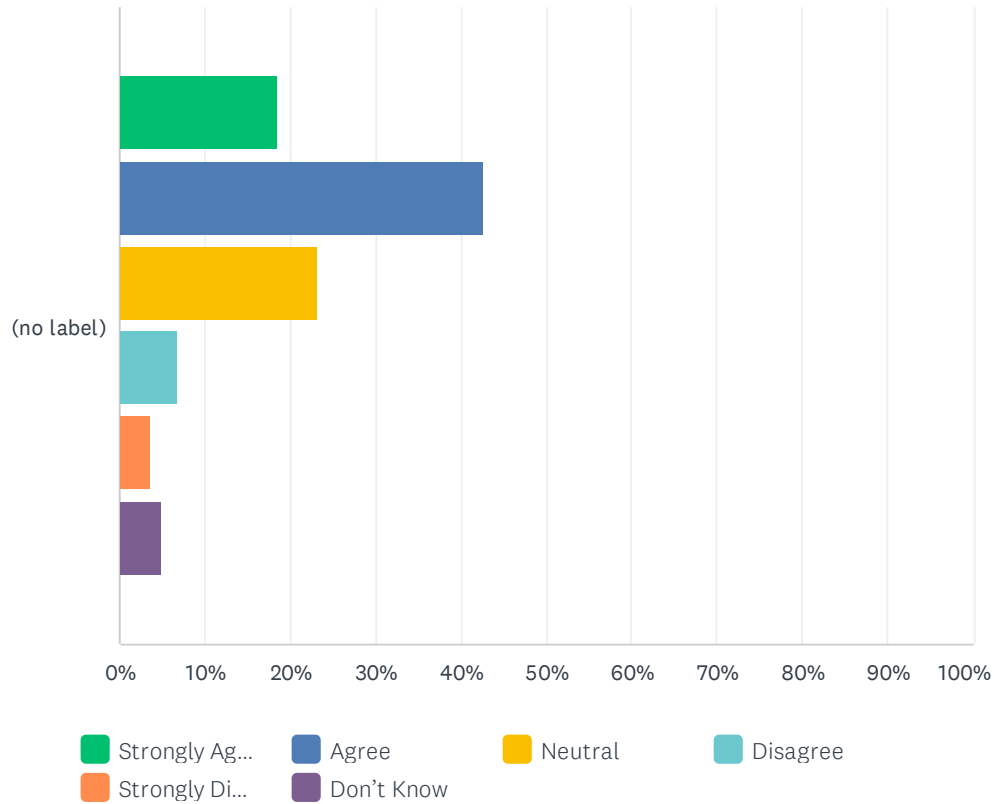


	STRONGLY AGREE	AGREE	NEUTRAL	DISAGREE	STRONGLY DISAGREE	DON'T KNOW	TOTAL	WEIGHTED AVERAGE
(no label)	18.37% 70	39.37% 150	18.64% 71	3.41% 13	1.84% 7	18.37% 70	381	3.14

Q28 At Rosary Academy, teachers follow school-wide policies and procedures to fairly evaluate and communicate student performance.

Answered: 382 Skipped: 0

Student SE WCEA Survey

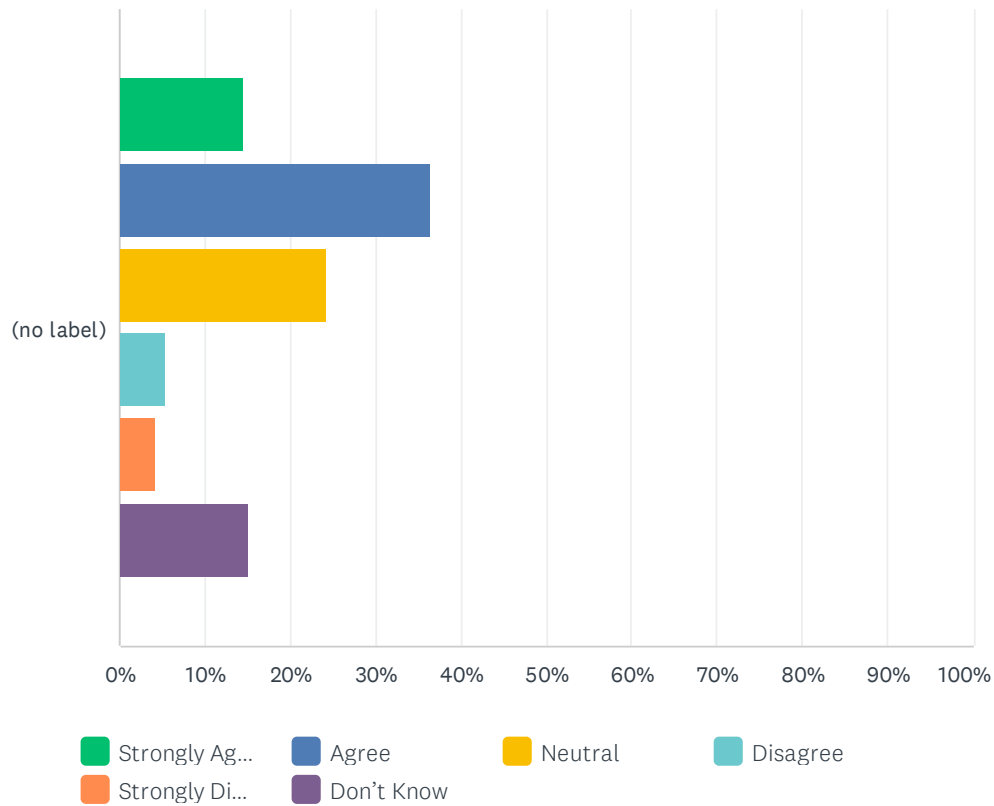


	STRONGLY AGREE	AGREE	NEUTRAL	DISAGREE	STRONGLY DISAGREE	DON'T KNOW	TOTAL	WEIGHTED AVERAGE
(no label)	18.59% 71	42.67% 163	23.30% 89	6.81% 26	3.66% 14	4.97% 19	382	3.51

Q29 At Rosary Academy, teachers work together to use data on student performance to review and improve courses and instruction.

Answered: 381 Skipped: 1

Student SE WCEA Survey

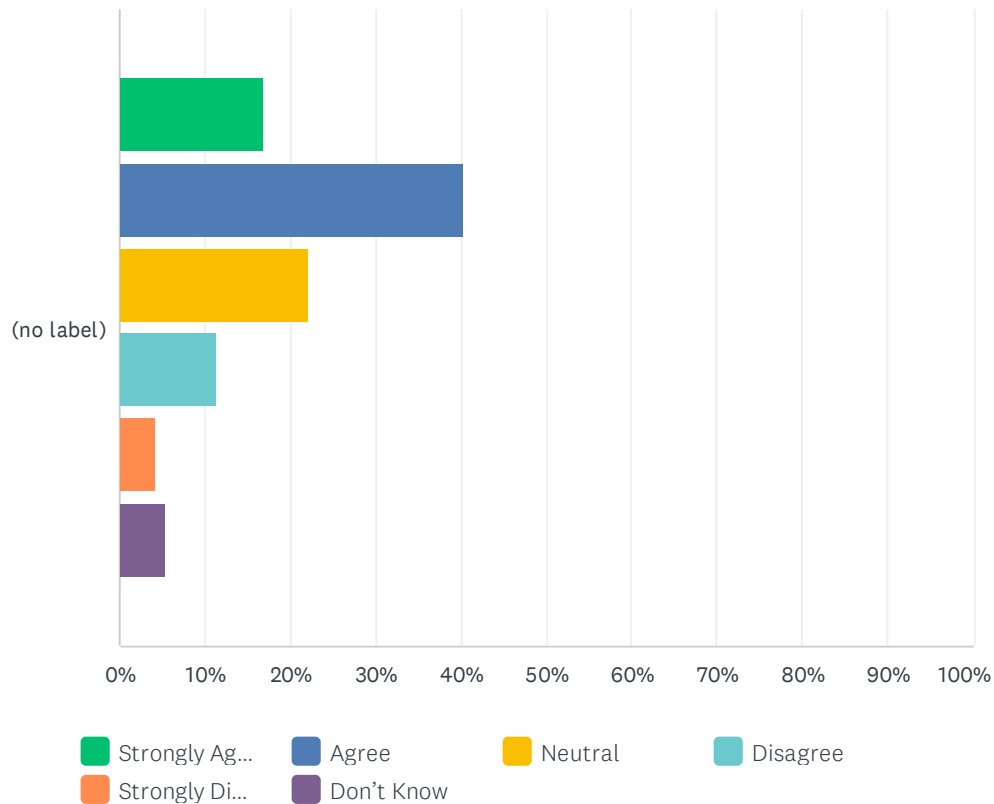


	STRONGLY AGREE	AGREE	NEUTRAL	DISAGREE	STRONGLY DISAGREE	DON'T KNOW	TOTAL	WEIGHTED AVERAGE
(no label)	14.44%	36.48%	24.41%	5.25%	4.20%	15.22%	381	3.06
	55	139	93	20	16	58		

Q30 Teachers vary the types of assessments they use to monitor individual and class-wide student learning.

Answered: 382 Skipped: 0

### Student SE WCEA Survey

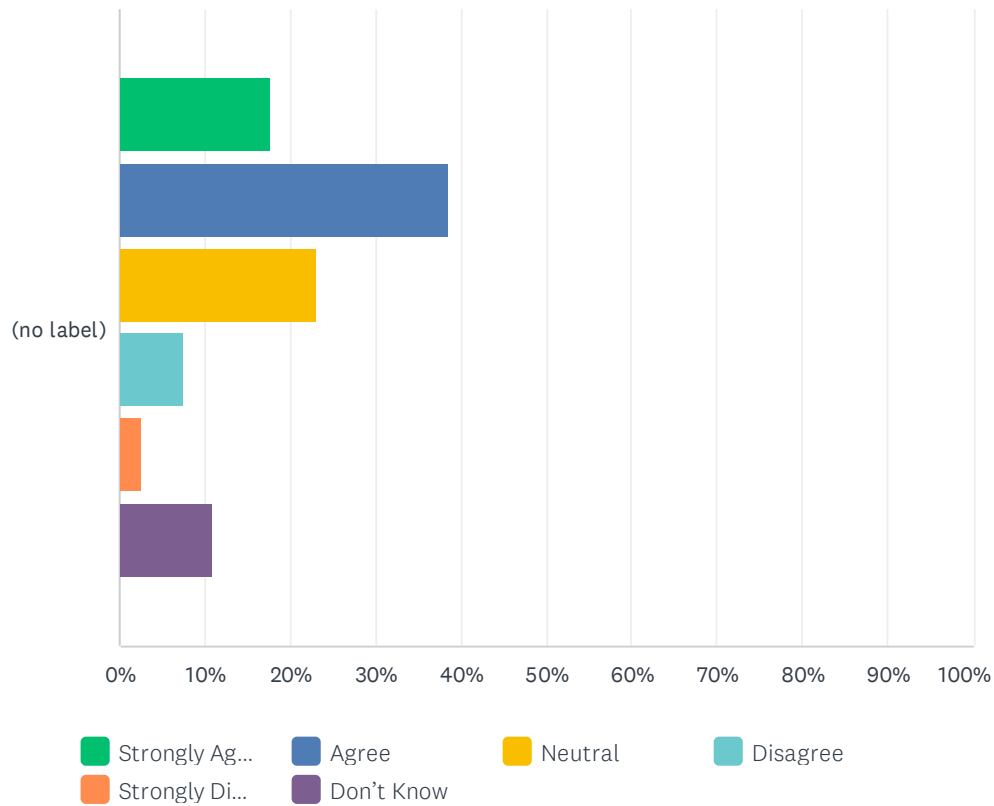


	STRONGLY AGREE	AGREE	NEUTRAL	DISAGREE	STRONGLY DISAGREE	DON'T KNOW	TOTAL	WEIGHTED AVERAGE
(no label)	16.75% 64	40.31% 154	22.25% 85	11.26% 43	4.19% 16	5.24% 20	382	3.38

Q31 Rosary Academy communicates how well students achieve compared to similar students locally and/or nationally.

Answered: 379 Skipped: 3

### Student SE WCEA Survey

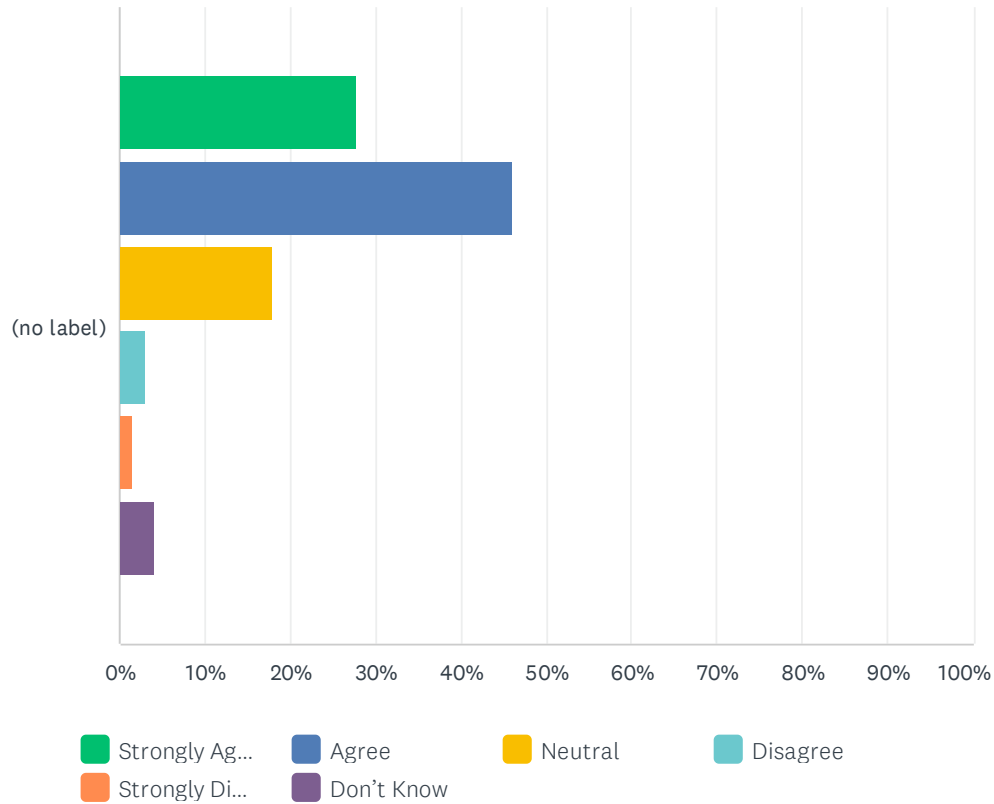


	STRONGLY AGREE	AGREE	NEUTRAL	DISAGREE	STRONGLY DISAGREE	DON'T KNOW	TOTAL	WEIGHTED AVERAGE
(no label)	17.68% 67	38.52% 146	22.96% 87	7.39% 28	2.64% 10	10.82% 41	379	3.29

Q32 Rosary Academy provides programs and services that help students successfully complete the school program (for example, guidance and resource programs).

Answered: 380 Skipped: 2

### Student SE WCEA Survey

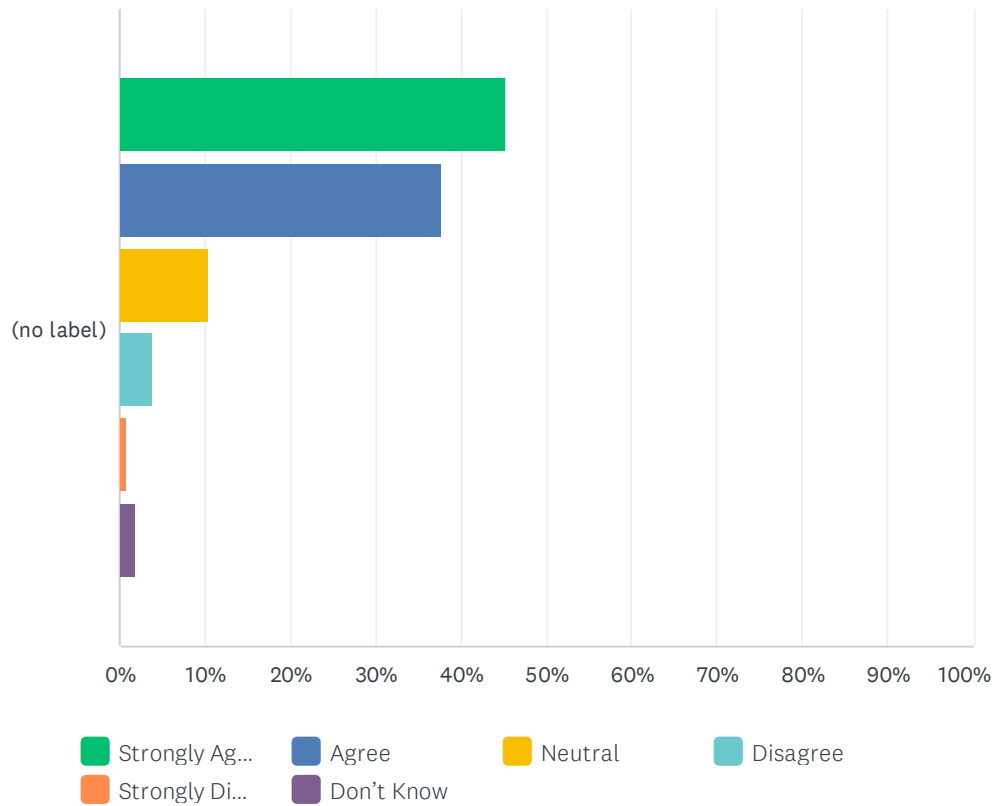


	STRONGLY AGREE	AGREE	NEUTRAL	DISAGREE	STRONGLY DISAGREE	DON'T KNOW	TOTAL	WEIGHTED AVERAGE
(no label)	27.63% 105	46.05% 175	17.89% 68	2.89% 11	1.58% 6	3.95% 15	380	3.83

Q33 Rosary Academy provides co-curricular and extra-curricular programs for students to develop their gifts and talents and enhance their creative, artistic, social/emotional, physical, and spiritual potential.

Answered: 382 Skipped: 0

### Student SE WCEA Survey



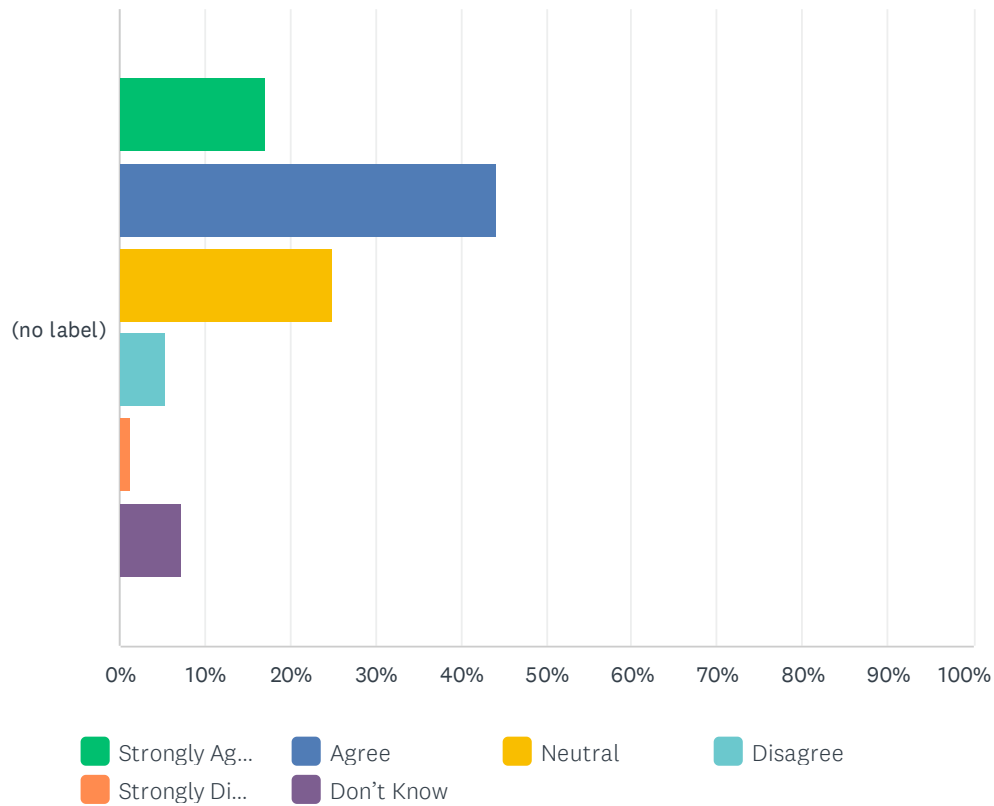
	STRONGLY AGREE	AGREE	NEUTRAL	DISAGREE	STRONGLY DISAGREE	DON'T KNOW	TOTAL	WEIGHTED AVERAGE
(no label)	45.29% 173	37.70% 144	10.47% 40	3.93% 15	0.79% 3	1.83% 7	382	4.17

Q34 Rosary Academy provides opportunities for parents/guardians to be involved in the education of their students.

Answered: 382 Skipped: 0



## Student SE WCEA Survey

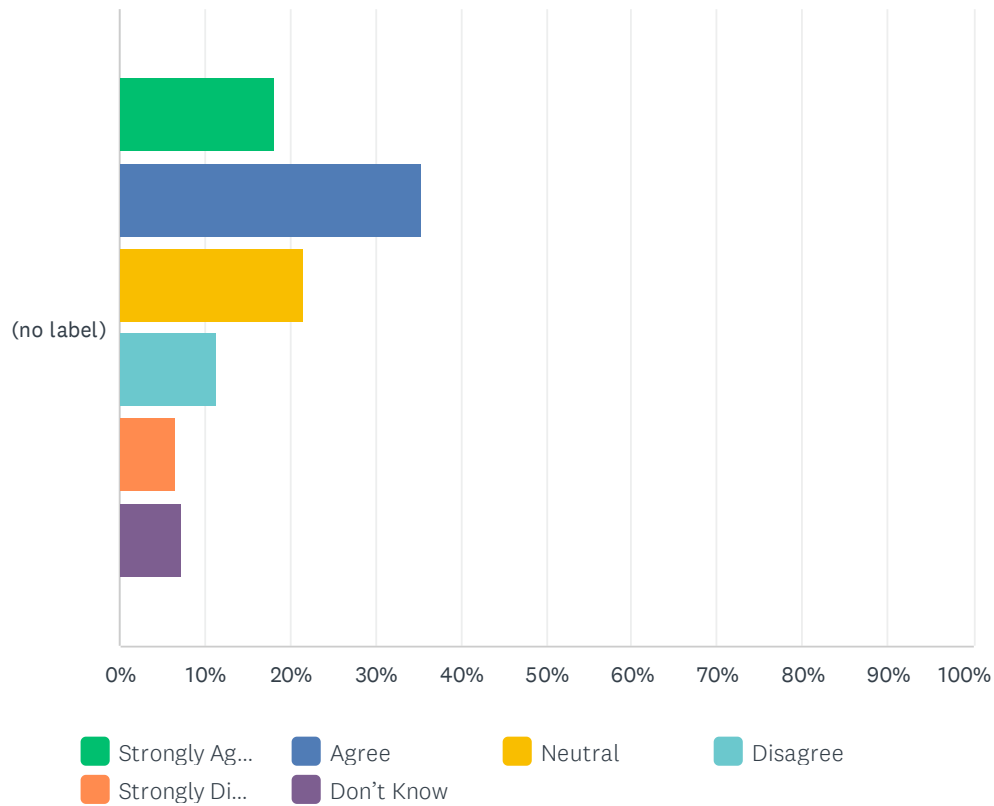


	STRONGLY AGREE	AGREE	NEUTRAL	DISAGREE	STRONGLY DISAGREE	DON'T KNOW	TOTAL	WEIGHTED AVERAGE
(no label)	17.02% 65	44.24% 169	24.87% 95	5.24% 20	1.31% 5	7.33% 28	382	3.48

**Q35 Rosary Academy treats everyone who works at the school with consistency, fairness, and justice.**

Answered: 382 Skipped: 0

Student SE WCEA Survey

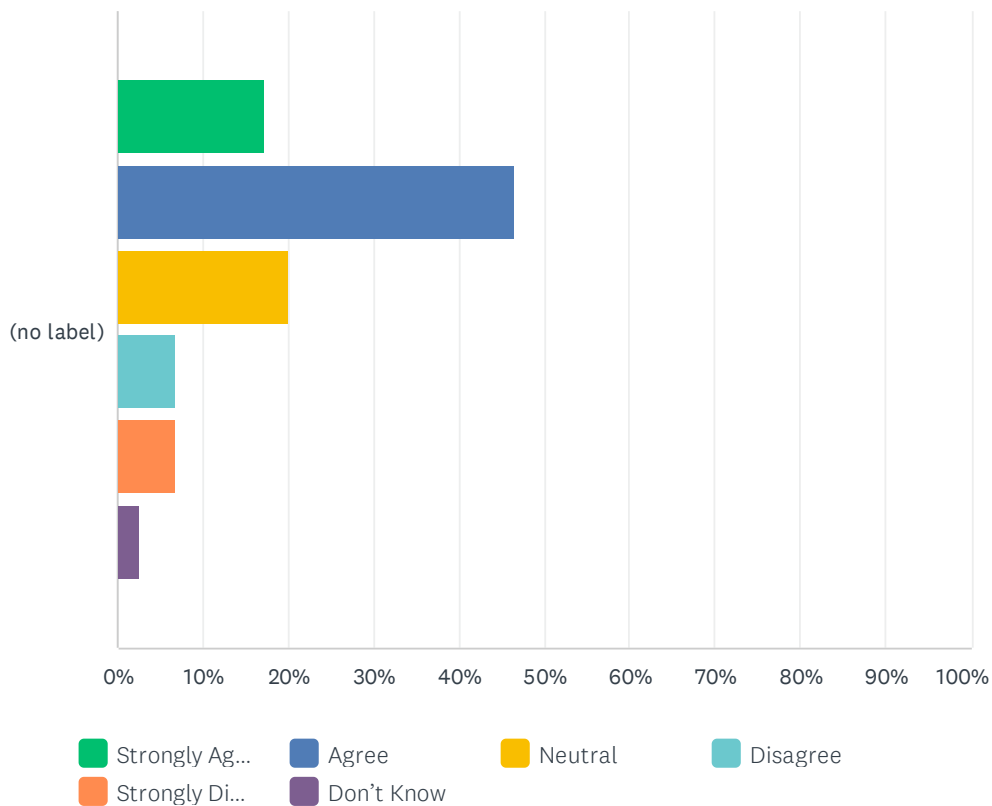


	STRONGLY AGREE	AGREE	NEUTRAL	DISAGREE	STRONGLY DISAGREE	DON'T KNOW	TOTAL	WEIGHTED AVERAGE
(no label)	18.06% 69	35.34% 135	21.47% 82	11.26% 43	6.54% 25	7.33% 28	382	3.25

Q36 Rosary Academy manages facilities, equipment, and technology in ways that enhance teaching and learning.

Answered: 381 Skipped: 1

Student SE WCEA Survey

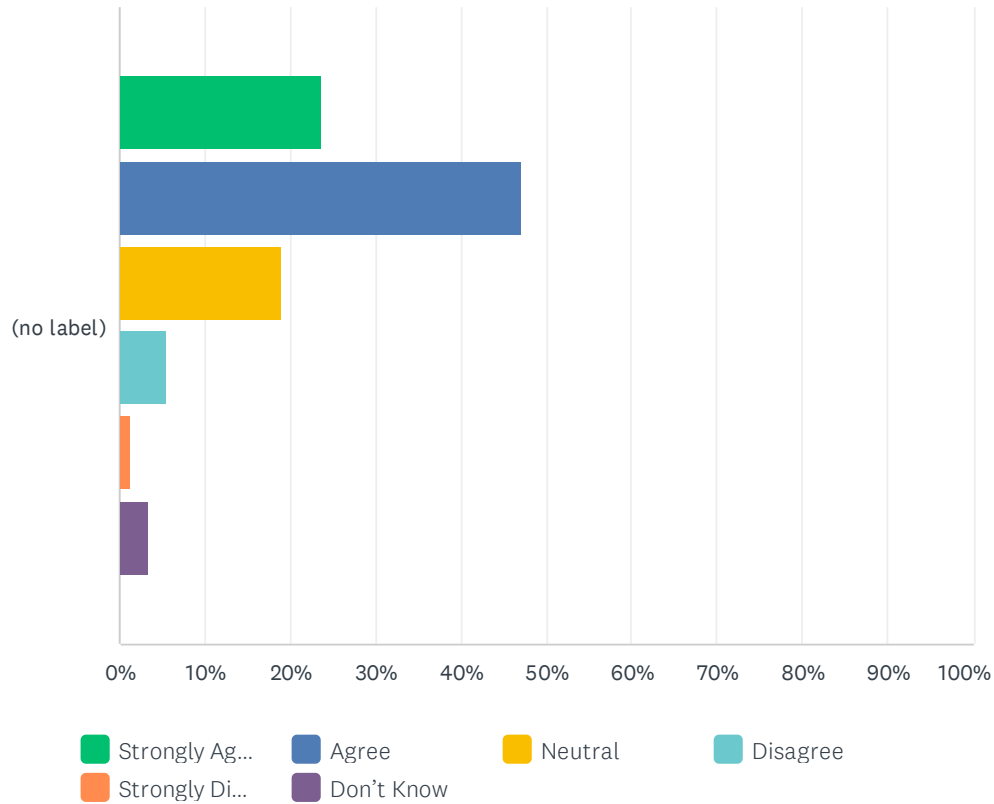


	STRONGLY AGREE	AGREE	NEUTRAL	DISAGREE	STRONGLY DISAGREE	DON'T KNOW	TOTAL	WEIGHTED AVERAGE
(no label)	17.32% 66	46.46% 177	19.95% 76	6.82% 26	6.82% 26	2.62% 10	381	3.53

Q37 Rosary Academy uses different ways to communicate all that is happening in our school to parents/guardians, the school community, and beyond.

Answered: 380 Skipped: 2

Student SE WCEA Survey

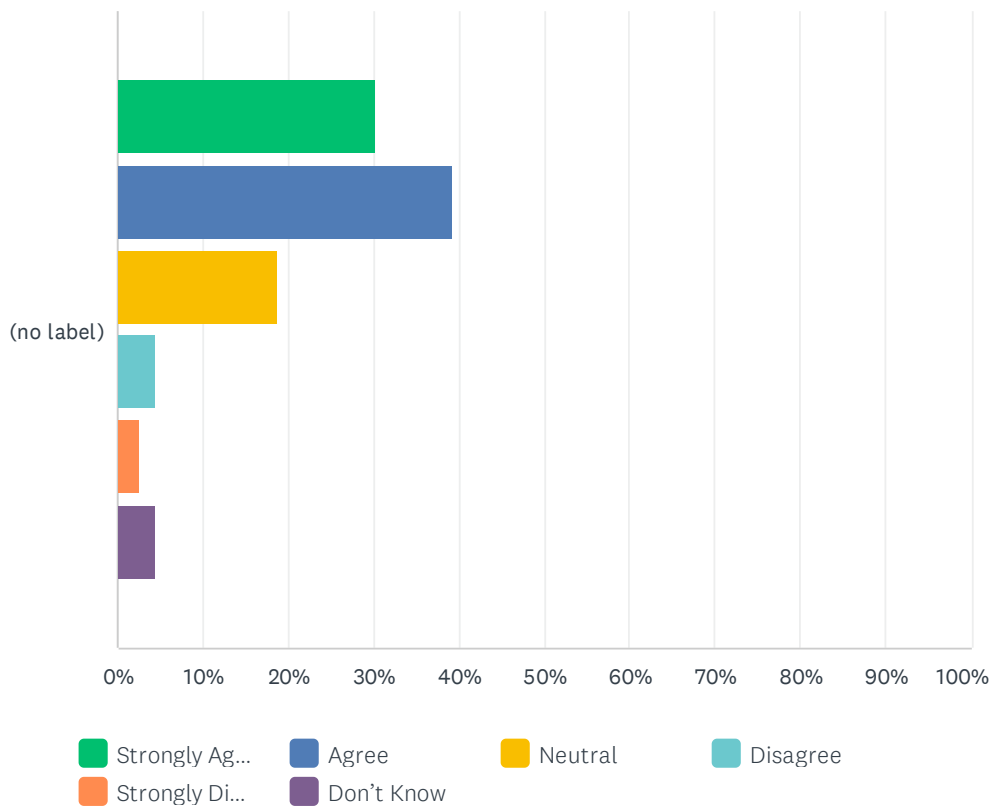


	STRONGLY AGREE	AGREE	NEUTRAL	DISAGREE	STRONGLY DISAGREE	DON'T KNOW	TOTAL	WEIGHTED AVERAGE
(no label)	23.68% 90	47.11% 179	18.95% 72	5.53% 21	1.32% 5	3.42% 13	380	3.76

Q38 Rosary Academy does a good job of attracting new students to our school.

Answered: 382 Skipped: 0

Student SE WCEA Survey



	STRONGLY AGREE	AGREE	NEUTRAL	DISAGREE	STRONGLY DISAGREE	DON'T KNOW	TOTAL	WEIGHTED AVERAGE
(no label)	30.37% 116	39.27% 150	18.85% 72	4.45% 17	2.62% 10	4.45% 17	382	3.77

Q39 Please identify 3 of the school's areas of strength.

Answered: 370 Skipped: 12

Q40 Please identify 3 of the areas of growth that you believe the school should include in the Educational Improvement Plan that will be developed as a part of this accreditation process.

Answered: 344 Skipped: 38