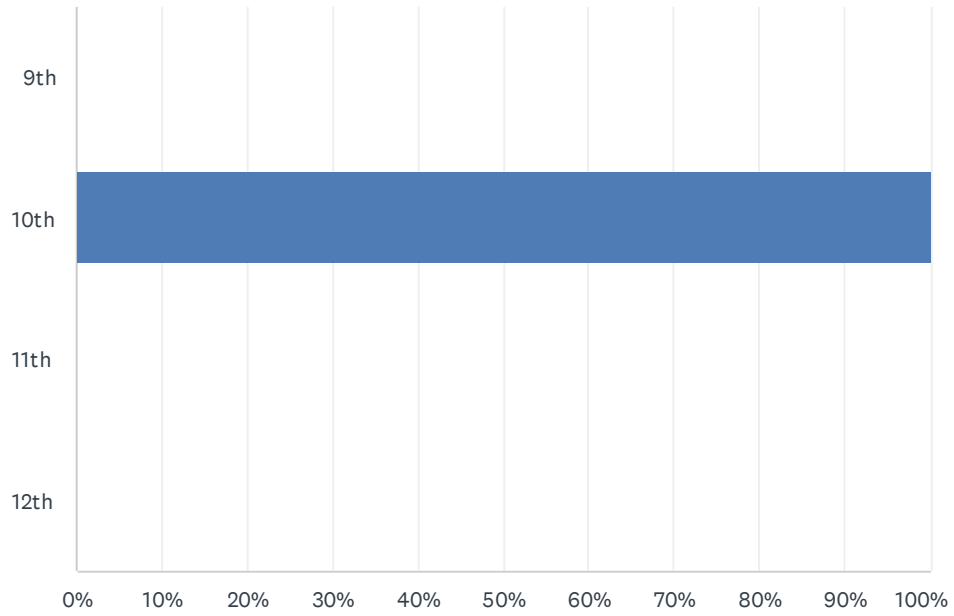


Q1 What is your current grade level?

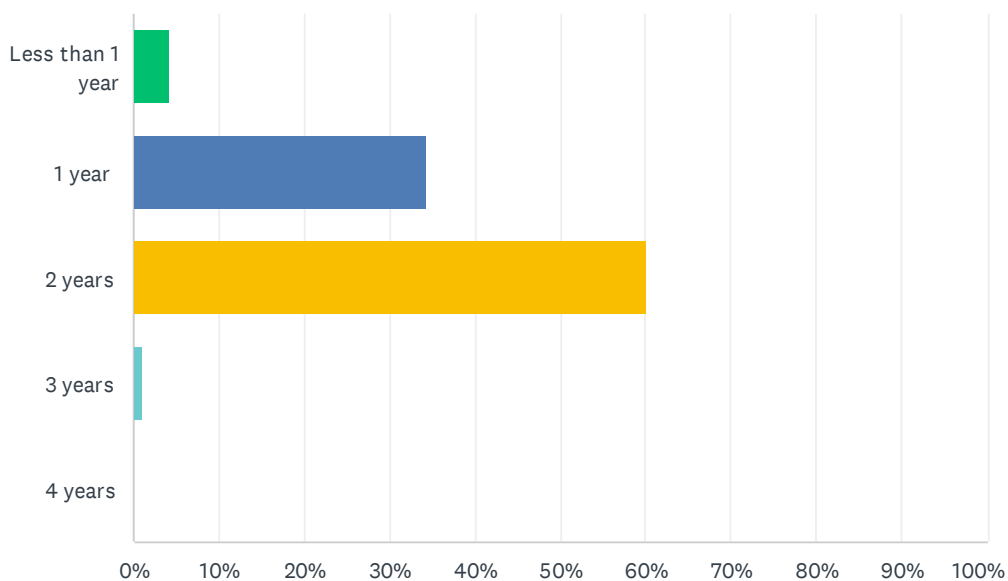
Answered: 93 Skipped: 0



ANSWER CHOICES	RESPONSES
9th	0.00% 0
10th	100.00% 93
11th	0.00% 0
12th	0.00% 0
TOTAL	93

Q2 How many years have you attended Rosary?

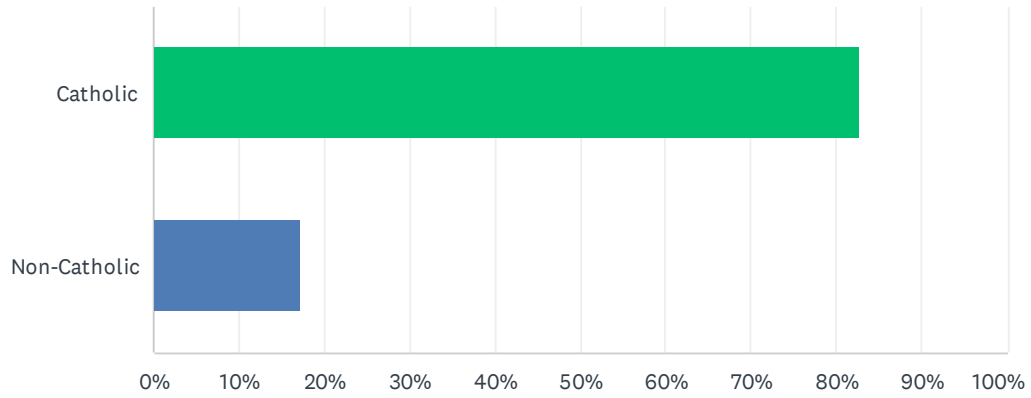
Answered: 93 Skipped: 0



ANSWER CHOICES	RESPONSES	
Less than 1 year	4.30%	4
1 year	34.41%	32
2 years	60.22%	56
3 years	1.08%	1
4 years	0.00%	0
TOTAL		93

Q3 Religious Affiliation

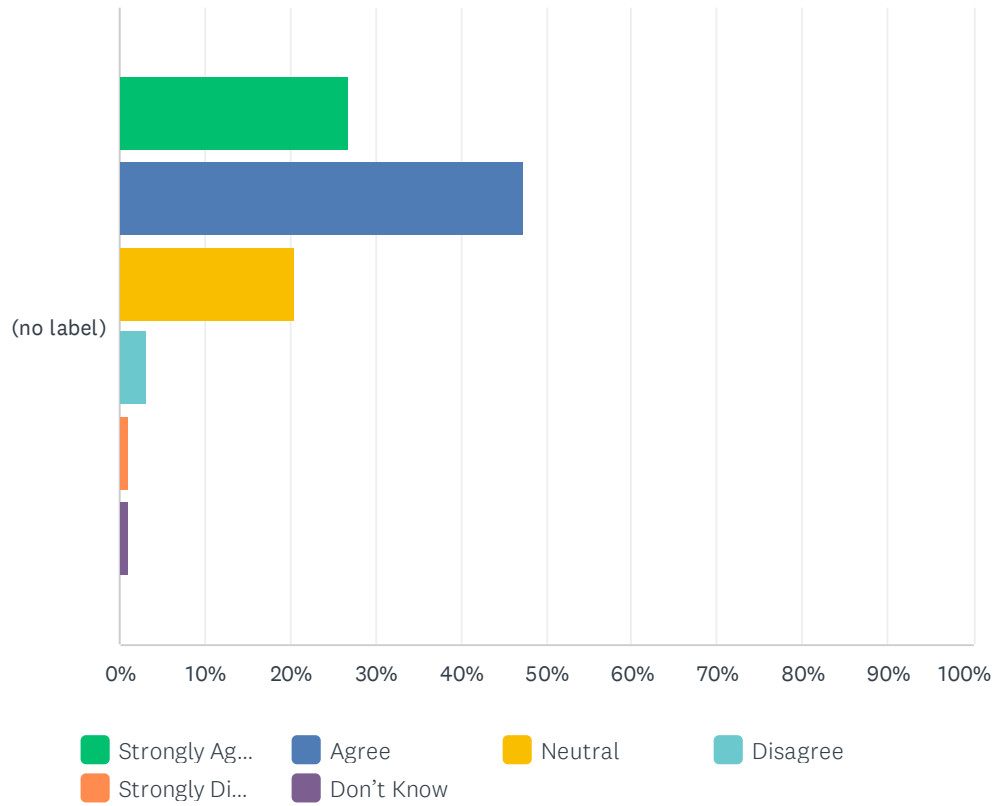
Answered: 93 Skipped: 0



ANSWER CHOICES	RESPONSES	
Catholic	82.80%	77
Non-Catholic	17.20%	16
TOTAL		93

Q4 Everyone in the Rosary Academy community- administrators, faculty, staff, students, and parents/guardians, alumnae, and supporters-knows and understands the school's mission.

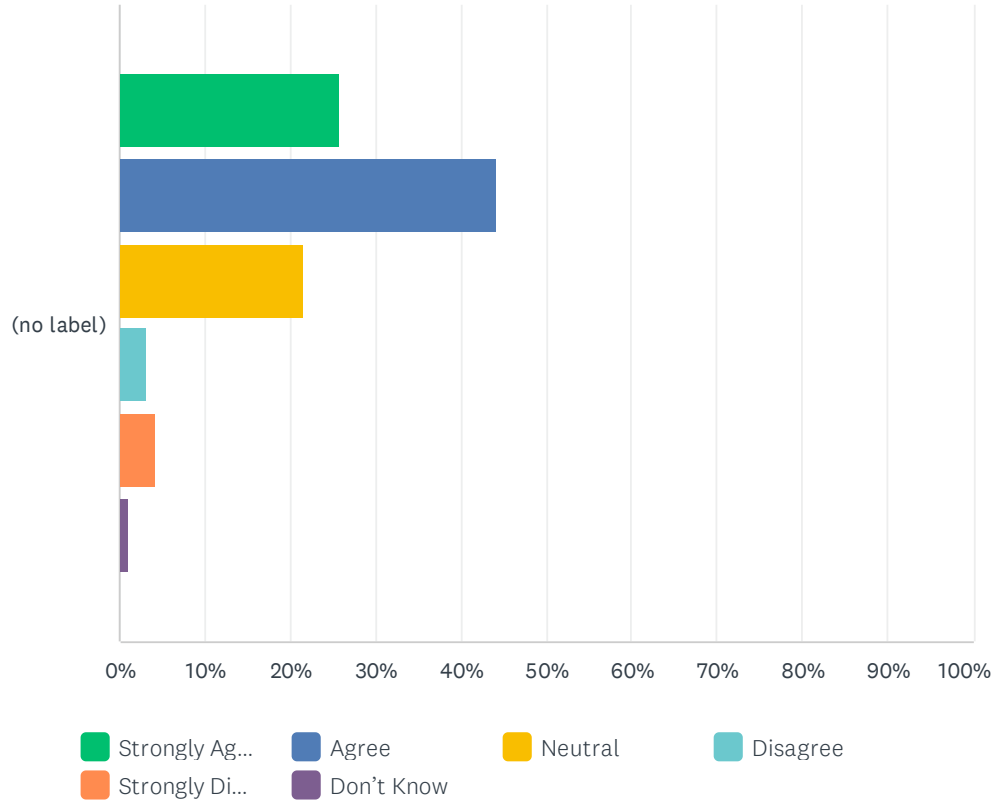
Answered: 93 Skipped: 0



	STRONGLY AGREE	AGREE	NEUTRAL	DISAGREE	STRONGLY DISAGREE	DON'T KNOW	TOTAL	WEIGHTED AVERAGE
(no label)	26.88%	47.31%	20.43%	3.23%	1.08%	1.08%	93	3.92
	25	44	19	3	1	1		

Q5 Everything we do at Rosary Academy is guided and directed by our mission.

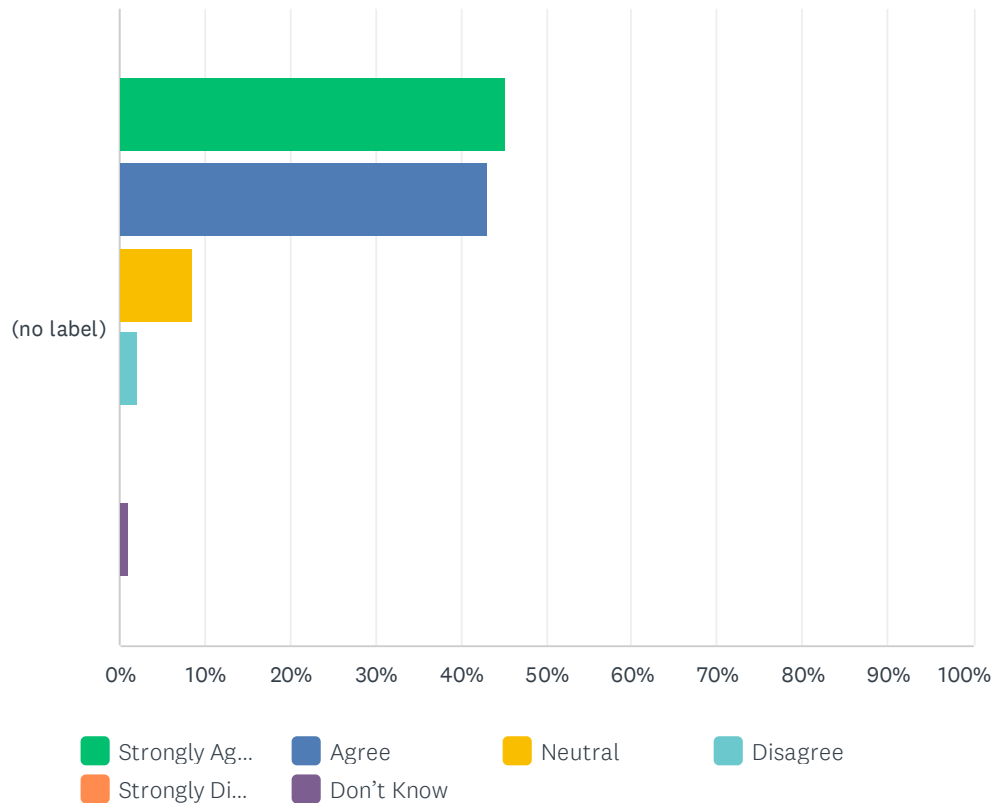
Answered: 93 Skipped: 0



	STRONGLY AGREE	AGREE	NEUTRAL	DISAGREE	STRONGLY DISAGREE	DON'T KNOW	TOTAL	WEIGHTED AVERAGE
(no label)	25.81% 24	44.09% 41	21.51% 20	3.23% 3	4.30% 4	1.08% 1	93	3.81

Q6 Rosary Academy's mission statement clearly expresses a commitment to Catholic identity.

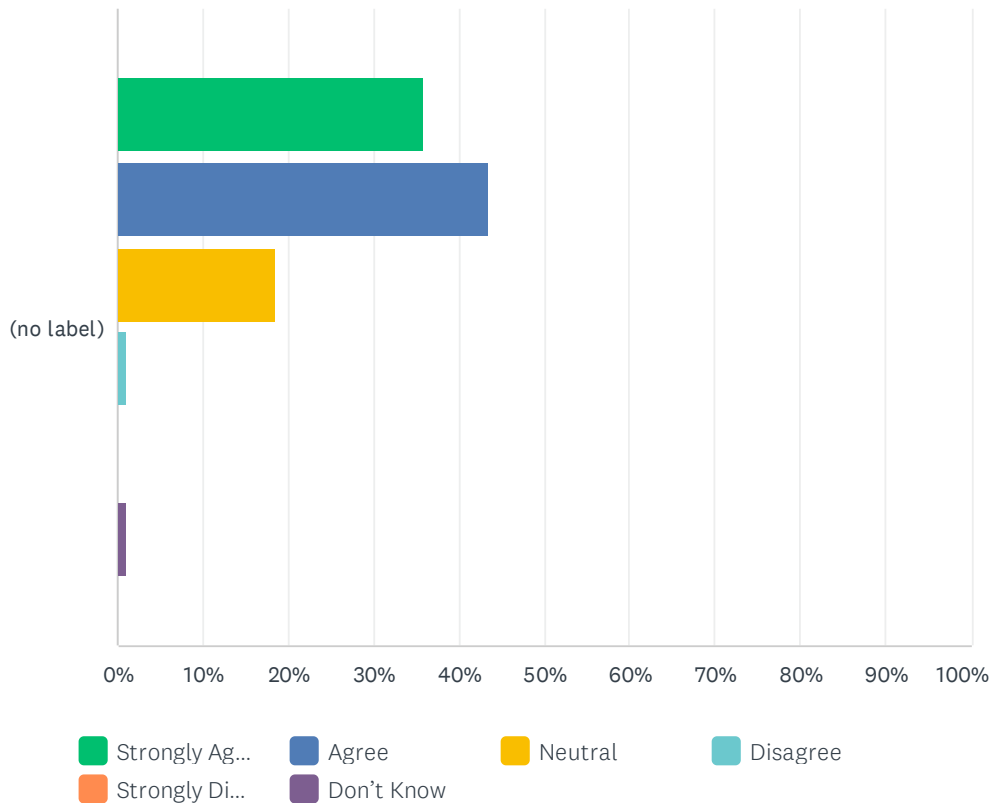
Answered: 93 Skipped: 0



	STRONGLY AGREE	AGREE	NEUTRAL	DISAGREE	STRONGLY DISAGREE	DON'T KNOW	TOTAL	WEIGHTED AVERAGE
(no label)	45.16%	43.01%	8.60%	2.15%	0.00%	1.08%	93	4.28
	42	40	8	2	0	1		

Q7 Rosary Academy provides an academically rigorous Catholic religion program taught by qualified teachers.

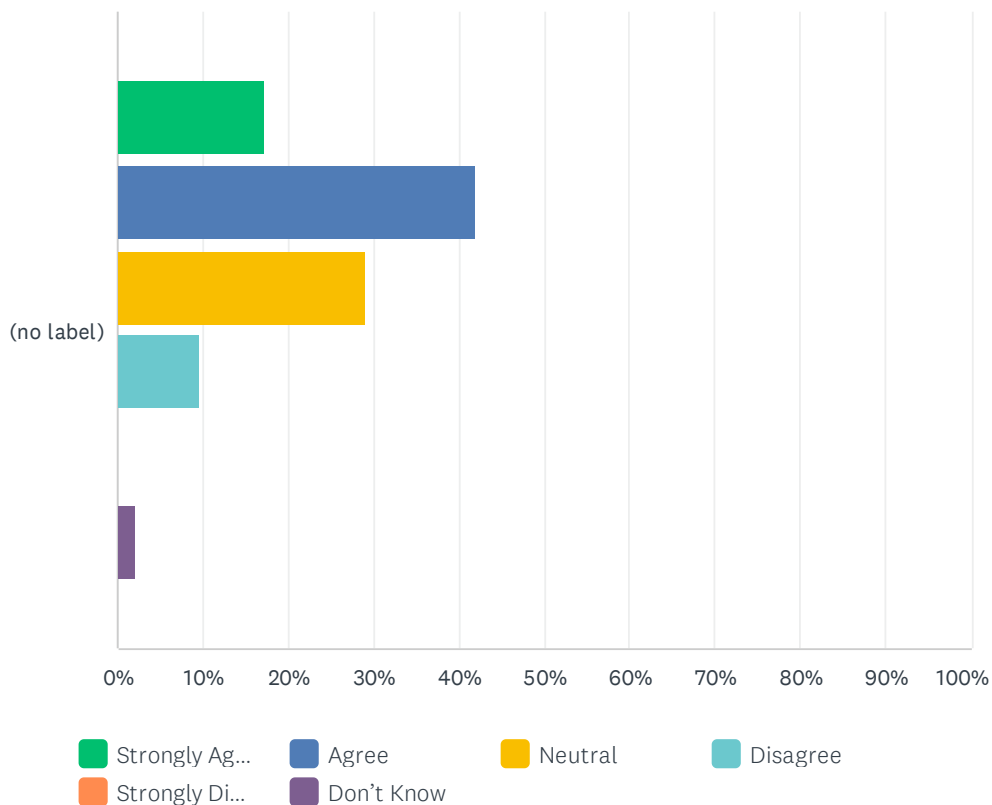
Answered: 92 Skipped: 1



	STRONGLY AGREE	AGREE	NEUTRAL	DISAGREE	STRONGLY DISAGREE	DON'T KNOW	TOTAL	WEIGHTED AVERAGE
(no label)	35.87% 33	43.48% 40	18.48% 17	1.09% 1	0.00% 0	1.09% 1	92	4.11

Q8 In all subjects, teachers help students think critically and ethically about the world around them, using the lens of Gospel values and Catholic doctrine and beliefs.

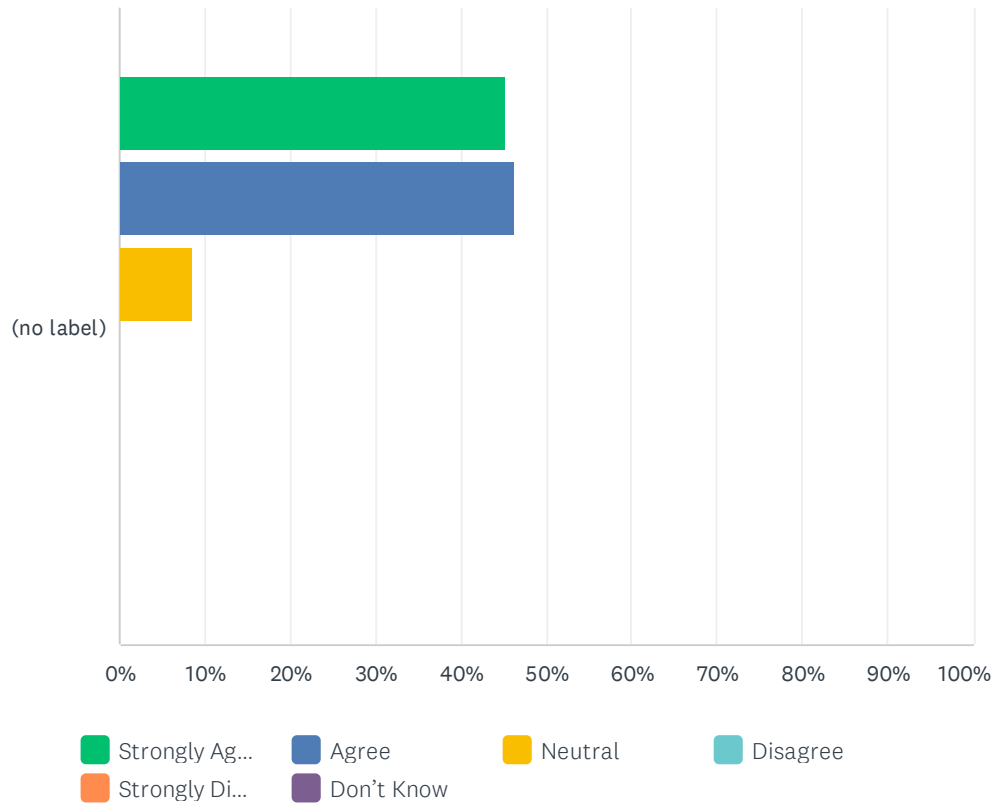
Answered: 93 Skipped: 0



	STRONGLY AGREE	AGREE	NEUTRAL	DISAGREE	STRONGLY DISAGREE	DON'T KNOW	TOTAL	WEIGHTED AVERAGE
(no label)	17.20%	41.94%	29.03%	9.68%	0.00%	2.15%	93	3.60
	16	39	27	9	0	2		

Q9 Rosary Academy provides opportunities outside the classroom for students' faith formation and participation in retreats, prayer, Mass, sacraments, and other spiritual experiences.

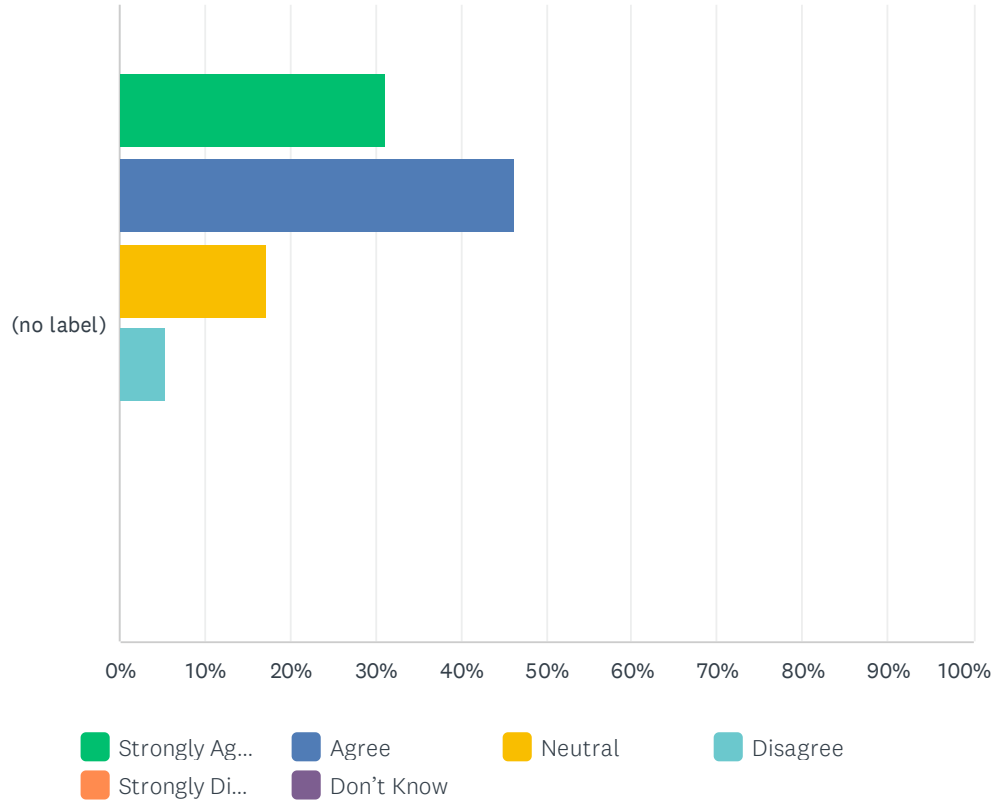
Answered: 93 Skipped: 0



	STRONGLY AGREE	AGREE	NEUTRAL	DISAGREE	STRONGLY DISAGREE	DON'T KNOW	TOTAL	WEIGHTED AVERAGE
(no label)	45.16%	46.24%	8.60%	0.00%	0.00%	0.00%	93	4.37
	42	43	8	0	0	0		

Q10 Rosary Academy provides opportunities outside the classroom for students to participate in service activities.

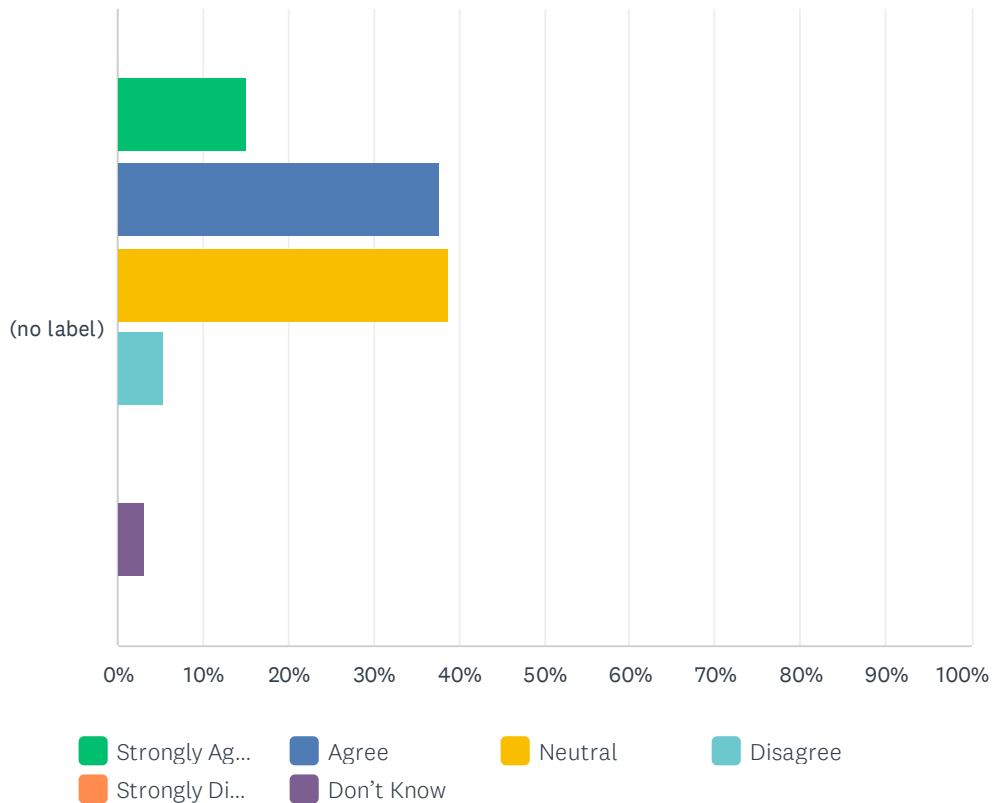
Answered: 93 Skipped: 0



	STRONGLY AGREE	AGREE	NEUTRAL	DISAGREE	STRONGLY DISAGREE	DON'T KNOW	TOTAL	WEIGHTED AVERAGE
(no label)	31.18% 29	46.24% 43	17.20% 16	5.38% 5	0.00% 0	0.00% 0	93	4.03

Q11 Administrators, faculty and staff serve as role models of faith and service to students.

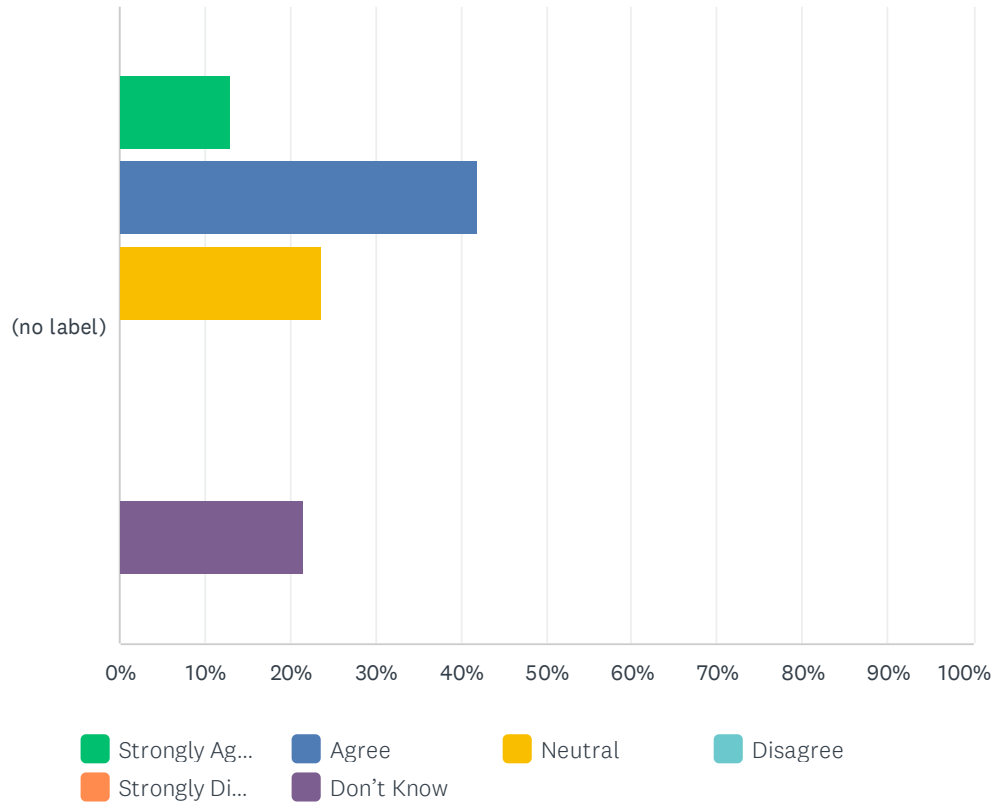
Answered: 93 Skipped: 0



	STRONGLY AGREE	AGREE	NEUTRAL	DISAGREE	STRONGLY DISAGREE	DON'T KNOW	TOTAL	WEIGHTED AVERAGE
(no label)	15.05%	37.63%	38.71%	5.38%	0.00%	3.23%	93	3.53
	14	35	36	5	0	3		

Q12 Rosary Academy provides opportunities for faith formation for faculty and staff.

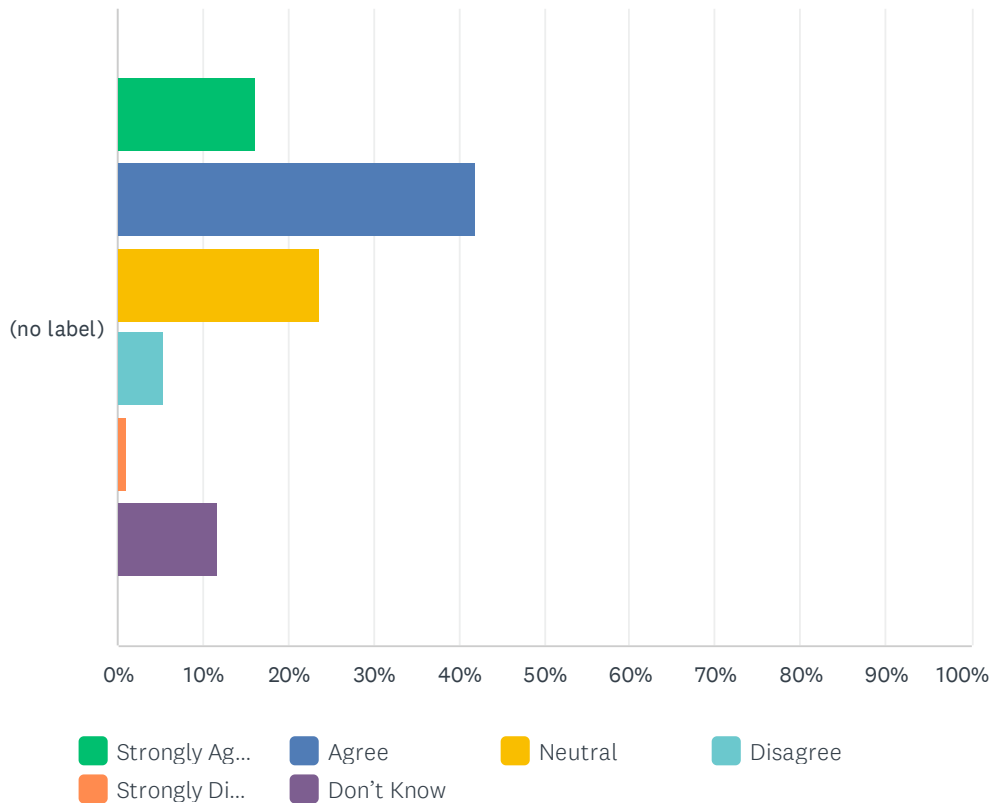
Answered: 93 Skipped: 0



	STRONGLY AGREE	AGREE	NEUTRAL	DISAGREE	STRONGLY DISAGREE	DON'T KNOW	TOTAL	WEIGHTED AVERAGE
(no label)	12.90% 12	41.94% 39	23.66% 22	0.00% 0	0.00% 0	21.51% 20	93	3.03

Q13 Rosary Academy provides opportunities for faith formation for parents/guardians and other adult members of the school community.

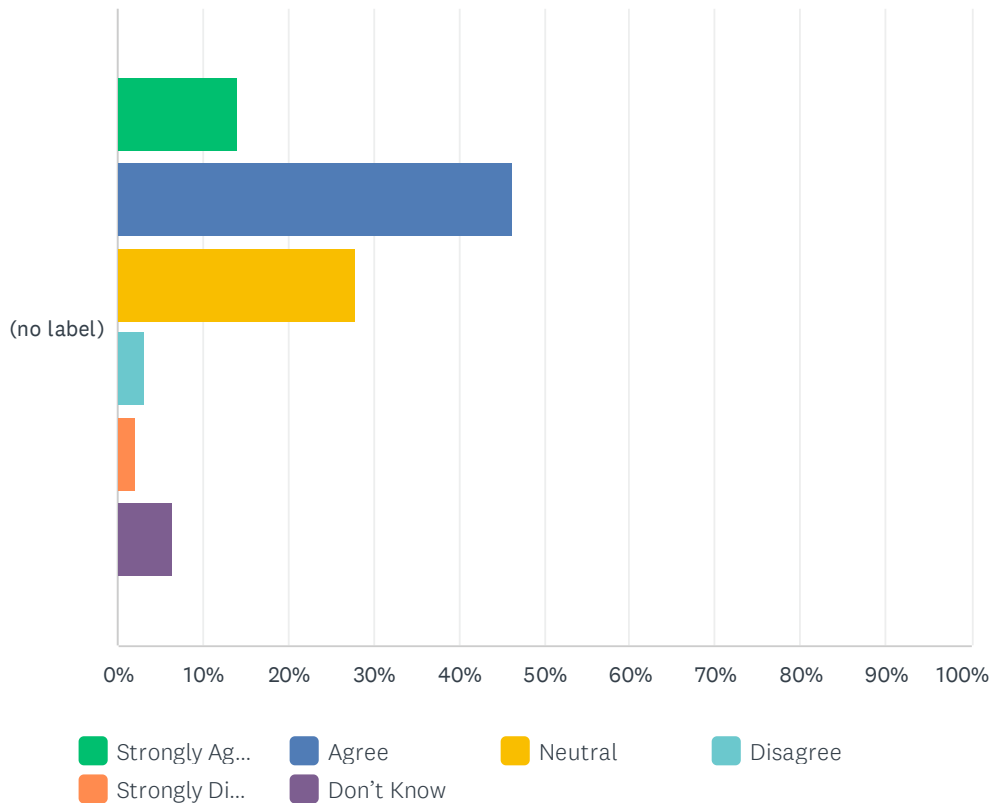
Answered: 93 Skipped: 0



	STRONGLY AGREE	AGREE	NEUTRAL	DISAGREE	STRONGLY DISAGREE	DON'T KNOW	TOTAL	WEIGHTED AVERAGE
(no label)	16.13%	41.94%	23.66%	5.38%	1.08%	11.83%	93	3.31
	15	39	22	5	1	11		

Q14 Rosary Academy helps parents/guardians support the faith life of their child.

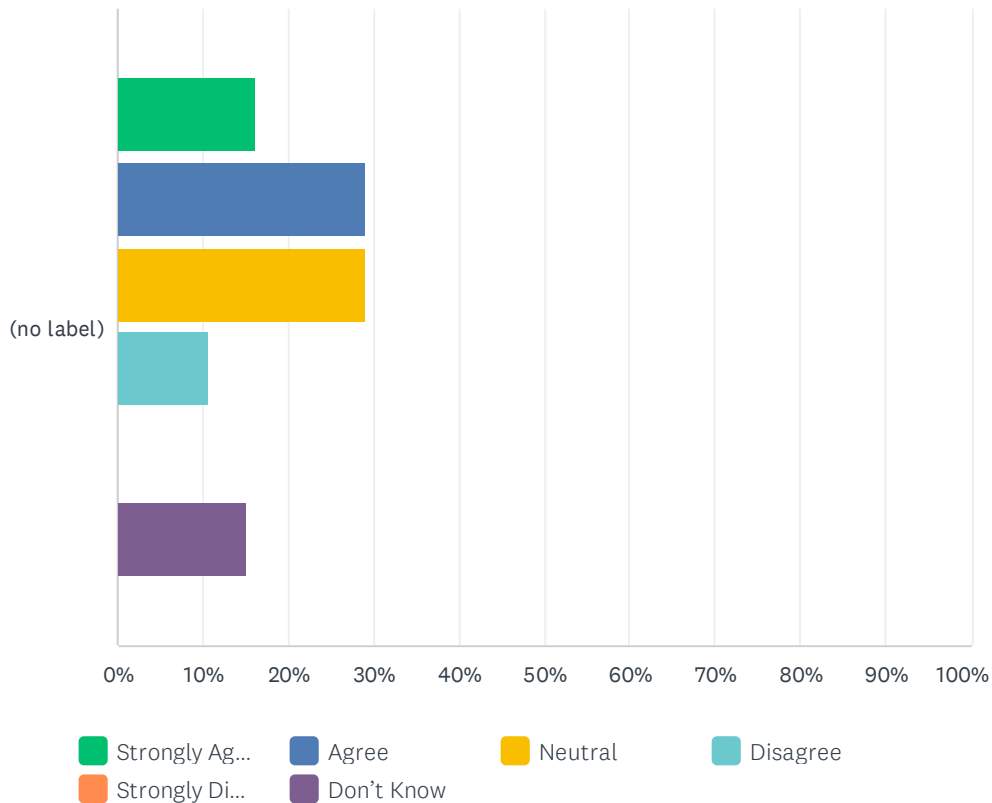
Answered: 93 Skipped: 0



	STRONGLY AGREE	AGREE	NEUTRAL	DISAGREE	STRONGLY DISAGREE	DON'T KNOW	TOTAL	WEIGHTED AVERAGE
(no label)	13.98%	46.24%	27.96%	3.23%	2.15%	6.45%	93	3.47
	13	43	26	3	2	6		

Q15 Rosary Academy provides opportunities for adult members of the school community to participate in service activities.

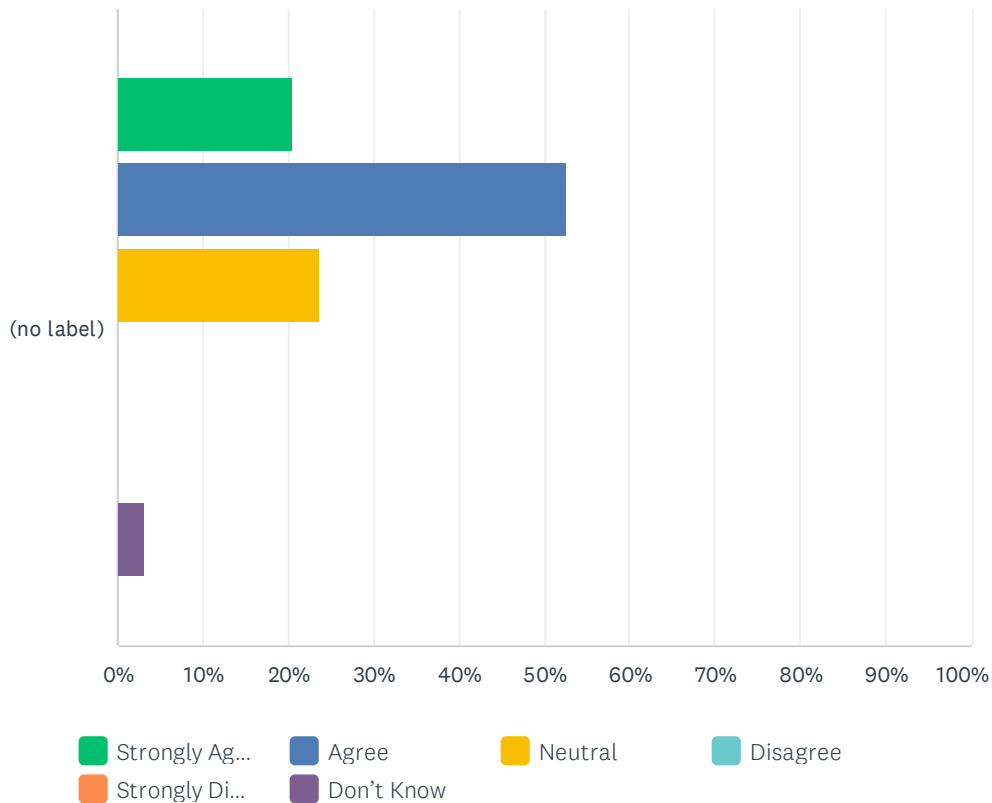
Answered: 93 Skipped: 0



	STRONGLY AGREE	AGREE	NEUTRAL	DISAGREE	STRONGLY DISAGREE	DON'T KNOW	TOTAL	WEIGHTED AVERAGE
(no label)	16.13%	29.03%	29.03%	10.75%	0.00%	15.05%	93	3.05
	15	27	27	10	0	14		

Q16 The faculty and staff in the school support the faith life of the school community.

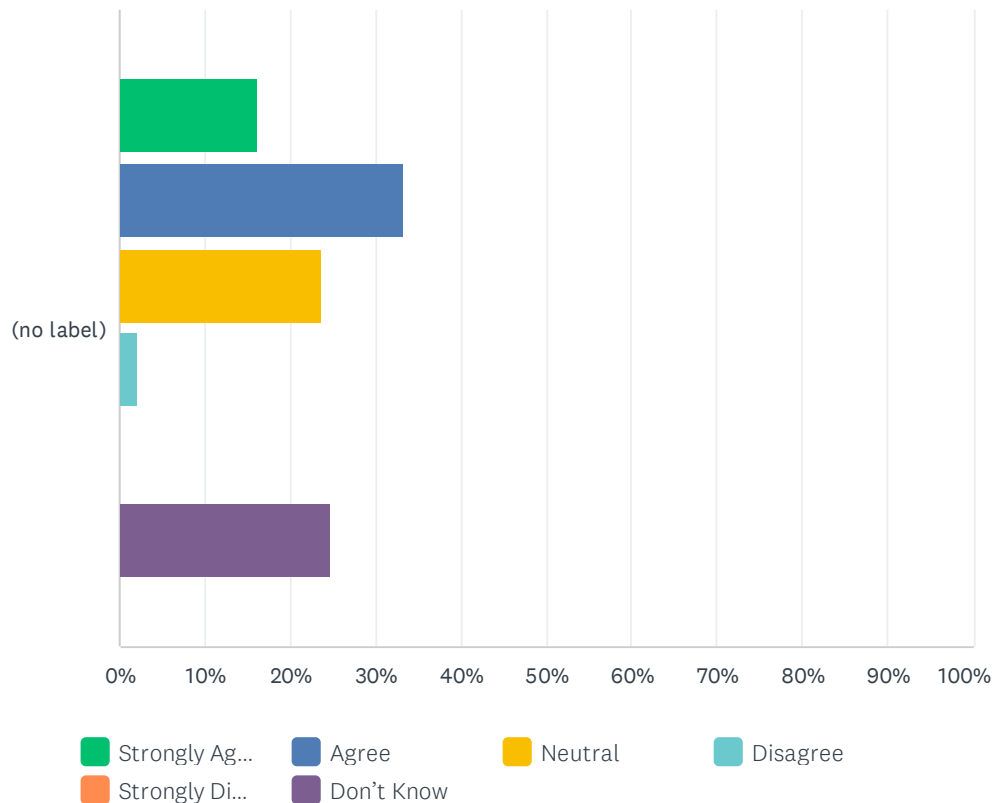
Answered: 93 Skipped: 0



	STRONGLY AGREE	AGREE	NEUTRAL	DISAGREE	STRONGLY DISAGREE	DON'T KNOW	TOTAL	WEIGHTED AVERAGE
(no label)	20.43% 19	52.69% 49	23.66% 22	0.00% 0	0.00% 0	3.23% 3	93	3.84

Q17 There is a person or group (such as a consultative board) who collaborates with the school administration to make or recommend decisions for the success of the school.

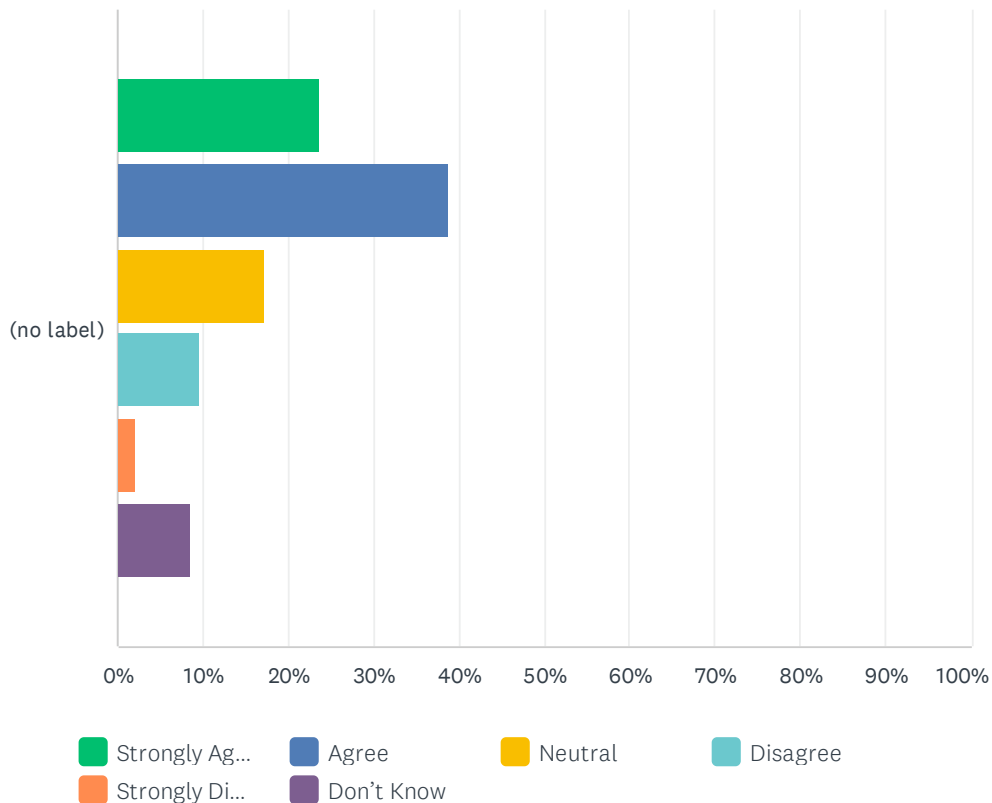
Answered: 93 Skipped: 0



	STRONGLY AGREE	AGREE	NEUTRAL	DISAGREE	STRONGLY DISAGREE	DON'T KNOW	TOTAL	WEIGHTED AVERAGE
(no label)	16.13%	33.33%	23.66%	2.15%	0.00%	24.73%	93	2.89
	15	31	22	2	0	23		

Q18 Rosary Academy administration takes responsibility for the development and oversight of school programs, personnel, and school operations.

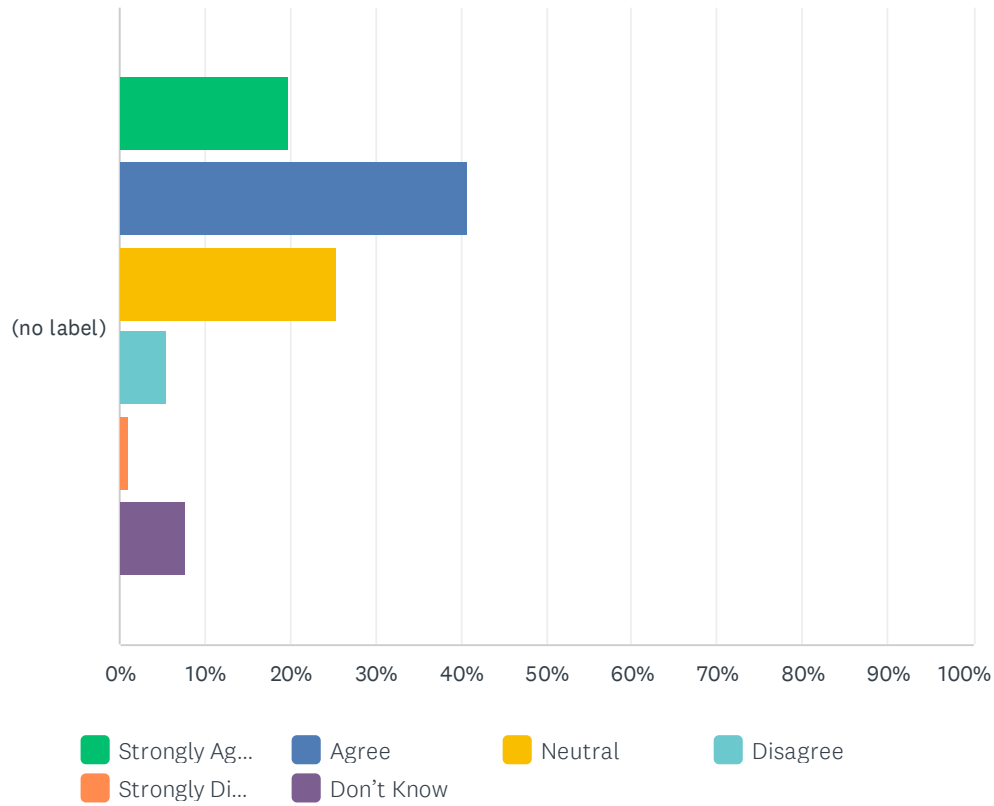
Answered: 93 Skipped: 0



	STRONGLY AGREE	AGREE	NEUTRAL	DISAGREE	STRONGLY DISAGREE	DON'T KNOW	TOTAL	WEIGHTED AVERAGE
(no label)	23.66% 22	38.71% 36	17.20% 16	9.68% 9	2.15% 2	8.60% 8	93	3.46

Q19 Rosary Academy administration involves all members of the school community to ensure that everything we do embodies the school's mission and vision.

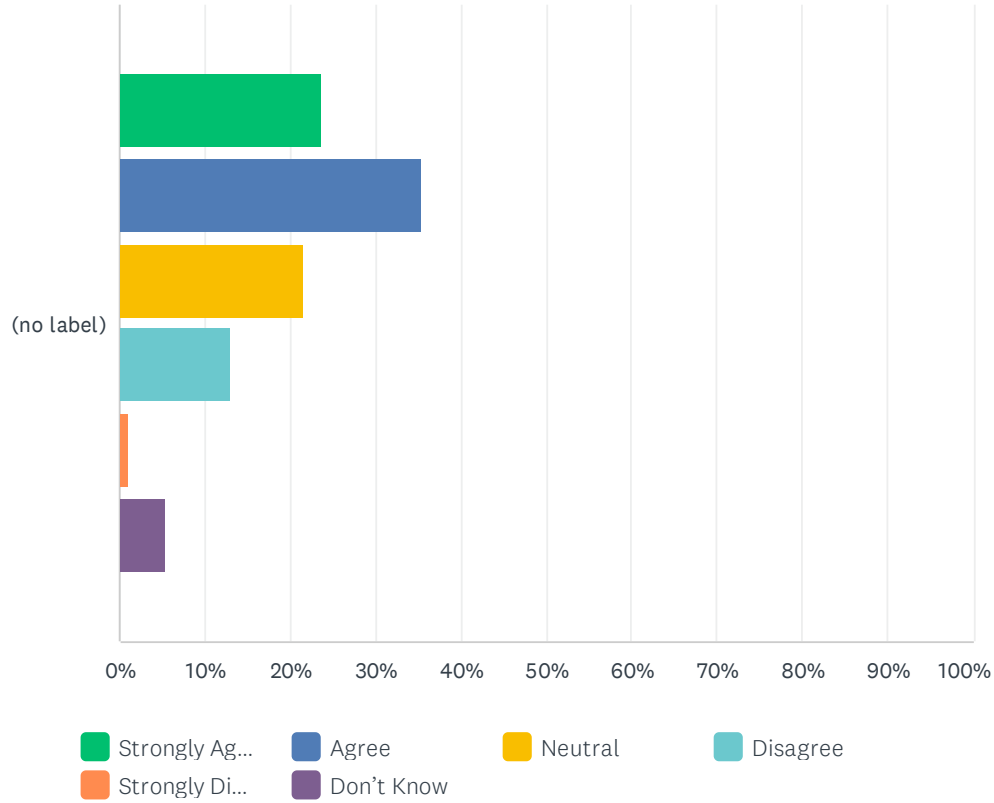
Answered: 91 Skipped: 2



	STRONGLY AGREE	AGREE	NEUTRAL	DISAGREE	STRONGLY DISAGREE	DON'T KNOW	TOTAL	WEIGHTED AVERAGE
(no label)	19.78%	40.66%	25.27%	5.49%	1.10%	7.69%	91	3.49
	18	37	23	5	1	7		

Q20 Rosary Academy administration finds ways to help faculty, staff, students, and parents collaborate in striving for excellence in all aspects of the school.

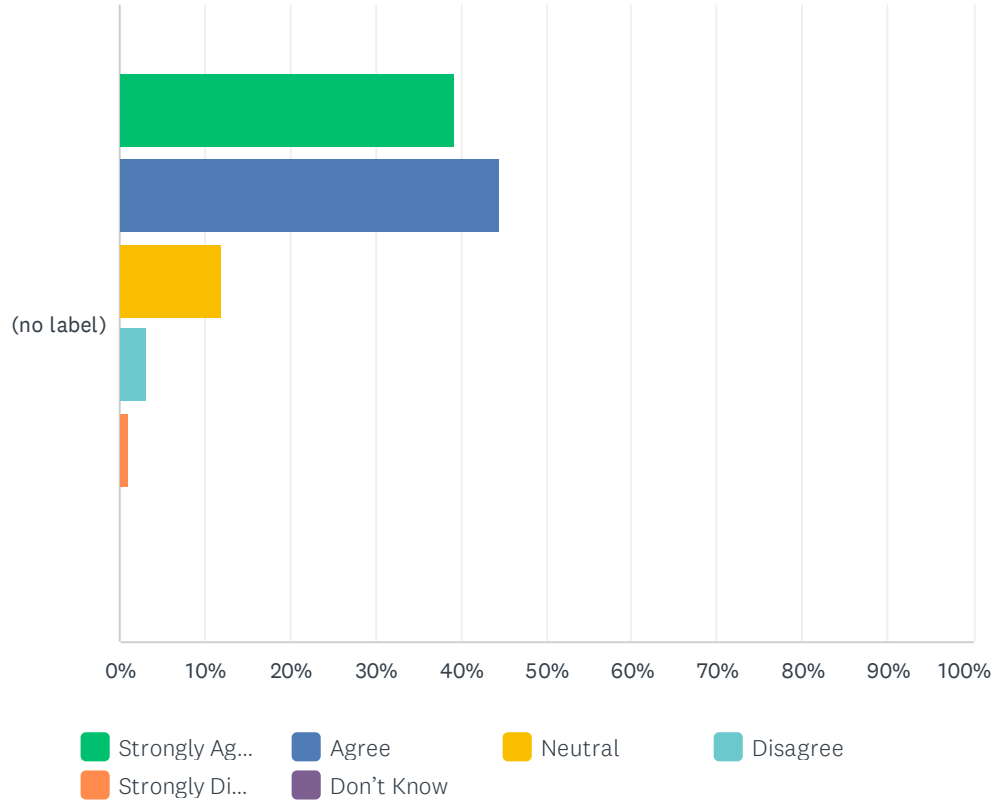
Answered: 93 Skipped: 0



	STRONGLY AGREE	AGREE	NEUTRAL	DISAGREE	STRONGLY DISAGREE	DON'T KNOW	TOTAL	WEIGHTED AVERAGE
(no label)	23.66%	35.48%	21.51%	12.90%	1.08%	5.38%	93	3.52
	22	33	20	12	1	5		

Q21 Rosary Academy has a challenging curriculum infused with Gospel values that prepare students for college, work, and life.

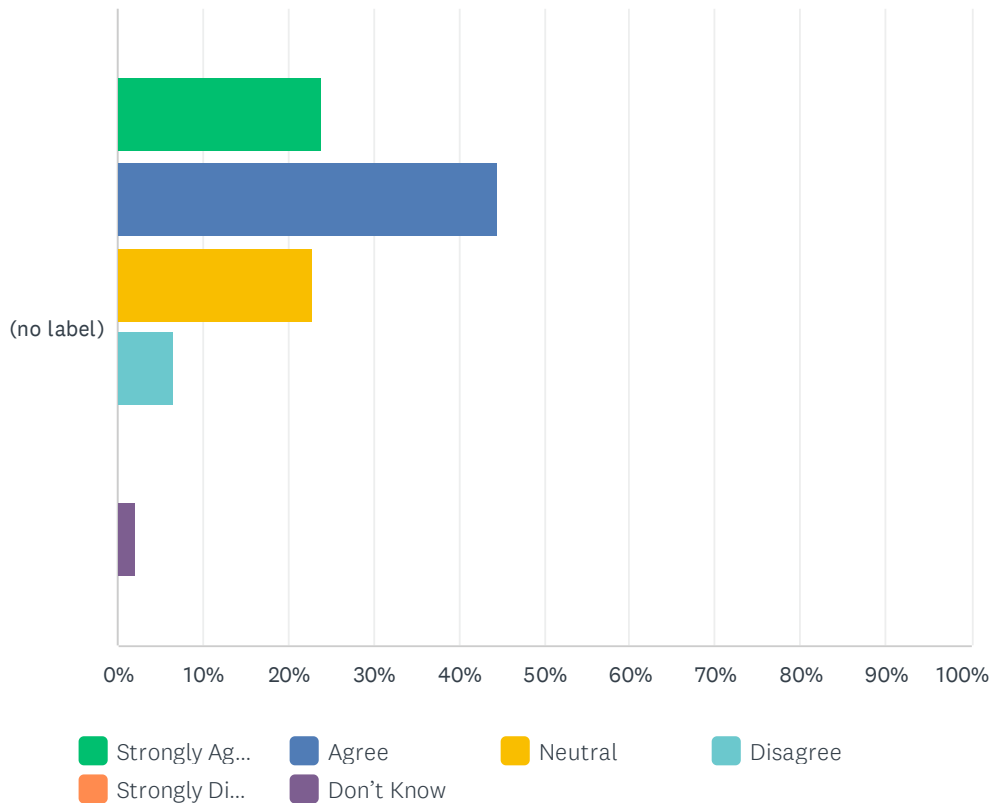
Answered: 92 Skipped: 1



	STRONGLY AGREE	AGREE	NEUTRAL	DISAGREE	STRONGLY DISAGREE	DON'T KNOW	TOTAL	WEIGHTED AVERAGE
(no label)	39.13% 36	44.57% 41	11.96% 11	3.26% 3	1.09% 1	0.00% 0	92	4.17

Q22 The curriculum at Rosary Academy prepares students to be capable and critical users of media and technology.

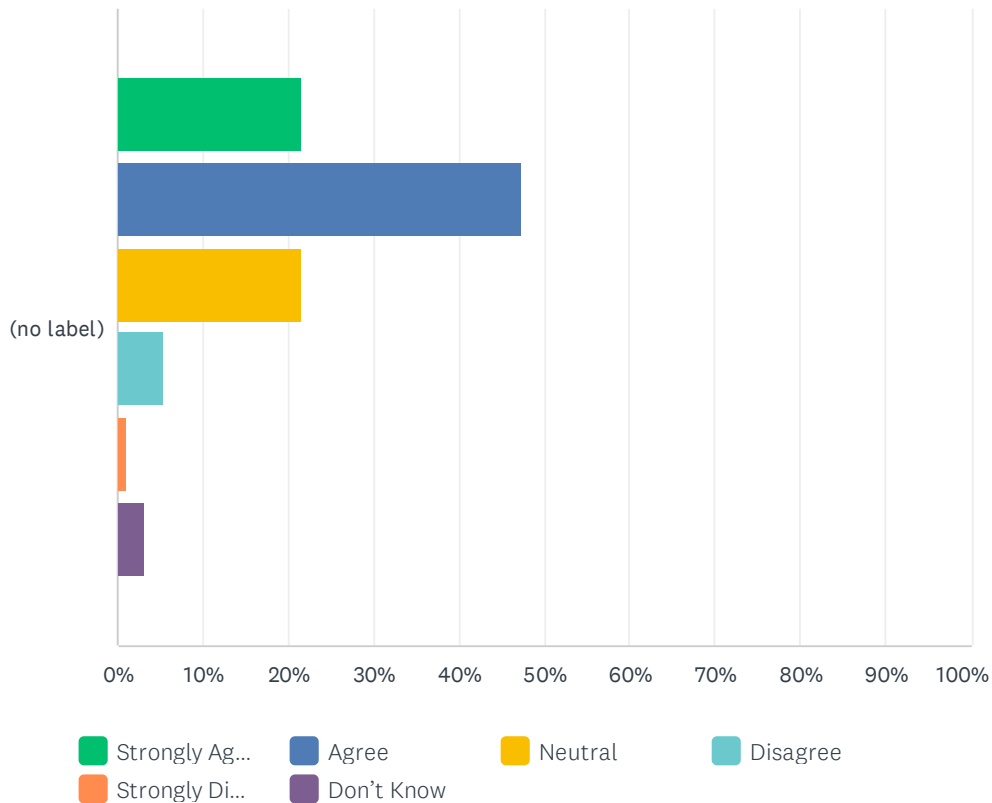
Answered: 92 Skipped: 1



	STRONGLY AGREE	AGREE	NEUTRAL	DISAGREE	STRONGLY DISAGREE	DON'T KNOW	TOTAL	WEIGHTED AVERAGE
(no label)	23.91% 22	44.57% 41	22.83% 21	6.52% 6	0.00% 0	2.17% 2	92	3.79

Q23 The curriculum and instruction at Rosary Academy prepares students to be capable and critical users of media and technology.

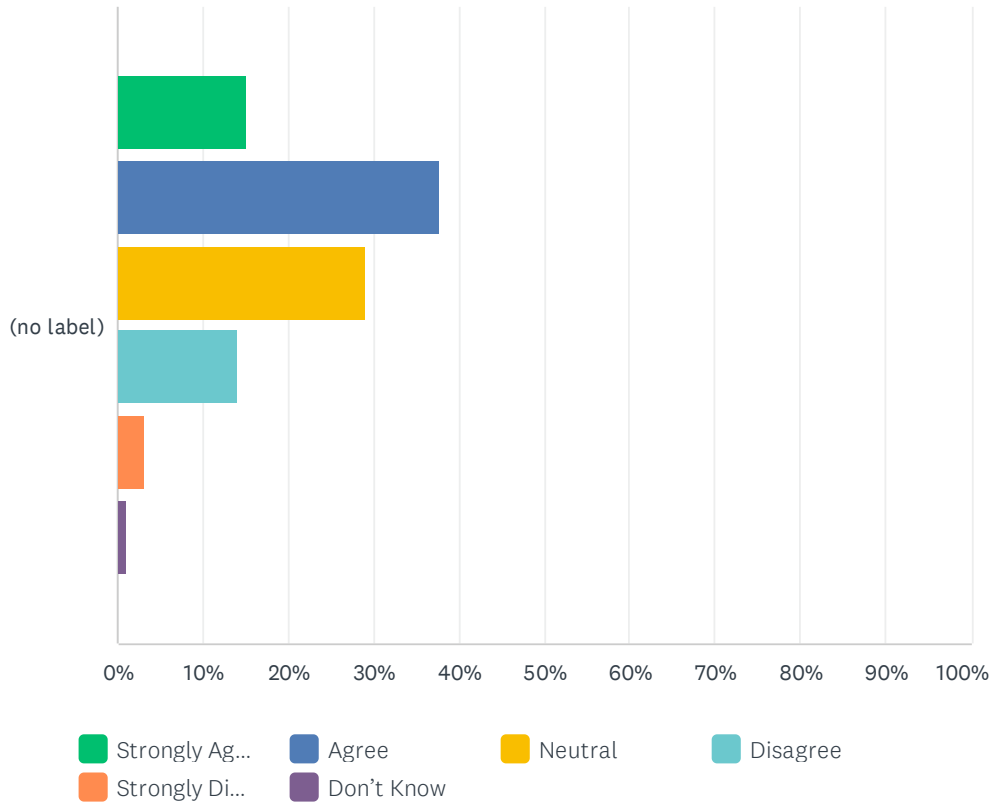
Answered: 93 Skipped: 0



	STRONGLY AGREE	AGREE	NEUTRAL	DISAGREE	STRONGLY DISAGREE	DON'T KNOW	TOTAL	WEIGHTED AVERAGE
(no label)	21.51% 20	47.31% 44	21.51% 20	5.38% 5	1.08% 1	3.23% 3	93	3.73

Q24 Teachers use effective instruction to deliver the curriculum.

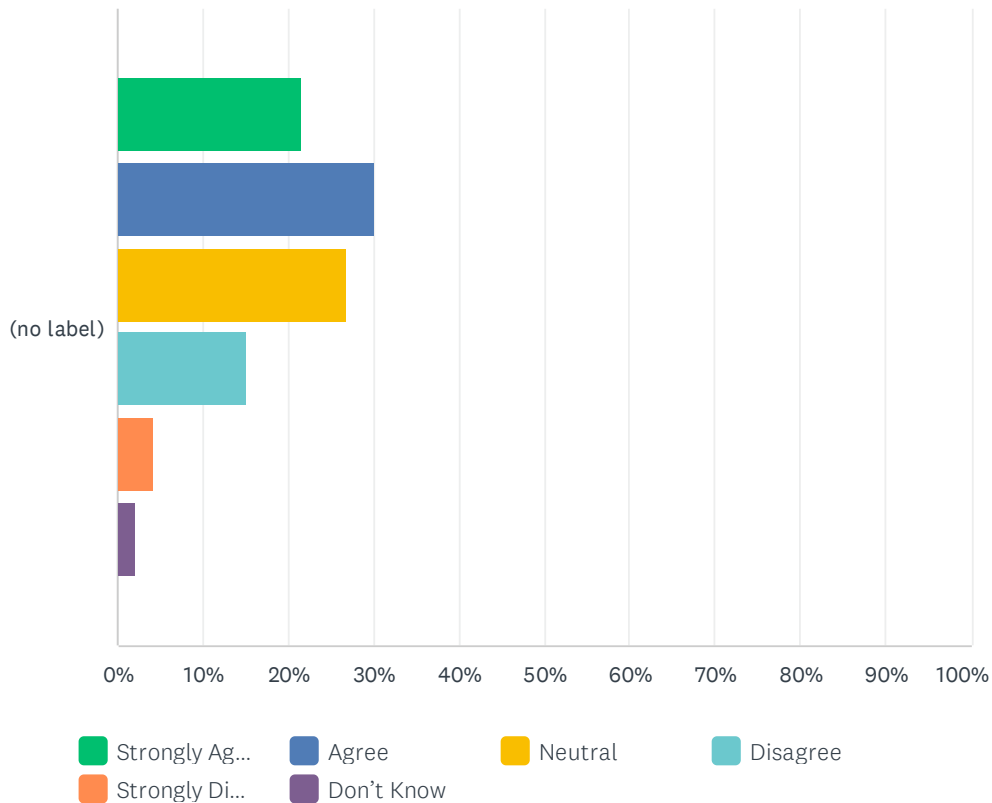
Answered: 93 Skipped: 0



	STRONGLY AGREE	AGREE	NEUTRAL	DISAGREE	STRONGLY DISAGREE	DON'T KNOW	TOTAL	WEIGHTED AVERAGE
(no label)	15.05% 14	37.63% 35	29.03% 27	13.98% 13	3.23% 3	1.08% 1	93	3.44

Q25 At Rosary Academy, teachers use different teaching approaches to meet the diverse needs of all students.

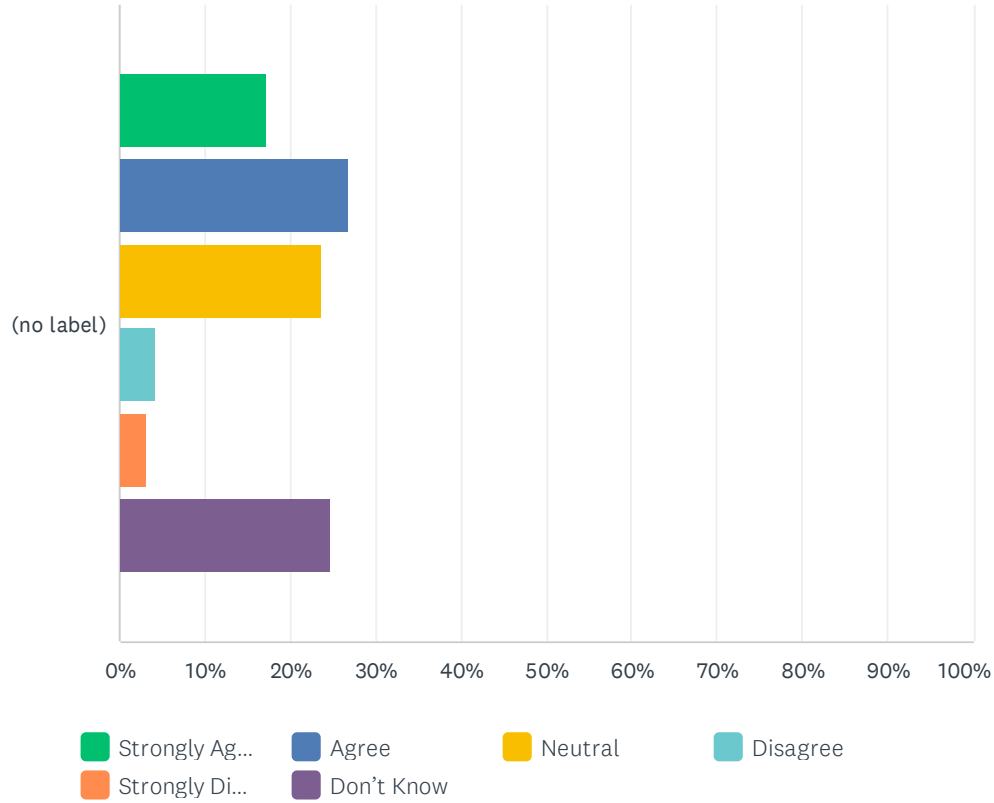
Answered: 93 Skipped: 0



	STRONGLY AGREE	AGREE	NEUTRAL	DISAGREE	STRONGLY DISAGREE	DON'T KNOW	TOTAL	WEIGHTED AVERAGE
(no label)	21.51% 20	30.11% 28	26.88% 25	15.05% 14	4.30% 4	2.15% 2	93	3.43

Q26 At Rosary Academy, teachers work together to help each other become better teachers.

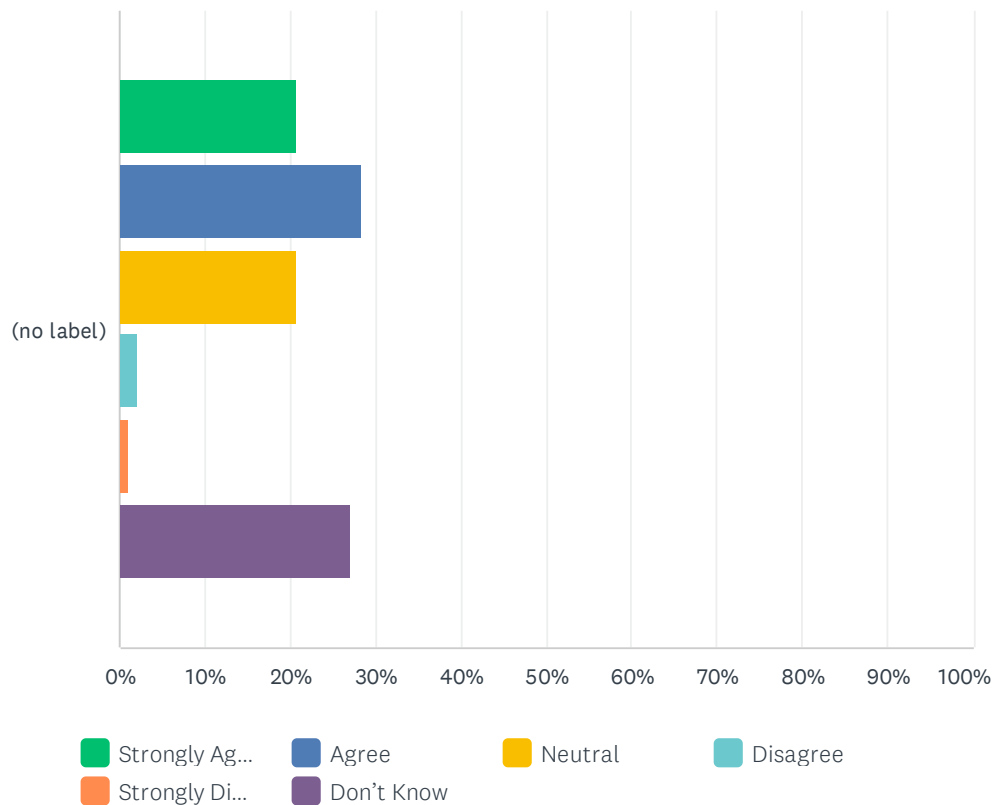
Answered: 93 Skipped: 0



	STRONGLY AGREE	AGREE	NEUTRAL	DISAGREE	STRONGLY DISAGREE	DON'T KNOW	TOTAL	WEIGHTED AVERAGE
(no label)	17.20%	26.88%	23.66%	4.30%	3.23%	24.73%	93	2.76
	16	25	22	4	3	23		

Q27 At Rosary Academy, all administrators, faculty, and staff engage in ongoing professional development.

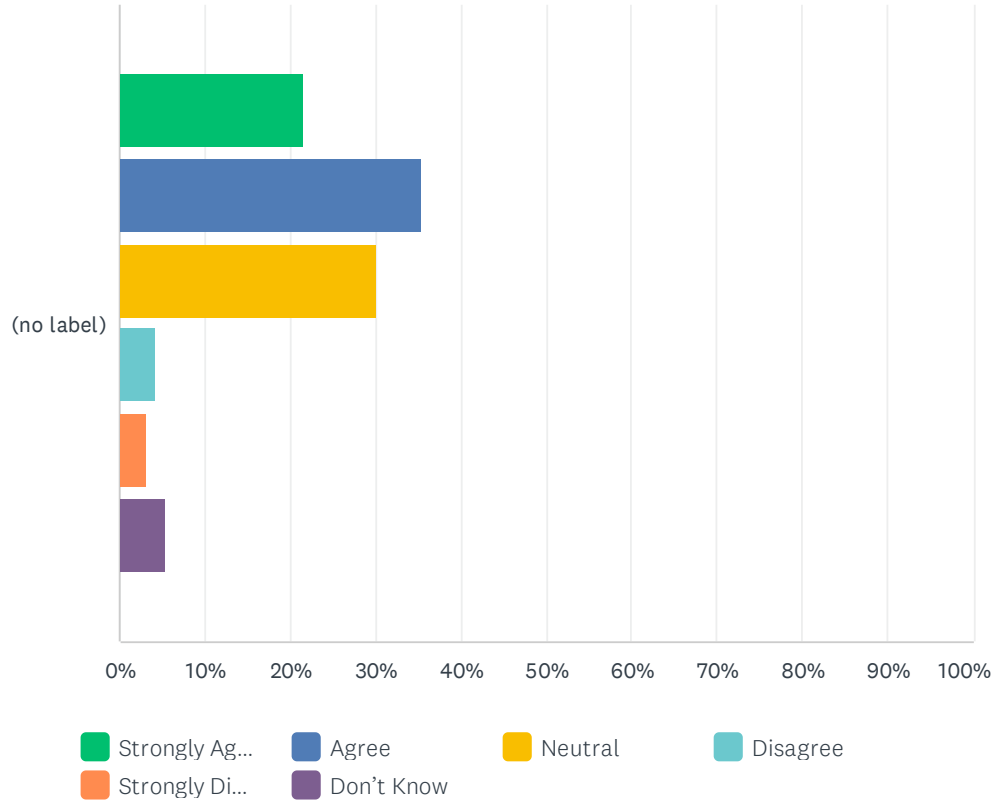
Answered: 92 Skipped: 1



	STRONGLY AGREE	AGREE	NEUTRAL	DISAGREE	STRONGLY DISAGREE	DON'T KNOW	TOTAL	WEIGHTED AVERAGE
(no label)	20.65% 19	28.26% 26	20.65% 19	2.17% 2	1.09% 1	27.17% 25	92	2.84

Q28 At Rosary Academy, teachers follow school-wide policies and procedures to fairly evaluate and communicate student performance.

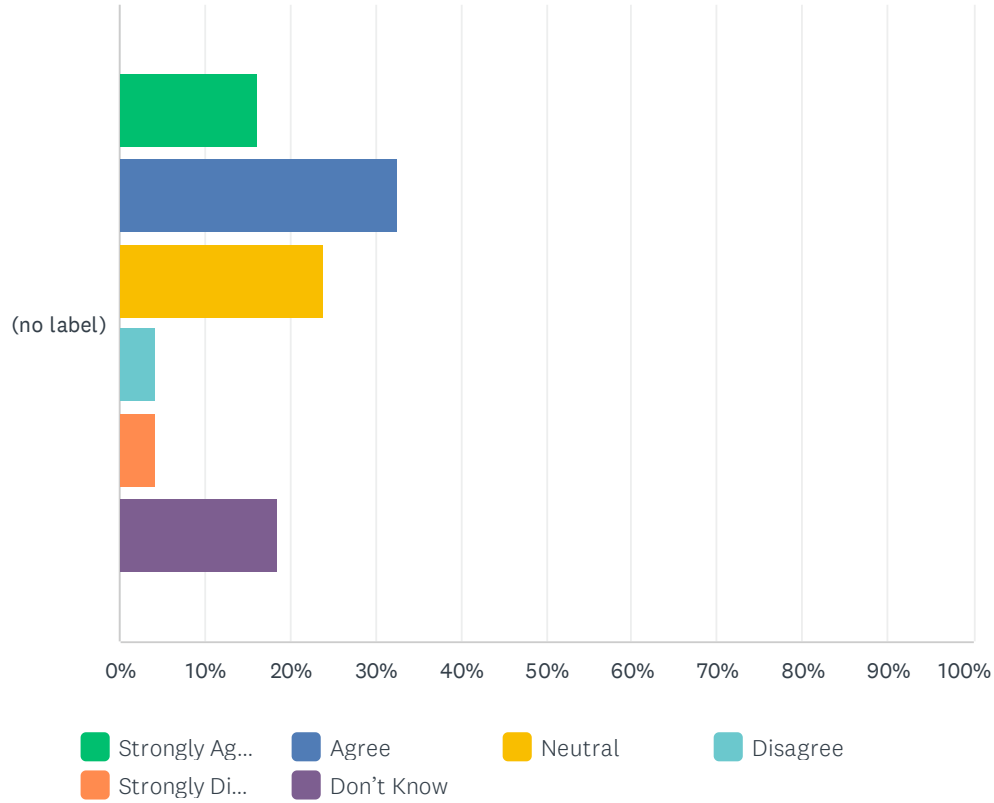
Answered: 93 Skipped: 0



	STRONGLY AGREE	AGREE	NEUTRAL	DISAGREE	STRONGLY DISAGREE	DON'T KNOW	TOTAL	WEIGHTED AVERAGE
(no label)	21.51%	35.48%	30.11%	4.30%	3.23%	5.38%	93	3.52
	20	33	28	4	3	5		

Q29 At Rosary Academy, teachers work together to use data on student performance to review and improve courses and instruction.

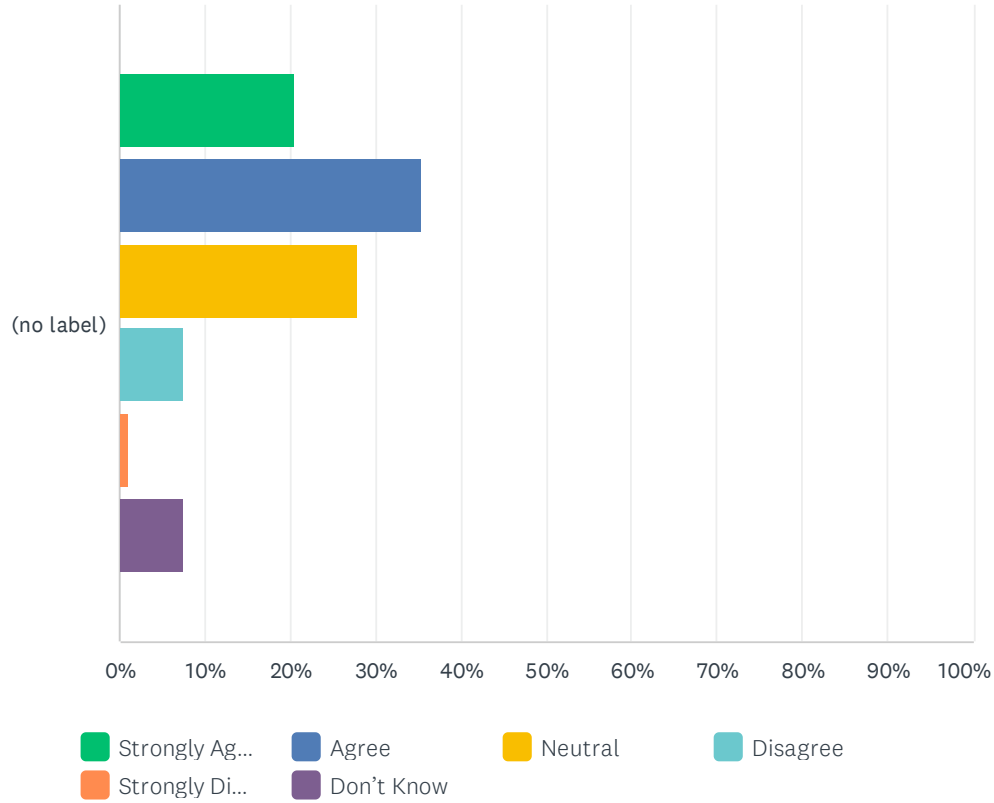
Answered: 92 Skipped: 1



	STRONGLY AGREE	AGREE	NEUTRAL	DISAGREE	STRONGLY DISAGREE	DON'T KNOW	TOTAL	WEIGHTED AVERAGE
(no label)	16.30%	32.61%	23.91%	4.35%	4.35%	18.48%	92	2.97
	15	30	22	4	4	17		

Q30 Teachers vary the types of assessments they use to monitor individual and class-wide student learning.

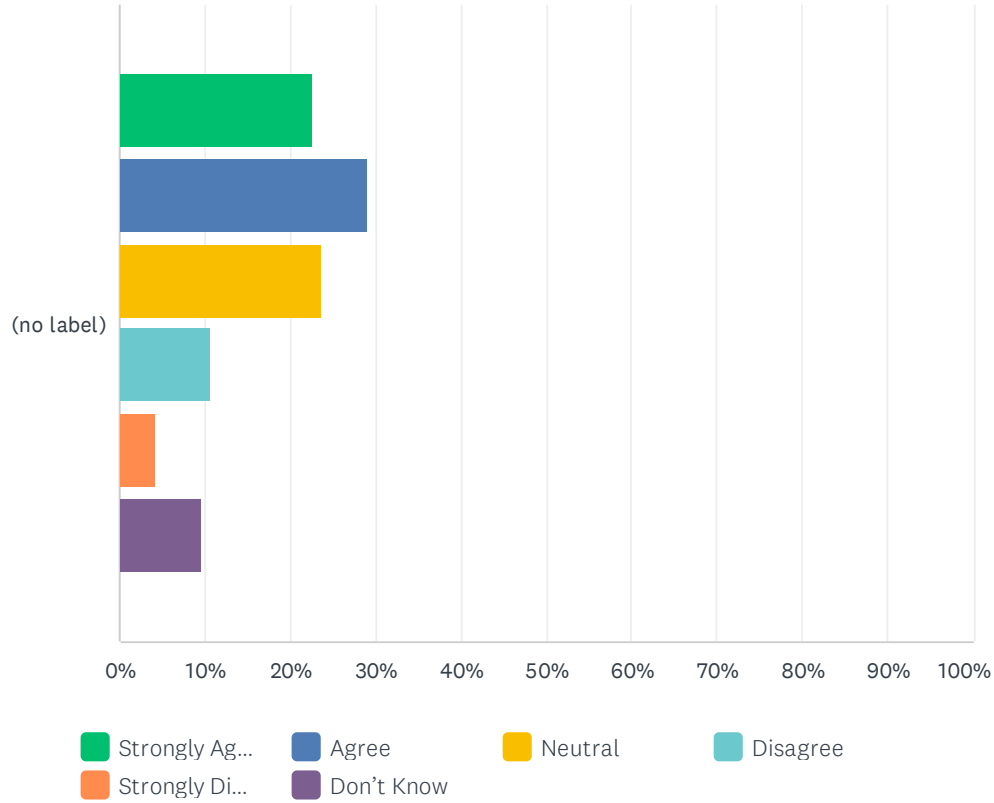
Answered: 93 Skipped: 0



	STRONGLY AGREE	AGREE	NEUTRAL	DISAGREE	STRONGLY DISAGREE	DON'T KNOW	TOTAL	WEIGHTED AVERAGE
(no label)	20.43% 19	35.48% 33	27.96% 26	7.53% 7	1.08% 1	7.53% 7	93	3.44

Q31 Rosary Academy communicates how well students achieve compared to similar students locally and/or nationally.

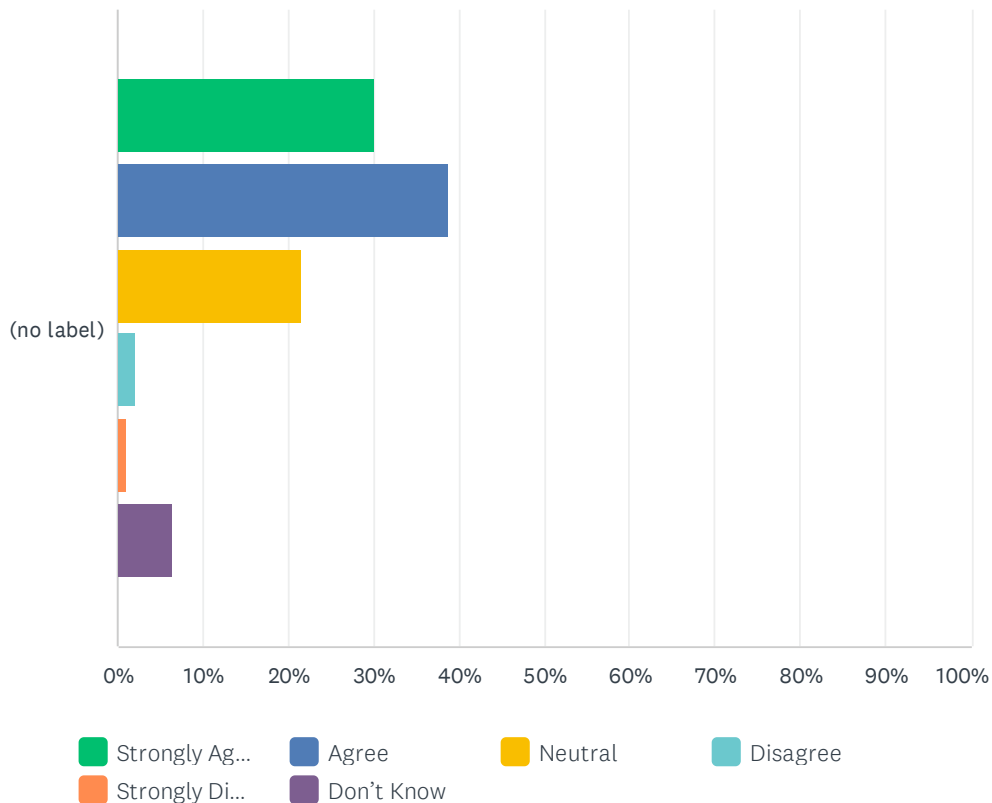
Answered: 93 Skipped: 0



	STRONGLY AGREE	AGREE	NEUTRAL	DISAGREE	STRONGLY DISAGREE	DON'T KNOW	TOTAL	WEIGHTED AVERAGE
(no label)	22.58%	29.03%	23.66%	10.75%	4.30%	9.68%	93	3.26
	21	27	22	10	4	9		

Q32 Rosary Academy provides programs and services that help students successfully complete the school program (for example, guidance and resource programs).

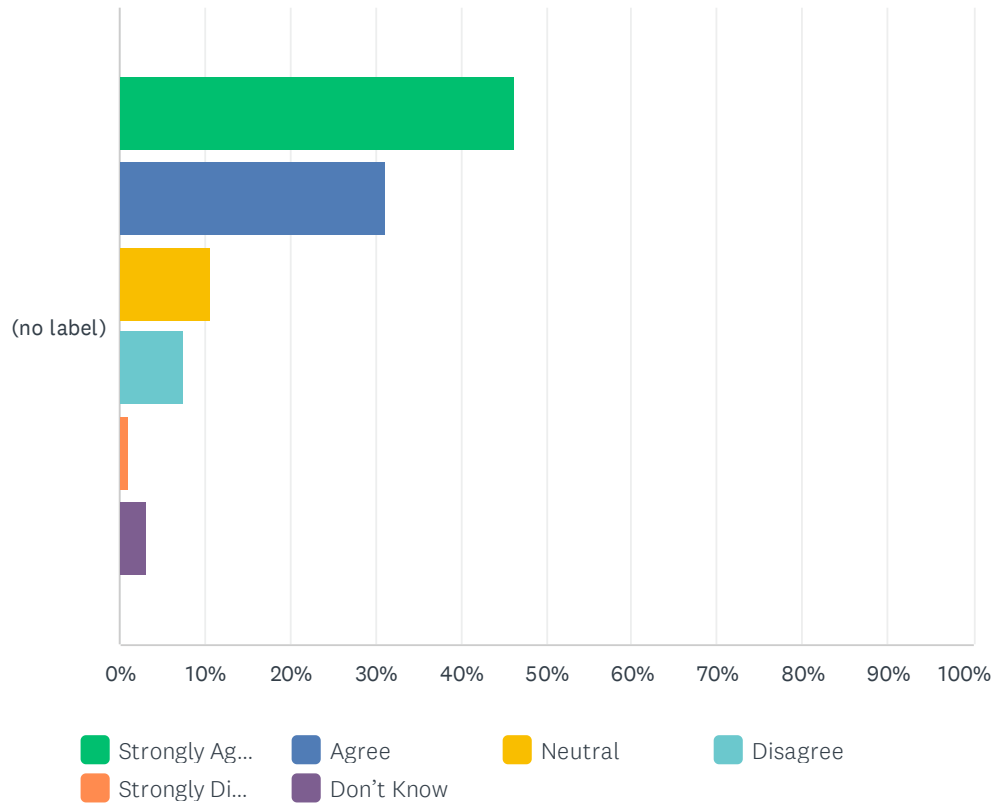
Answered: 93 Skipped: 0



	STRONGLY AGREE	AGREE	NEUTRAL	DISAGREE	STRONGLY DISAGREE	DON'T KNOW	TOTAL	WEIGHTED AVERAGE
(no label)	30.11% 28	38.71% 36	21.51% 20	2.15% 2	1.08% 1	6.45% 6	93	3.75

Q33 Rosary Academy provides co-curricular and extra-curricular programs for students to develop their gifts and talents and enhance their creative, artistic, social/emotional, physical, and spiritual potential.

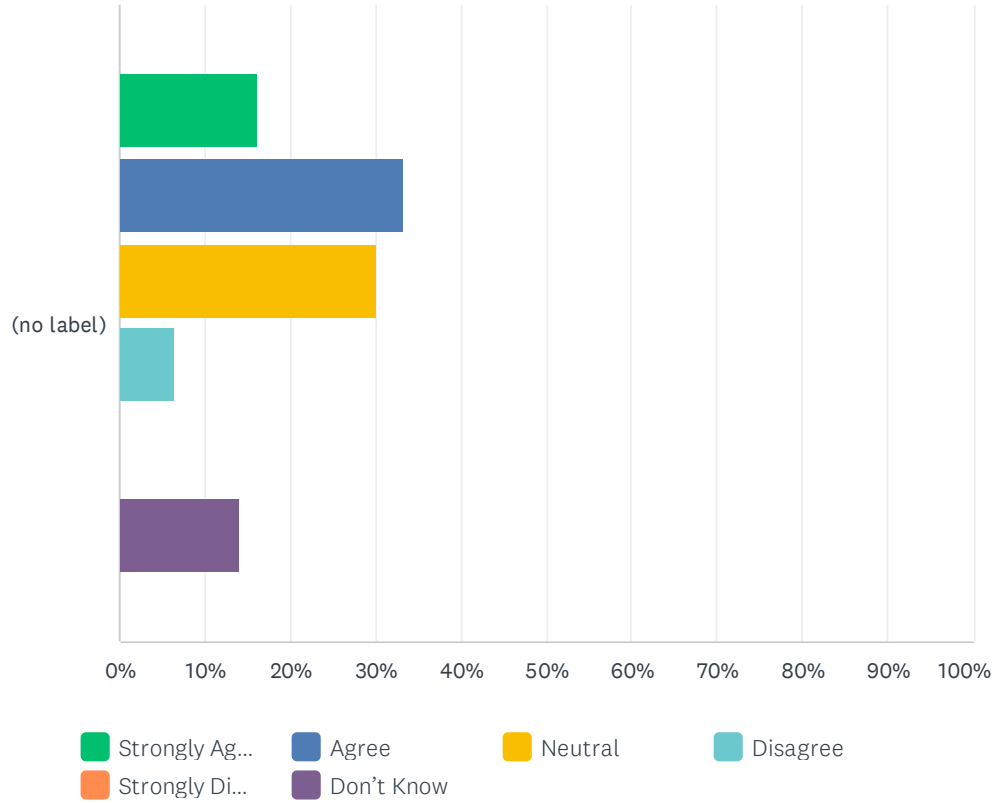
Answered: 93 Skipped: 0



	STRONGLY AGREE	AGREE	NEUTRAL	DISAGREE	STRONGLY DISAGREE	DON'T KNOW	TOTAL	WEIGHTED AVERAGE
(no label)	46.24%	31.18%	10.75%	7.53%	1.08%	3.23%	93	4.04
	43	29	10	7	1	3		

Q34 Rosary Academy provides opportunities for parents/guardians to be involved in the education of their students.

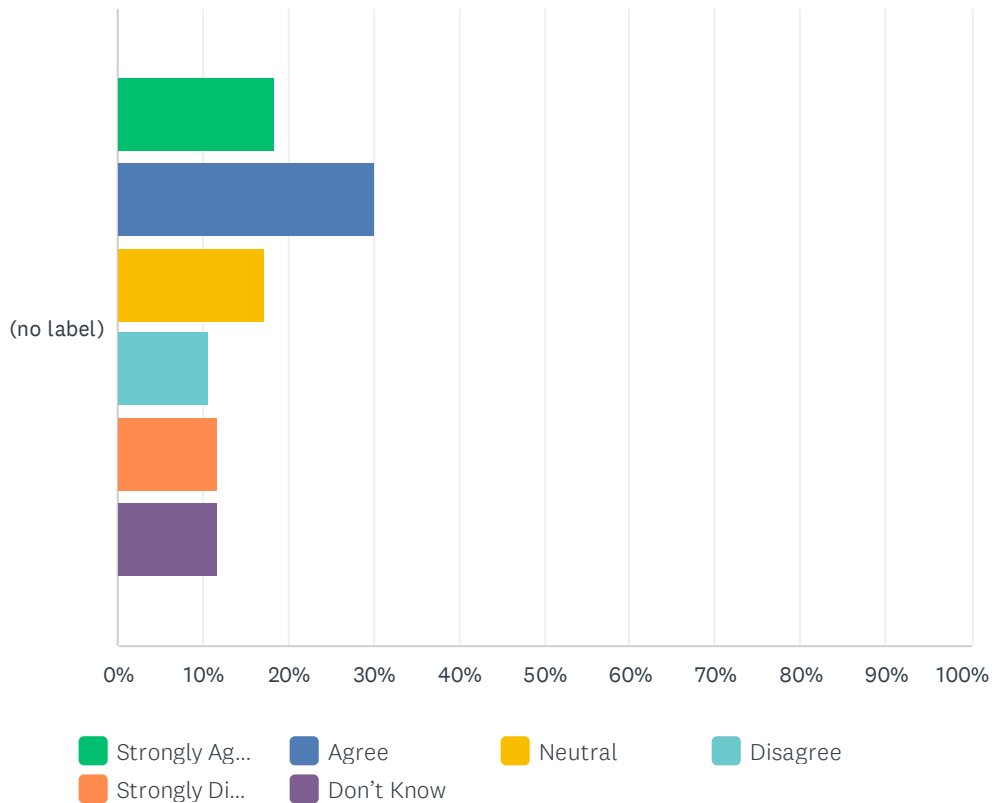
Answered: 93 Skipped: 0



	STRONGLY AGREE	AGREE	NEUTRAL	DISAGREE	STRONGLY DISAGREE	DON'T KNOW	TOTAL	WEIGHTED AVERAGE
(no label)	16.13%	33.33%	30.11%	6.45%	0.00%	13.98%	93	3.17
	15	31	28	6	0	13		

Q35 Rosary Academy treats everyone who works at the school with consistency, fairness, and justice.

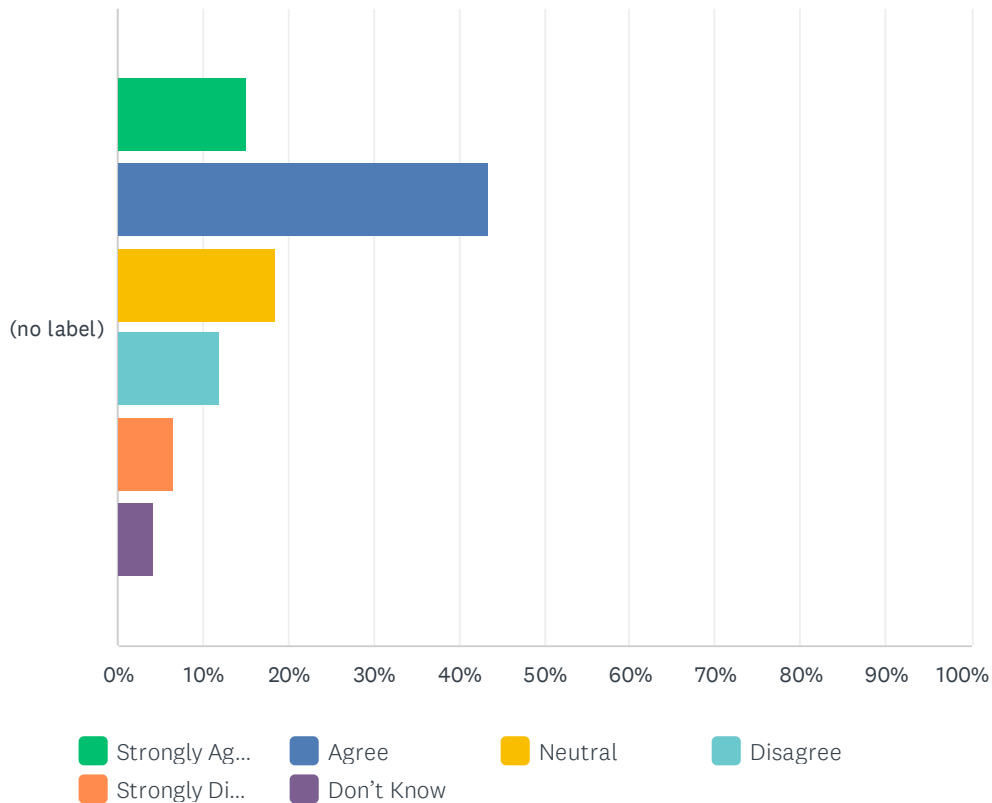
Answered: 93 Skipped: 0



	STRONGLY AGREE	AGREE	NEUTRAL	DISAGREE	STRONGLY DISAGREE	DON'T KNOW	TOTAL	WEIGHTED AVERAGE
(no label)	18.28%	30.11%	17.20%	10.75%	11.83%	11.83%	93	2.97
	17	28	16	10	11	11		

Q36 Rosary Academy manages facilities, equipment, and technology in ways that enhance teaching and learning.

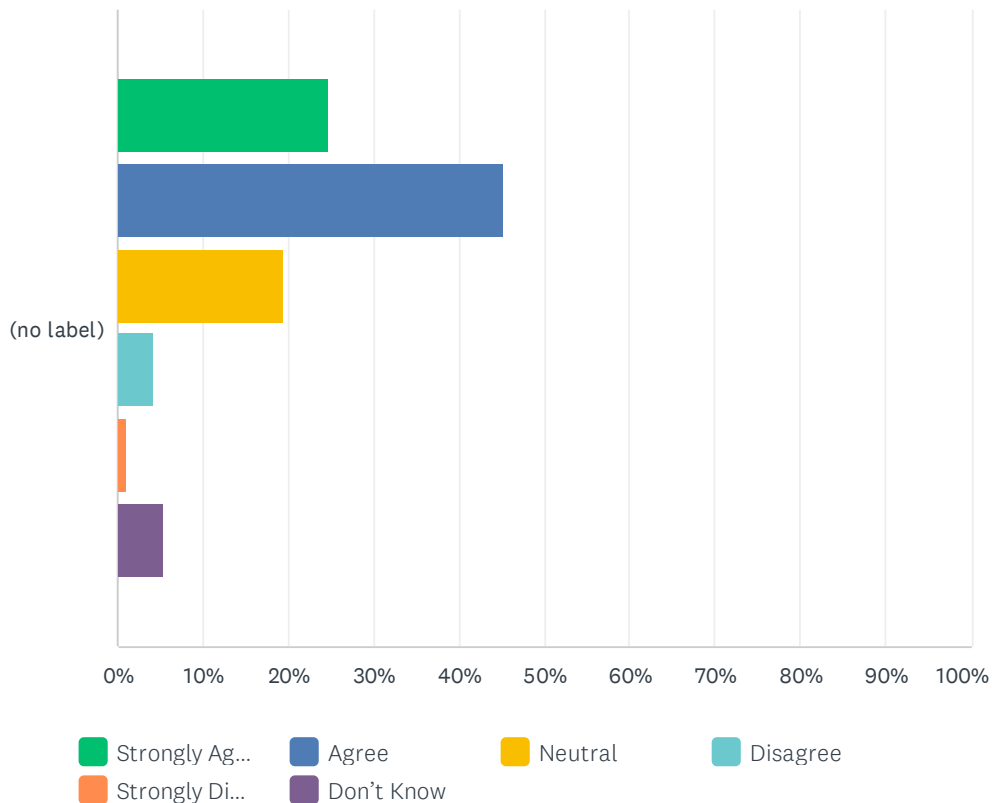
Answered: 92 Skipped: 1



	STRONGLY AGREE	AGREE	NEUTRAL	DISAGREE	STRONGLY DISAGREE	DON'T KNOW	TOTAL	WEIGHTED AVERAGE
(no label)	15.22%	43.48%	18.48%	11.96%		6.52%	4.35%	
	14	40	17	11	6	4	92	3.36

Q37 Rosary Academy uses different ways to communicate all that is happening in our school to parents/guardians, the school community, and beyond.

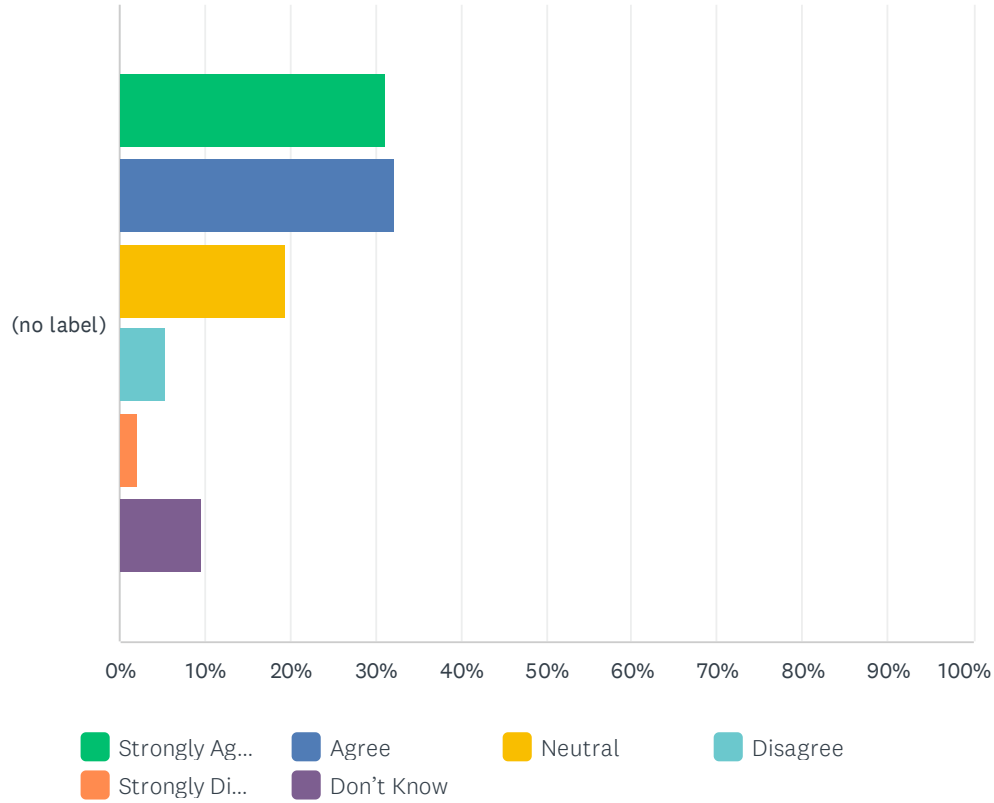
Answered: 93 Skipped: 0



	STRONGLY AGREE	AGREE	NEUTRAL	DISAGREE	STRONGLY DISAGREE	DON'T KNOW	TOTAL	WEIGHTED AVERAGE
(no label)	24.73%	45.16%	19.35%	4.30%	1.08%	5.38%	93	3.72
	23	42	18	4	1	5		

Q38 Rosary Academy does a good job of attracting new students to our school.

Answered: 93 Skipped: 0



	STRONGLY AGREE	AGREE	NEUTRAL	DISAGREE	STRONGLY DISAGREE	DON'T KNOW	TOTAL	WEIGHTED AVERAGE
(no label)	31.18% 29	32.26% 30	19.35% 18	5.38% 5	2.15% 2	9.68% 9	93	3.56

Q39 Please identify 3 of the school's areas of strength.

Answered: 90 Skipped: 3

Q40 Please identify 3 of the areas of growth that you believe the school should include in the Educational Improvement Plan that will be developed as a part of this accreditation process.

Answered: 82 Skipped: 11