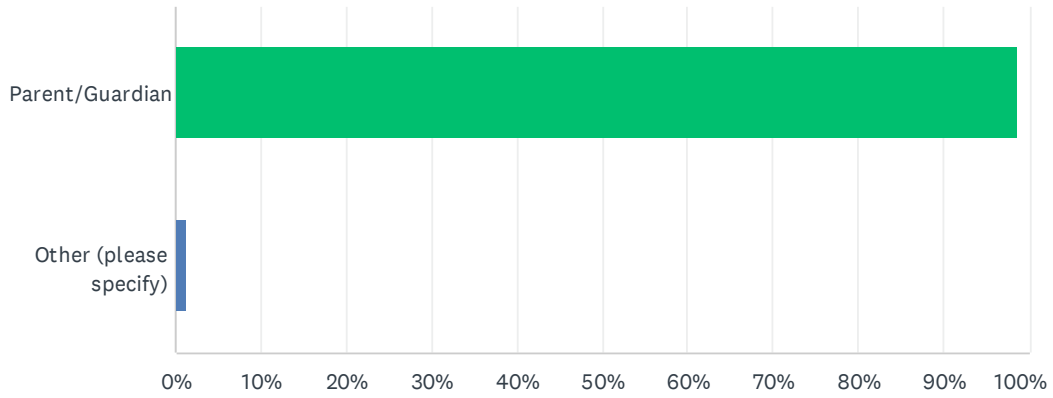


Q1 What is your relation to Rosary Academy?

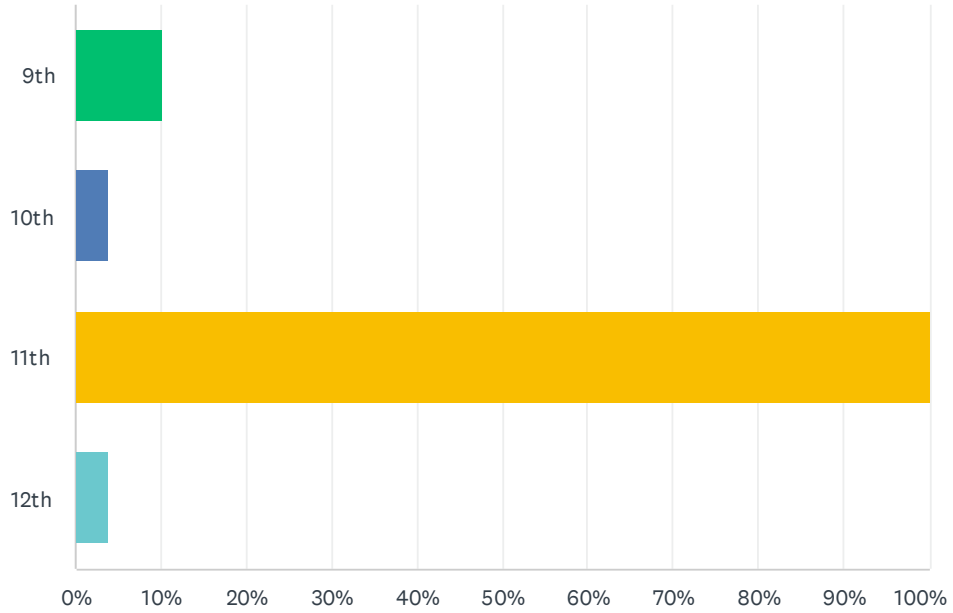
Answered: 78 Skipped: 0



ANSWER CHOICES	RESPONSES	
Parent/Guardian	98.72%	77
Other (please specify)	1.28%	1
TOTAL		78

Q2 Please identify the current grade of your student(s) in Rosary Academy.

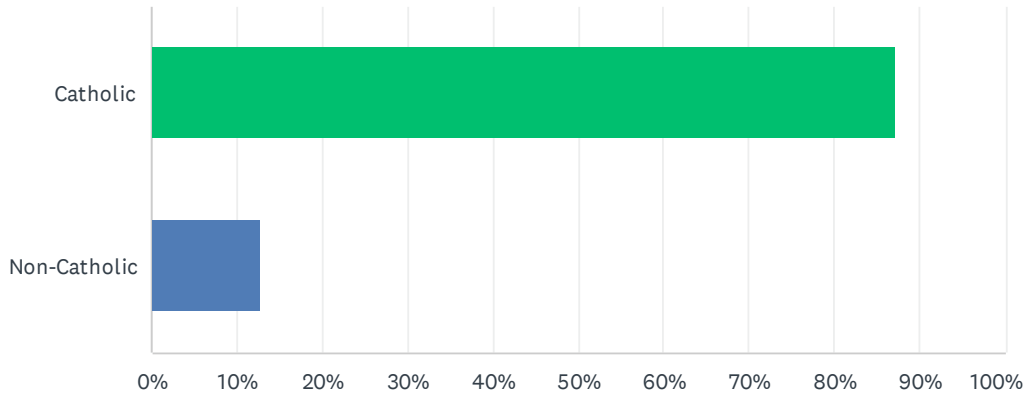
Answered: 78 Skipped: 0



ANSWER CHOICES	RESPONSES
9th	10.26% 8
10th	3.85% 3
11th	100.00% 78
12th	3.85% 3
Total Respondents: 78	

Q3 Religious Affiliation

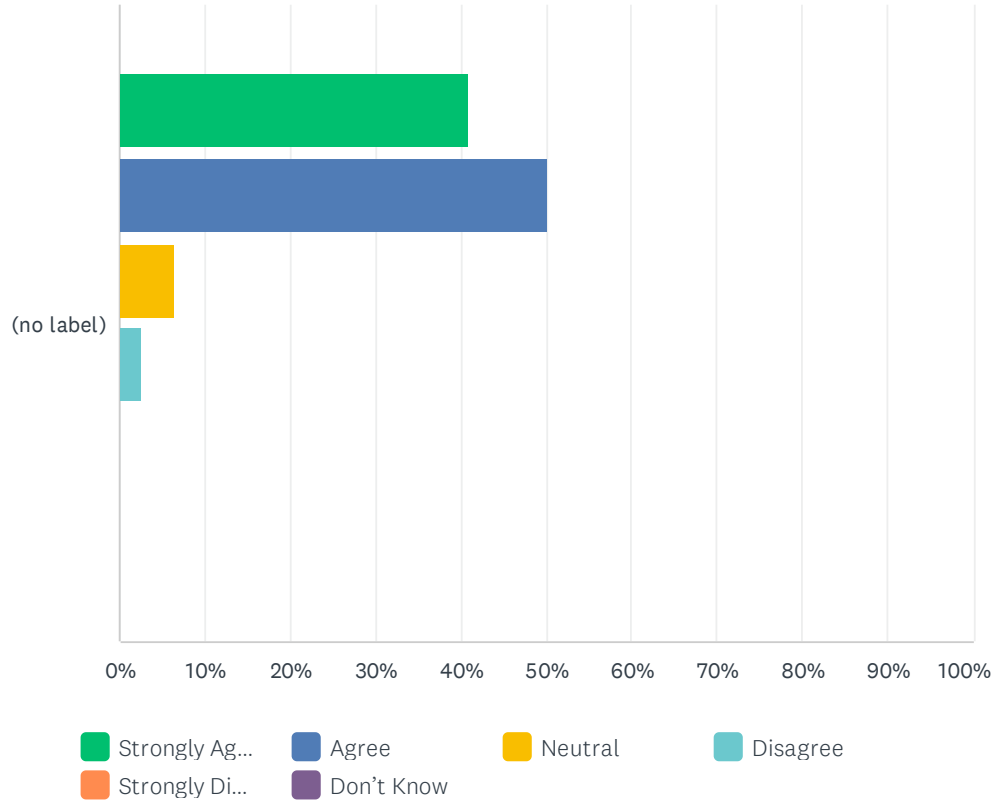
Answered: 78 Skipped: 0



ANSWER CHOICES	RESPONSES
Catholic	87.18% 68
Non-Catholic	12.82% 10
TOTAL	78

Q4 Everyone in the Rosary Academy community- administrators, faculty, staff, students, and parents/guardians, alumnae, and supporters-knows and understands the school's mission.

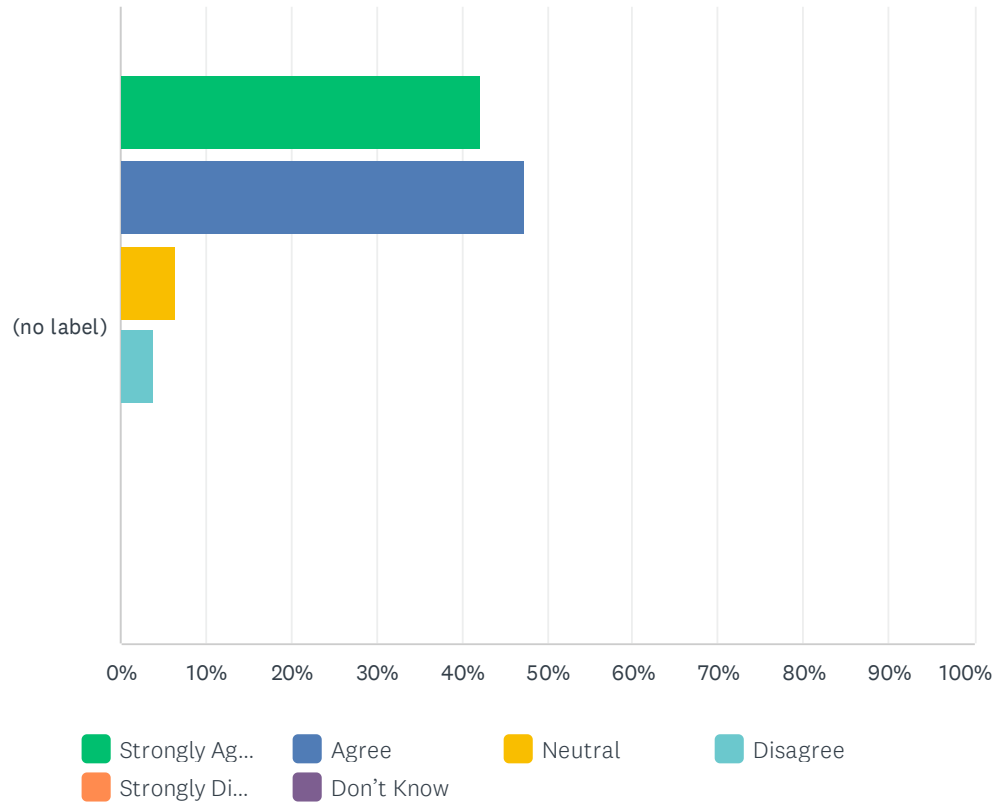
Answered: 78 Skipped: 0



	STRONGLY AGREE	AGREE	NEUTRAL	DISAGREE	STRONGLY DISAGREE	DON'T KNOW	TOTAL	WEIGHTED AVERAGE
(no label)	41.03% 32	50.00% 39	6.41% 5	2.56% 2	0.00% 0	0.00% 0	78	4.29

Q5 Everything we do at Rosary Academy is guided and directed by our mission.

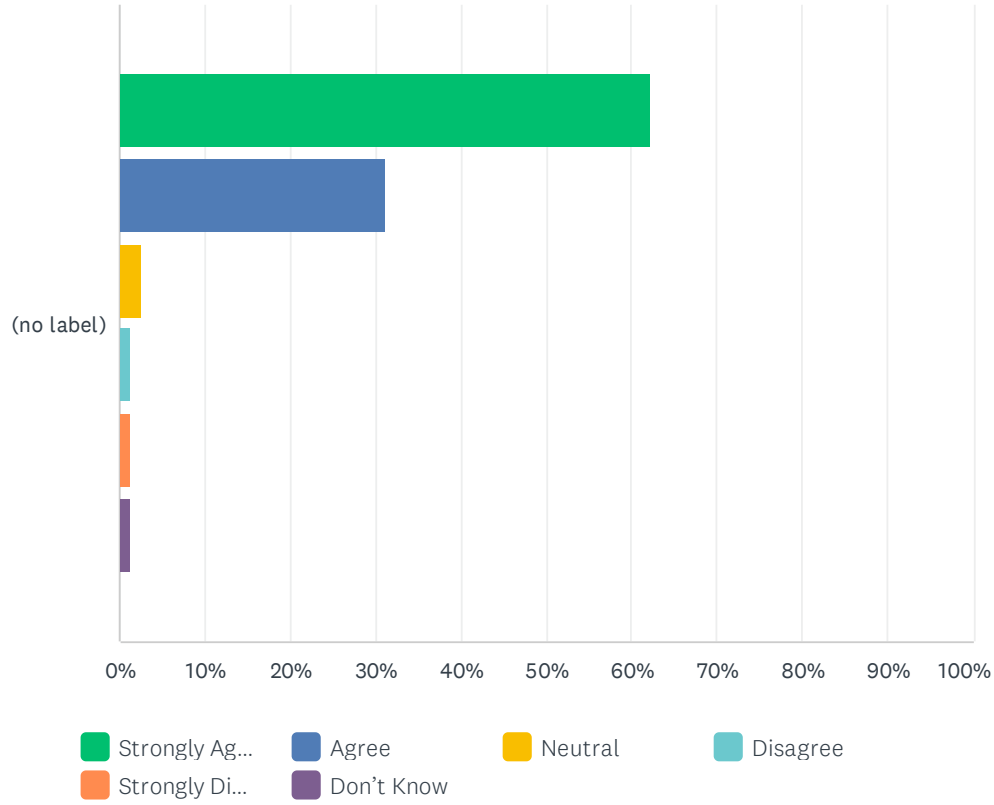
Answered: 78 Skipped: 0



	STRONGLY AGREE	AGREE	NEUTRAL	DISAGREE	STRONGLY DISAGREE	DON'T KNOW	TOTAL	WEIGHTED AVERAGE
(no label)	42.31% 33	47.44% 37	6.41% 5	3.85% 3	0.00% 0	0.00% 0	78	4.28

Q6 Rosary Academy's mission statement clearly expresses a commitment to Catholic identity.

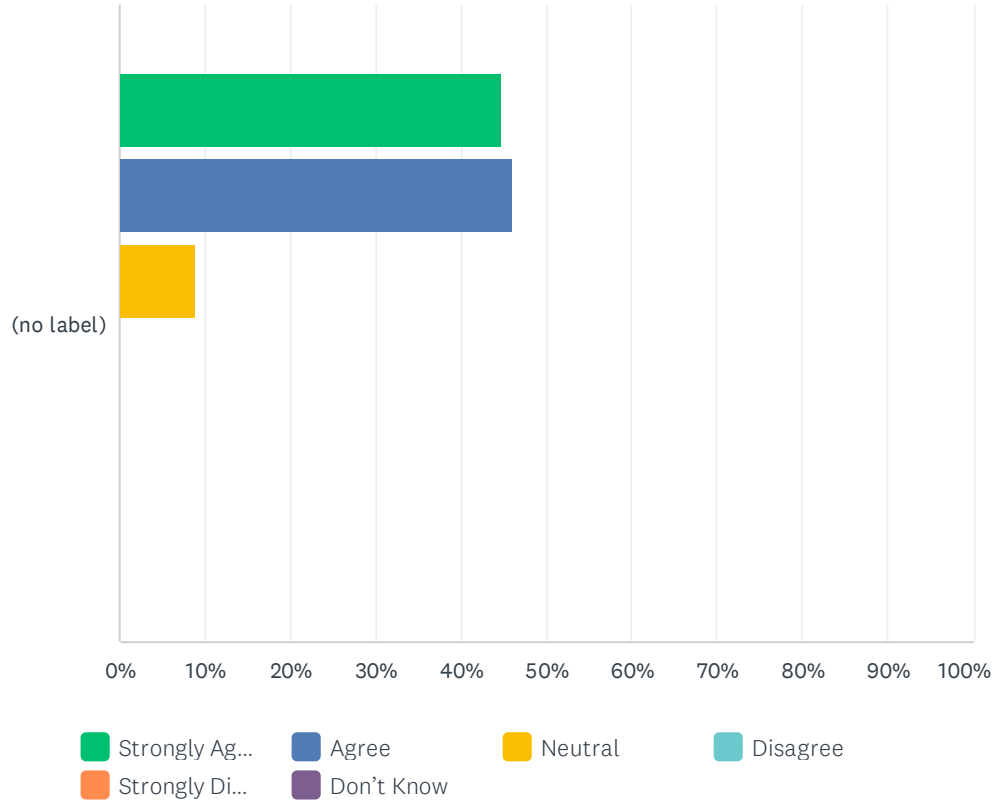
Answered: 77 Skipped: 1



	STRONGLY AGREE	AGREE	NEUTRAL	DISAGREE	STRONGLY DISAGREE	DON'T KNOW	TOTAL	WEIGHTED AVERAGE
(no label)	62.34% 48	31.17% 24	2.60% 2	1.30% 1	1.30% 1	1.30% 1	77	4.48

Q7 Rosary Academy provides an academically rigorous Catholic religion program taught by qualified teachers.

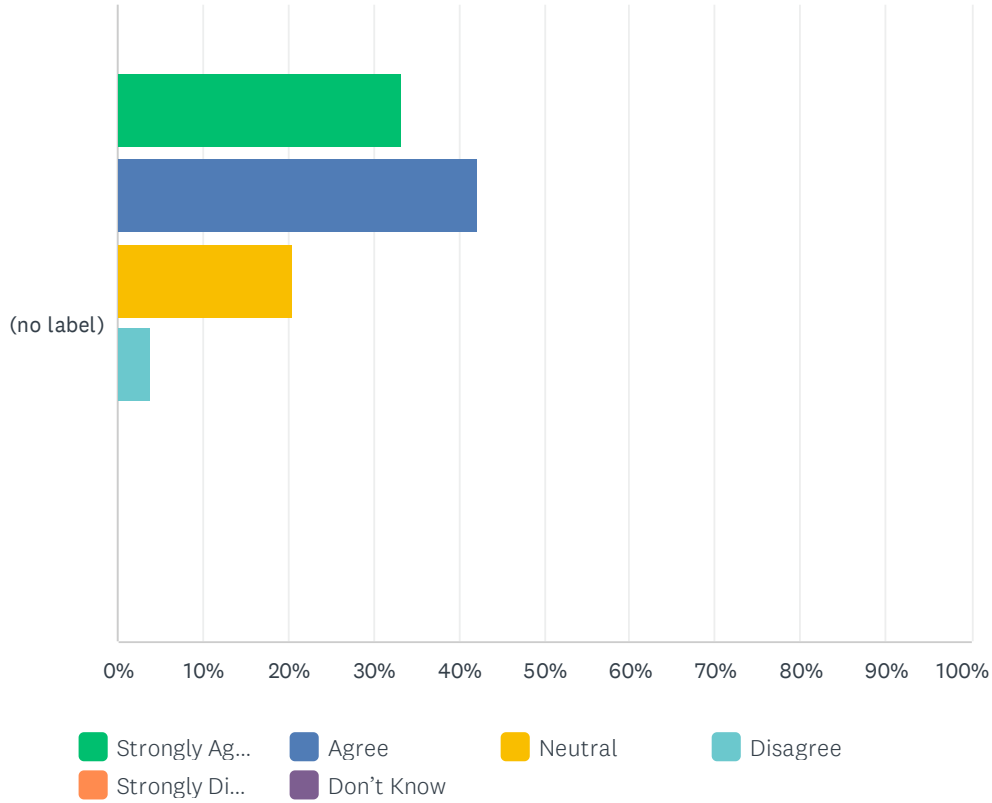
Answered: 78 Skipped: 0



	STRONGLY AGREE	AGREE	NEUTRAL	DISAGREE	STRONGLY DISAGREE	DON'T KNOW	TOTAL	WEIGHTED AVERAGE
(no label)	44.87% 35	46.15% 36	8.97% 7	0.00% 0	0.00% 0	0.00% 0	78	4.36

Q8 In all subjects, teachers help students think critically and ethically about the world around them, using the lens of Gospel values and Catholic doctrine and beliefs.

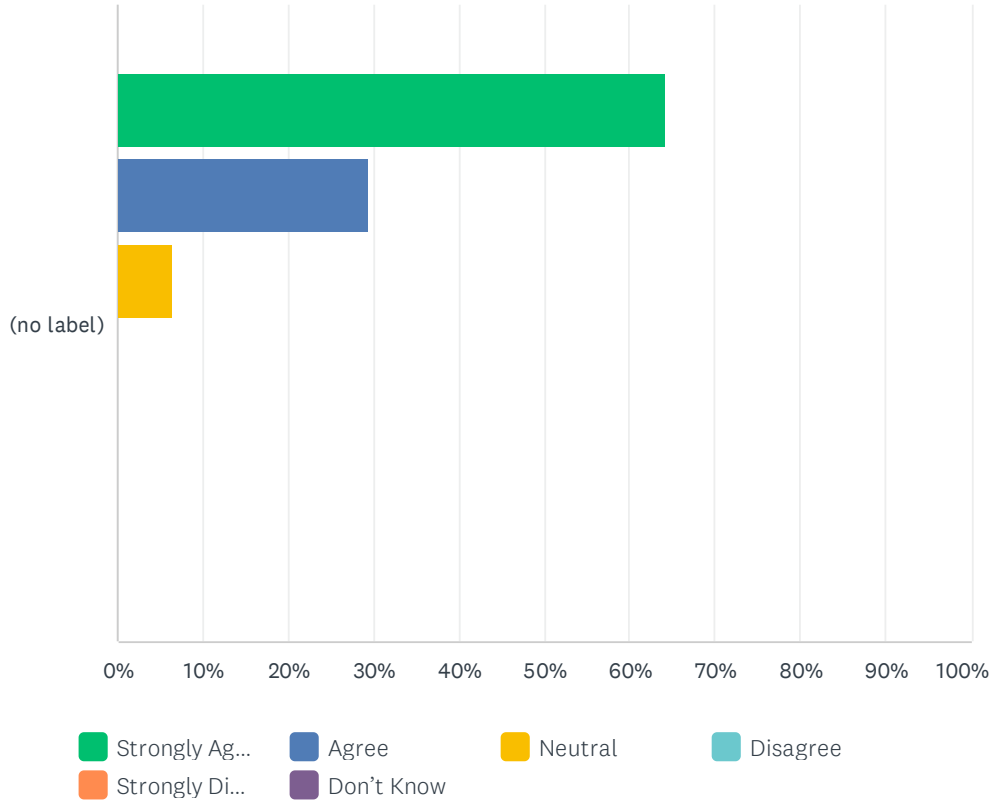
Answered: 78 Skipped: 0



	STRONGLY AGREE	AGREE	NEUTRAL	DISAGREE	STRONGLY DISAGREE	DON'T KNOW	TOTAL	WEIGHTED AVERAGE
(no label)	33.33% 26	42.31% 33	20.51% 16	3.85% 3	0.00% 0	0.00% 0	78	4.05

Q9 Rosary Academy provides opportunities outside the classroom for students' faith formation and participation in retreats, prayer, Mass, sacraments, and other spiritual experiences.

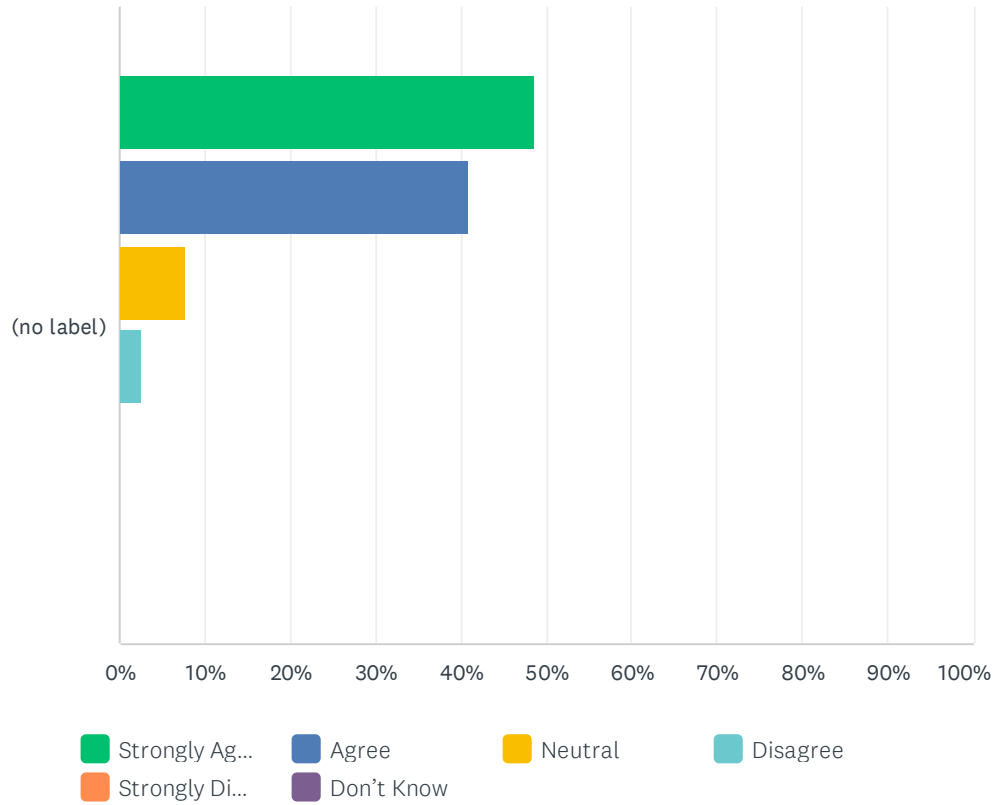
Answered: 78 Skipped: 0



	STRONGLY AGREE	AGREE	NEUTRAL	DISAGREE	STRONGLY DISAGREE	DON'T KNOW	TOTAL	WEIGHTED AVERAGE
(no label)	64.10%	29.49%	6.41%	0.00%	0.00%	0.00%	78	4.58
	50	23	5	0	0	0		

Q10 Rosary Academy provides opportunities outside the classroom for students to participate in service activities.

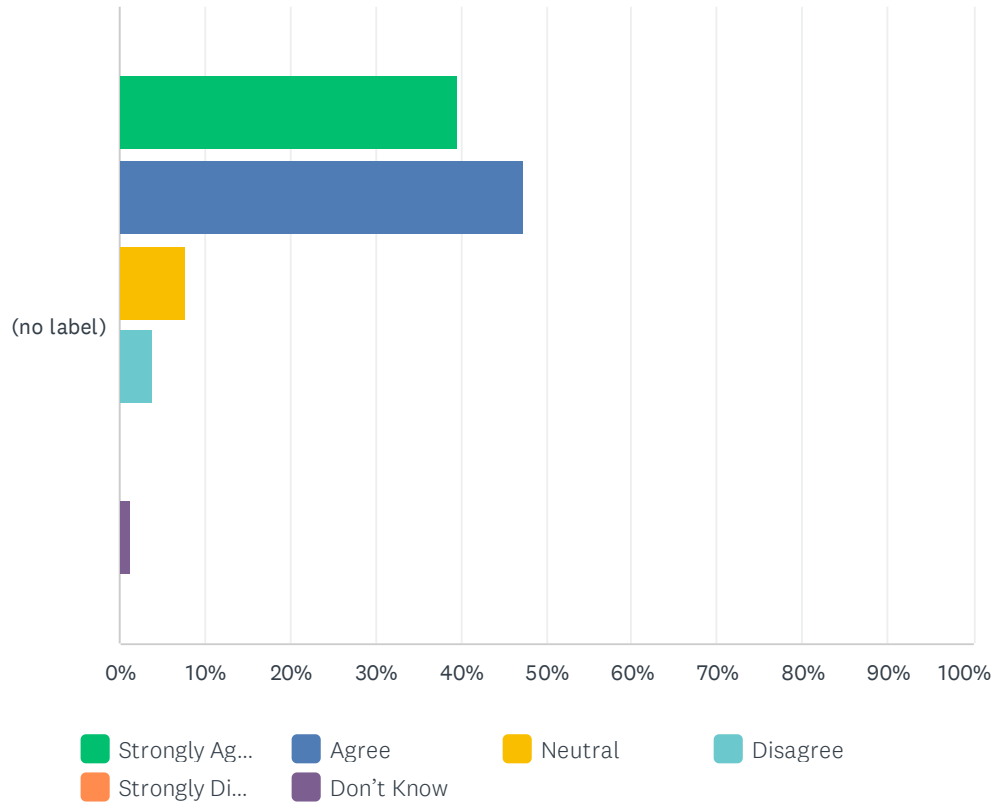
Answered: 78 Skipped: 0



	STRONGLY AGREE	AGREE	NEUTRAL	DISAGREE	STRONGLY DISAGREE	DON'T KNOW	TOTAL	WEIGHTED AVERAGE
(no label)	48.72% 38	41.03% 32	7.69% 6	2.56% 2	0.00% 0	0.00% 0	78	4.36

Q11 Administrators, faculty and staff serve as role models of faith and service to students.

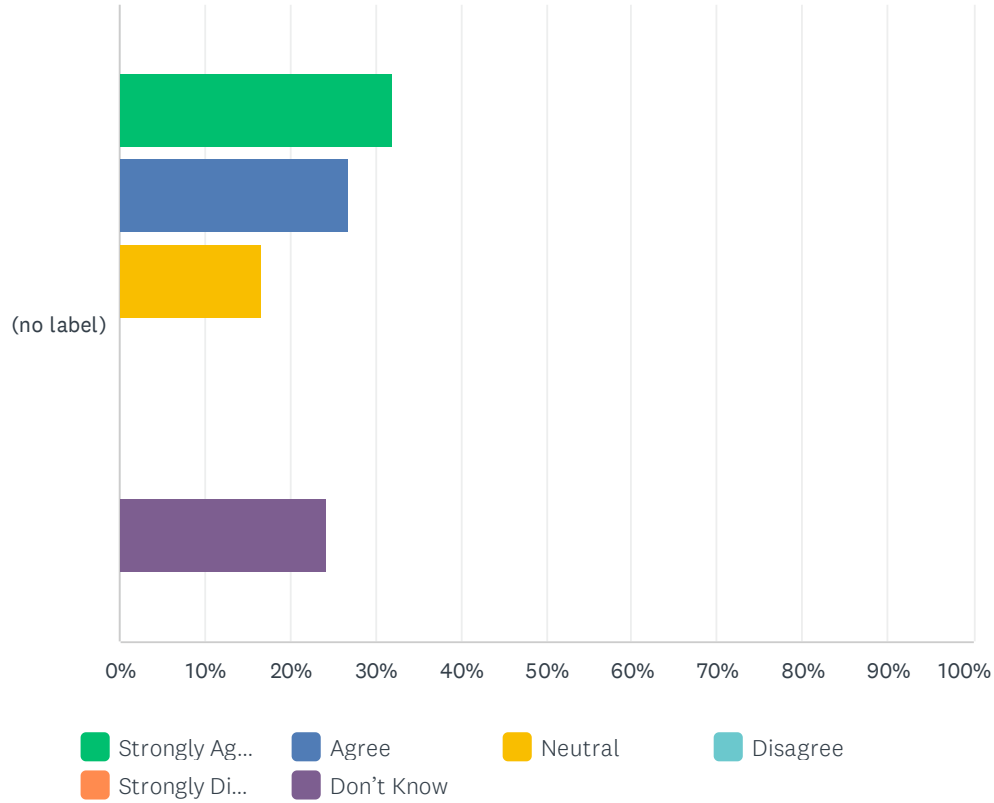
Answered: 78 Skipped: 0



	STRONGLY AGREE	AGREE	NEUTRAL	DISAGREE	STRONGLY DISAGREE	DON'T KNOW	TOTAL	WEIGHTED AVERAGE
(no label)	39.74% 31	47.44% 37	7.69% 6	3.85% 3	0.00% 0	1.28% 1	78	4.19

Q12 Rosary Academy provides opportunities for faith formation for faculty and staff.

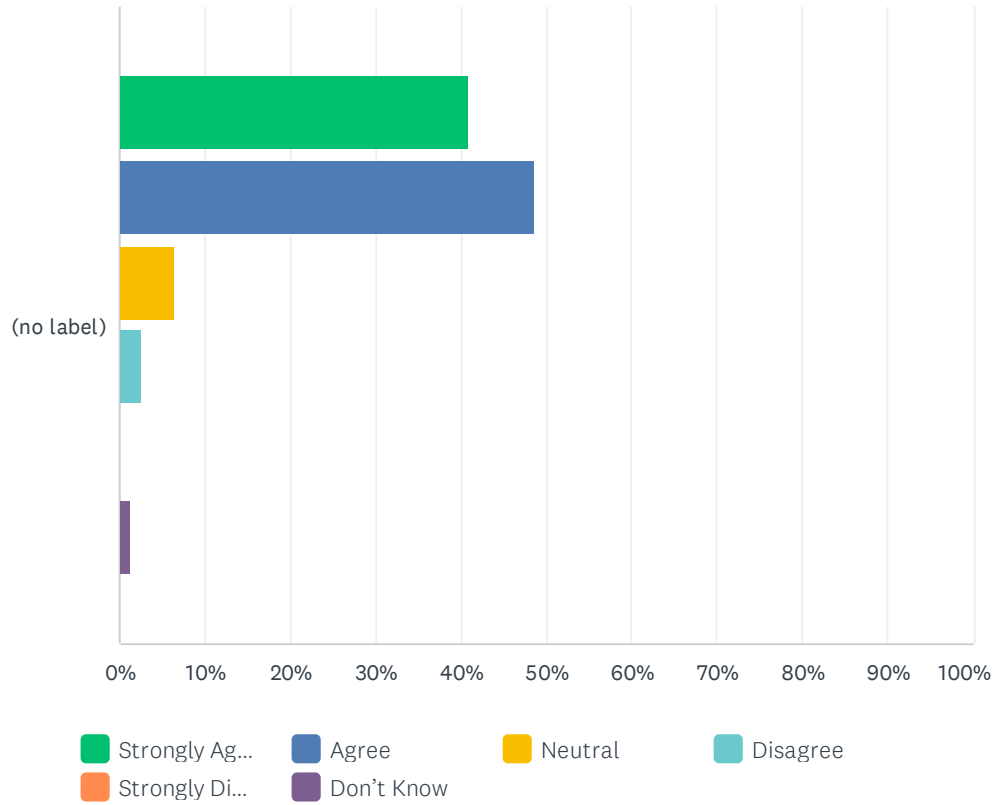
Answered: 78 Skipped: 0



	STRONGLY AGREE	AGREE	NEUTRAL	DISAGREE	STRONGLY DISAGREE	DON'T KNOW	TOTAL	WEIGHTED AVERAGE
(no label)	32.05%	26.92%	16.67%	0.00%	0.00%	24.36%	78	3.18
	25	21	13	0	0	19		

Q13 Rosary Academy provides opportunities for faith formation for parents/guardians and other adult members of the school community.

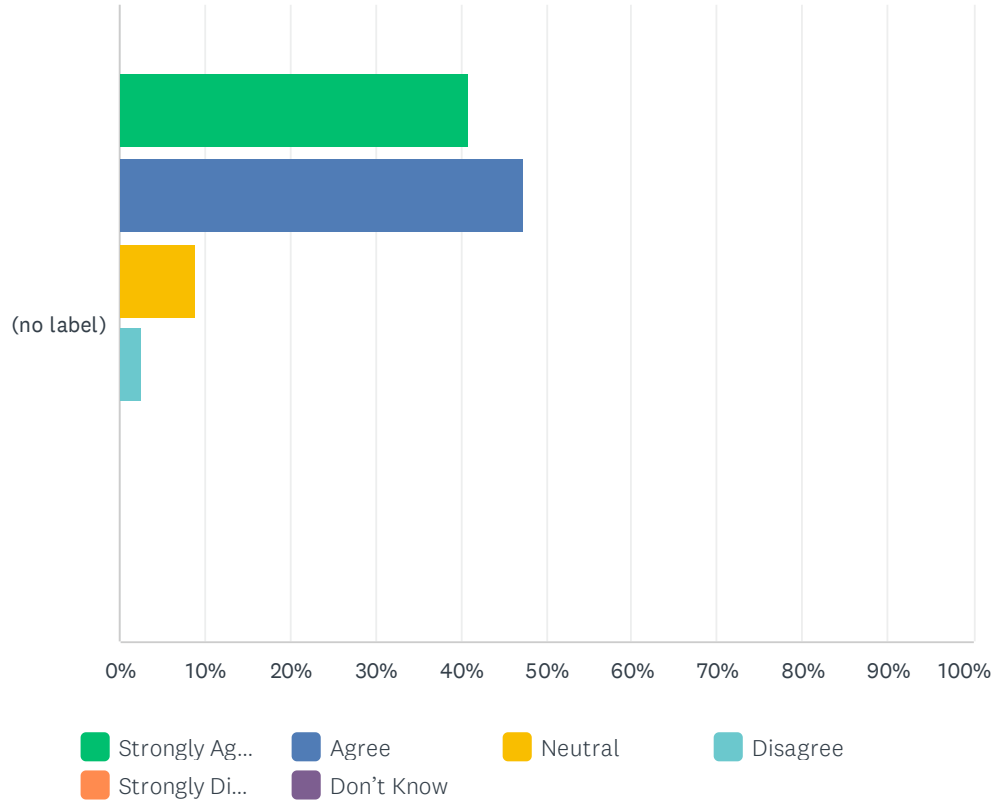
Answered: 78 Skipped: 0



	STRONGLY AGREE	AGREE	NEUTRAL	DISAGREE	STRONGLY DISAGREE	DON'T KNOW	TOTAL	WEIGHTED AVERAGE
(no label)	41.03% 32	48.72% 38	6.41% 5	2.56% 2	0.00% 0	1.28% 1	78	4.24

Q14 Rosary Academy helps parents/guardians support the faith life of their child.

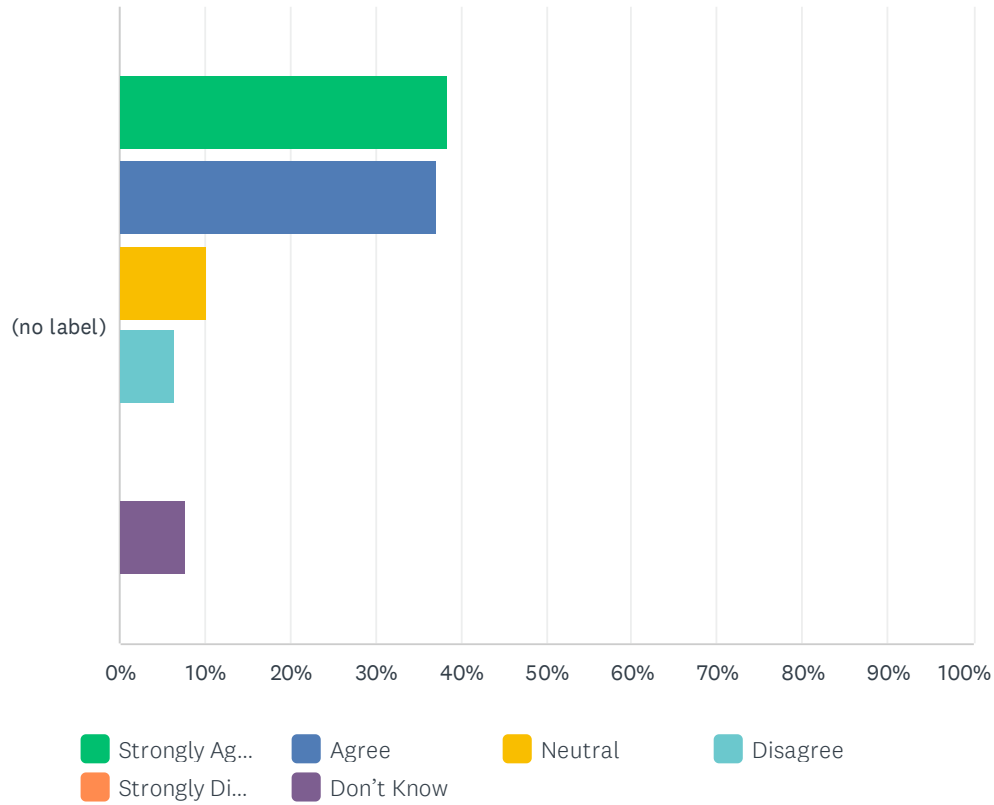
Answered: 78 Skipped: 0



	STRONGLY AGREE	AGREE	NEUTRAL	DISAGREE	STRONGLY DISAGREE	DON'T KNOW	TOTAL	WEIGHTED AVERAGE
(no label)	41.03% 32	47.44% 37	8.97% 7	2.56% 2	0.00% 0	0.00% 0	78	4.27

Q15 Rosary Academy provides opportunities for adult members of the school community to participate in service activities.

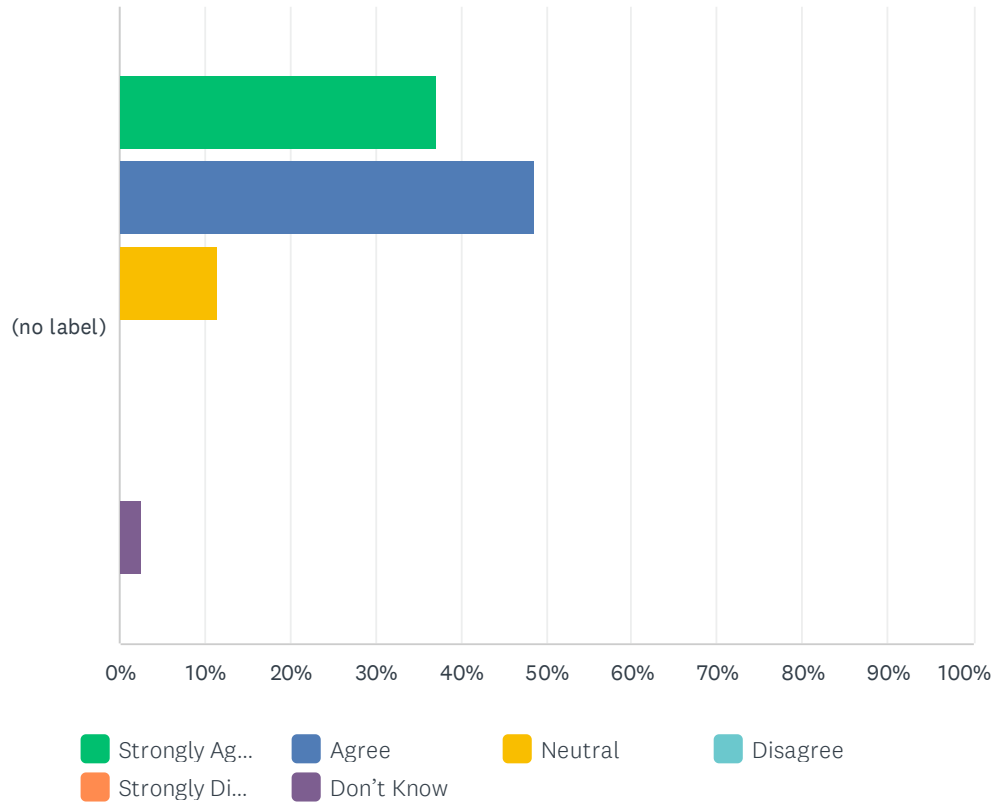
Answered: 78 Skipped: 0



	STRONGLY AGREE	AGREE	NEUTRAL	DISAGREE	STRONGLY DISAGREE	DON'T KNOW	TOTAL	WEIGHTED AVERAGE
(no label)	38.46%	37.18%	10.26%	6.41%	0.00%	7.69%	78	3.85
	30	29	8	5	0	6		

Q16 The faculty and staff in the school support the faith life of the school community.

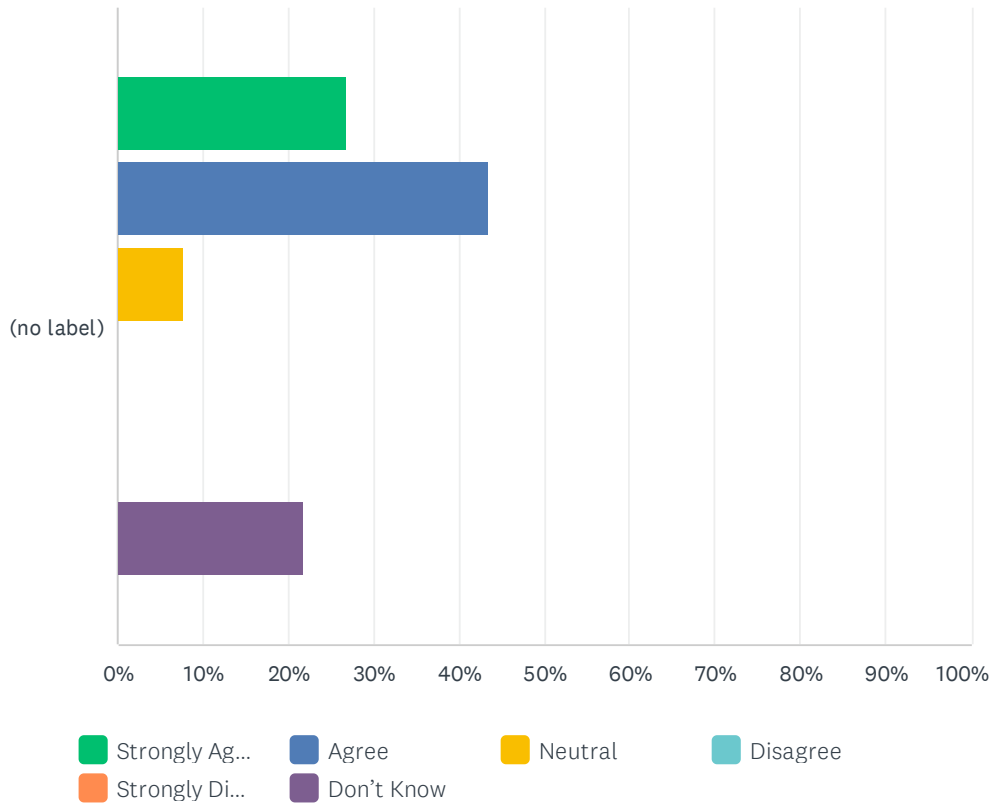
Answered: 78 Skipped: 0



	STRONGLY AGREE	AGREE	NEUTRAL	DISAGREE	STRONGLY DISAGREE	DON'T KNOW	TOTAL	WEIGHTED AVERAGE
(no label)	37.18% 29	48.72% 38	11.54% 9	0.00% 0	0.00% 0	2.56% 2	78	4.15

Q17 There is a person or group (such as a consultative board) that collaborates with the school administration to make or recommend decisions for the success of the school.

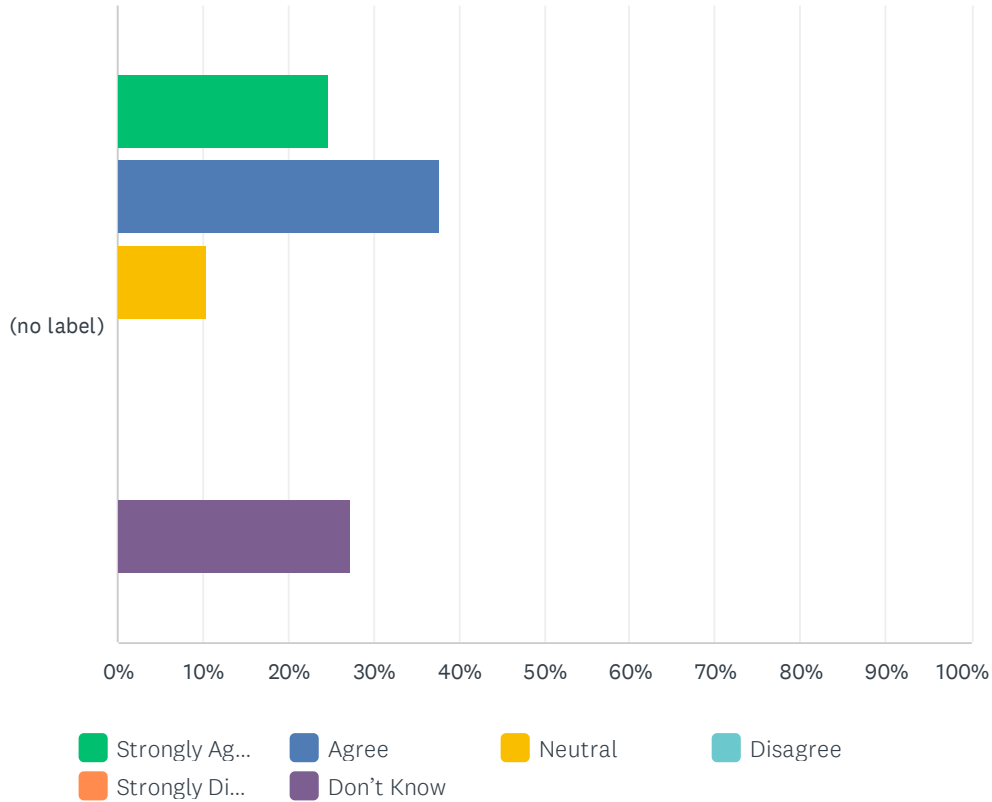
Answered: 78 Skipped: 0



	STRONGLY AGREE	AGREE	NEUTRAL	DISAGREE	STRONGLY DISAGREE	DON'T KNOW	TOTAL	WEIGHTED AVERAGE
(no label)	26.92% 21	43.59% 34	7.69% 6	0.00% 0	0.00% 0	21.79% 17	78	3.32

Q18 A person or group (such as a consultative board), in collaboration with the school administration, takes responsibility for monitoring that the school is faithful to its mission, academically excellent, and sound in its business decisions.

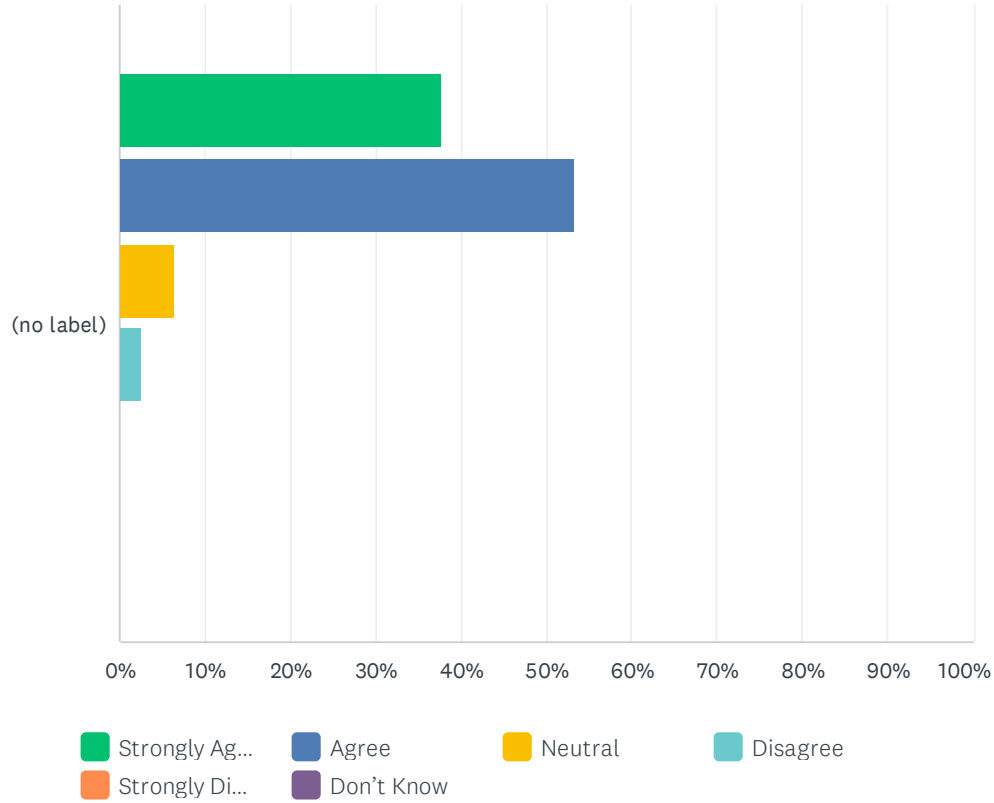
Answered: 77 Skipped: 1



	STRONGLY AGREE	AGREE	NEUTRAL	DISAGREE	STRONGLY DISAGREE	DON'T KNOW	TOTAL	WEIGHTED AVERAGE
(no label)	24.68% 19	37.66% 29	10.39% 8	0.00% 0	0.00% 0	27.27% 21	77	3.05

Q19 Rosary Academy administration effectively carries out its responsibilities in the areas of faith formation and instructional leadership.

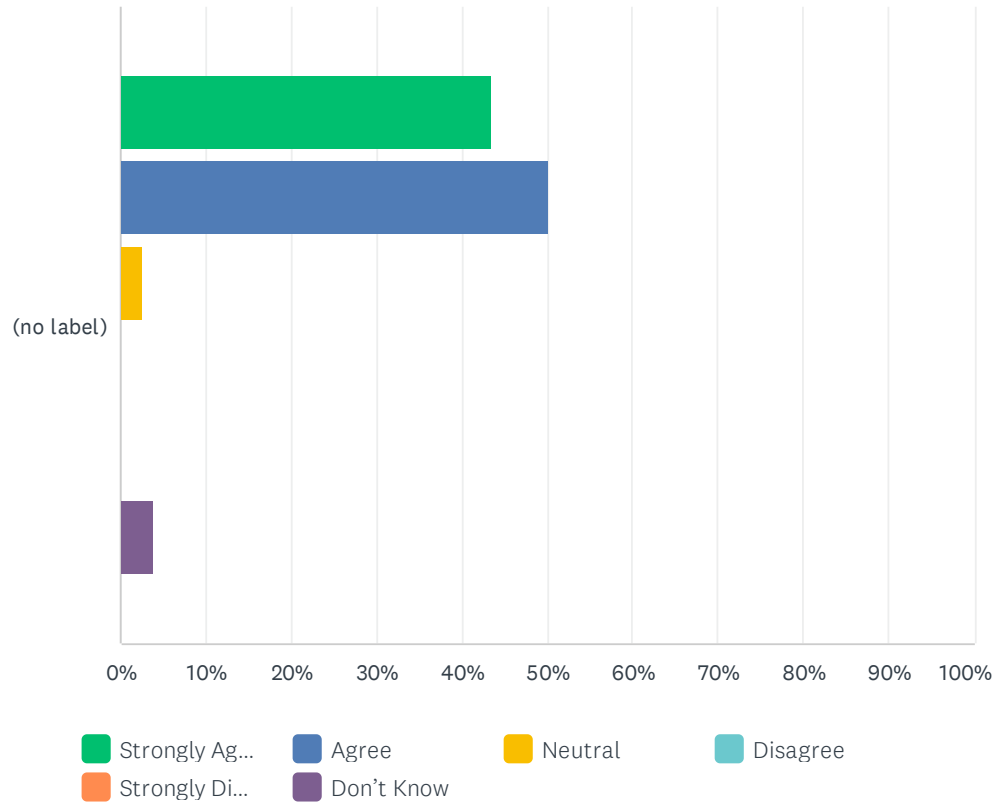
Answered: 77 Skipped: 1



	STRONGLY AGREE	AGREE	NEUTRAL	DISAGREE	STRONGLY DISAGREE	DON'T KNOW	TOTAL	WEIGHTED AVERAGE
(no label)	37.66% 29	53.25% 41	6.49% 5	2.60% 2	0.00% 0	0.00% 0	77	4.26

Q20 Rosary Academy administration has the authority to realize and implement the school's mission and vision.

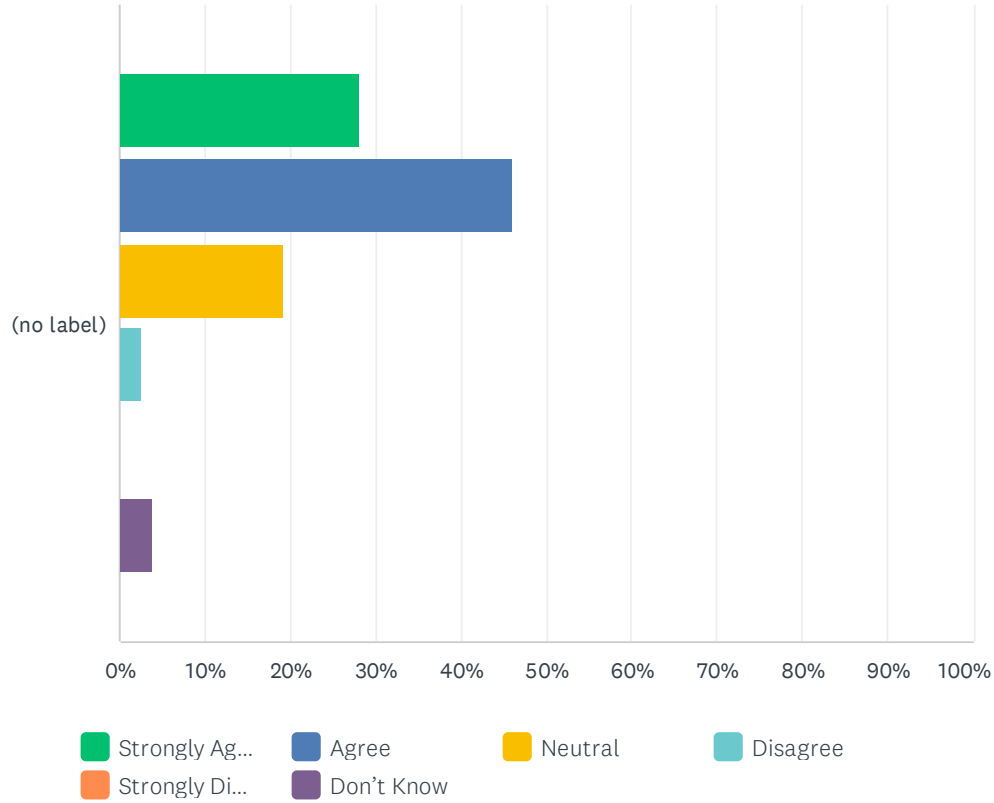
Answered: 78 Skipped: 0



	STRONGLY AGREE	AGREE	NEUTRAL	DISAGREE	STRONGLY DISAGREE	DON'T KNOW	TOTAL	WEIGHTED AVERAGE
(no label)	43.59% 34	50.00% 39	2.56% 2	0.00% 0	0.00% 0	3.85% 3	78	4.26

Q21 Rosary Academy administration involves all members of the school community to ensure a school culture that embodies the mission and vision.

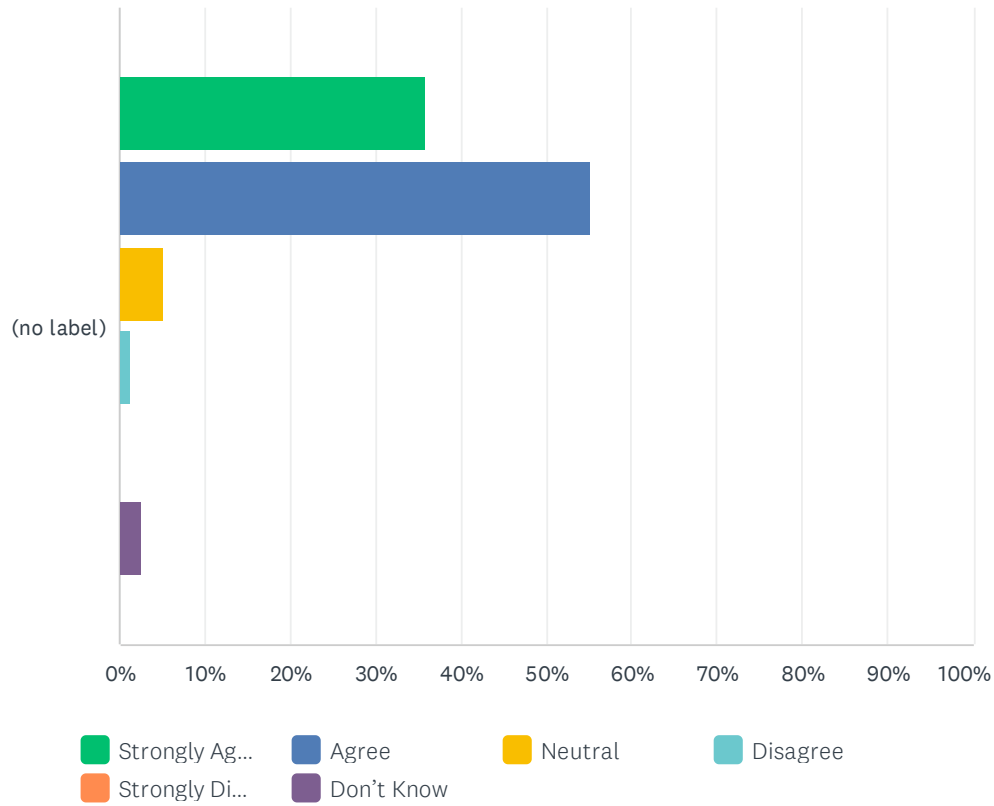
Answered: 78 Skipped: 0



	STRONGLY AGREE	AGREE	NEUTRAL	DISAGREE	STRONGLY DISAGREE	DON'T KNOW	TOTAL	WEIGHTED AVERAGE
(no label)	28.21% 22	46.15% 36	19.23% 15	2.56% 2	0.00% 0	3.85% 3	78	3.88

Q22 Rosary Academy administration takes responsibility for the development and oversight of school programs, personnel, and school operations.

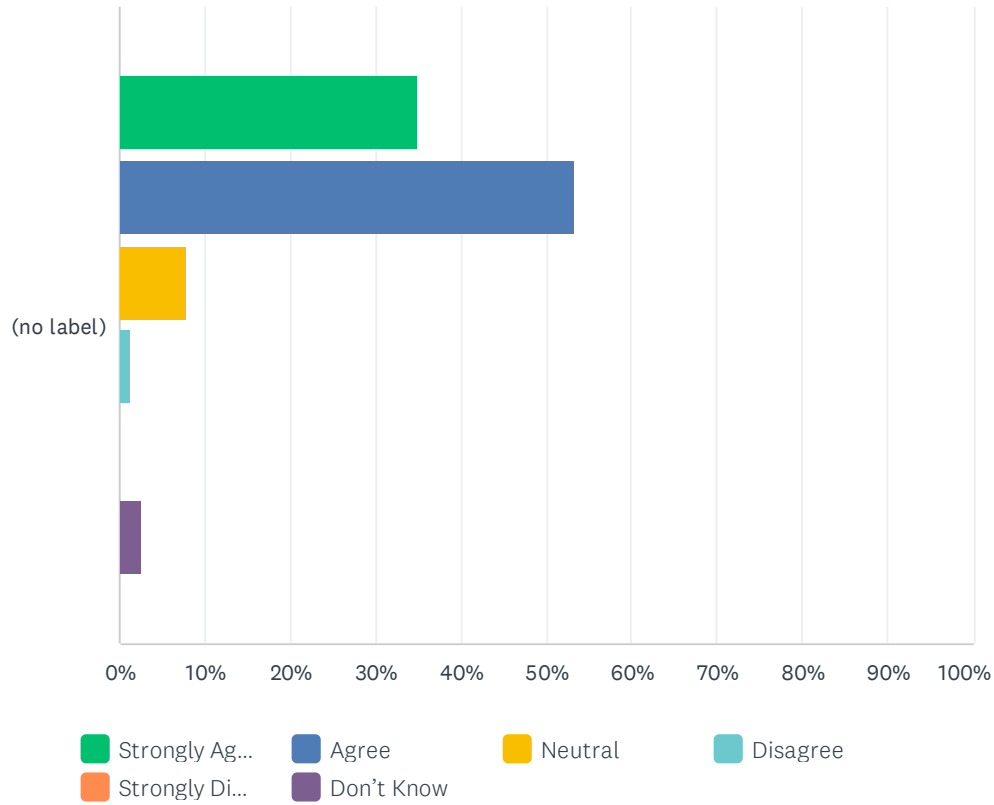
Answered: 78 Skipped: 0



	STRONGLY AGREE	AGREE	NEUTRAL	DISAGREE	STRONGLY DISAGREE	DON'T KNOW	TOTAL	WEIGHTED AVERAGE
(no label)	35.90% 28	55.13% 43	5.13% 4	1.28% 1	0.00% 0	2.56% 2	78	4.18

Q23 Rosary Academy has a strong culture of collaboration on all levels within the school to advance excellence.

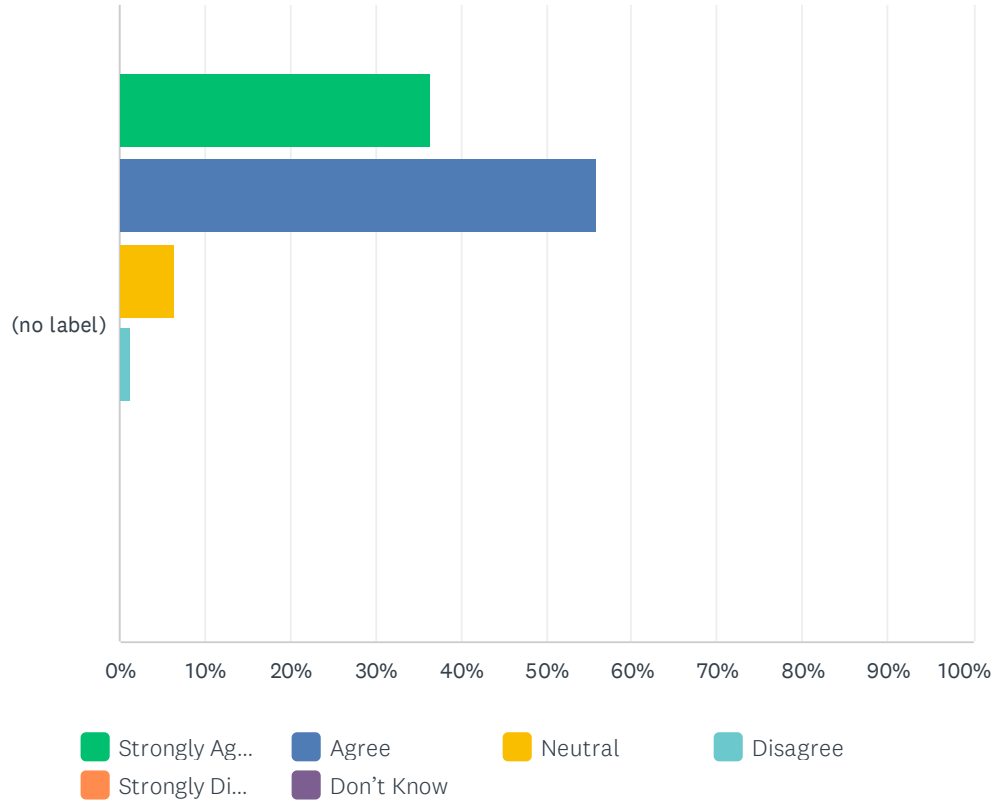
Answered: 77 Skipped: 1



	STRONGLY AGREE	AGREE	NEUTRAL	DISAGREE	STRONGLY DISAGREE	DON'T KNOW	TOTAL	WEIGHTED AVERAGE
(no label)	35.06%	53.25%	7.79%	1.30%	0.00%	2.60%	77	4.14
	27	41	6	1	0	2		

Q24 Rosary Academy has a clearly articulated rigorous curriculum infused with Gospel values that prepare students for life and work.

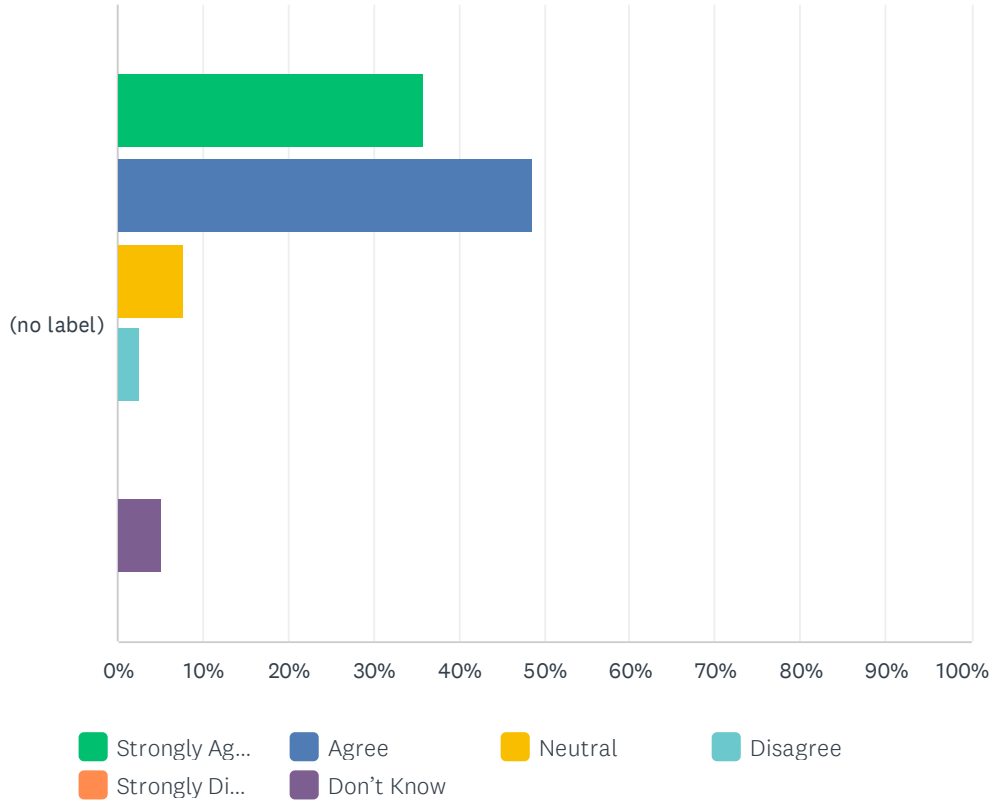
Answered: 77 Skipped: 1



	STRONGLY AGREE	AGREE	NEUTRAL	DISAGREE	STRONGLY DISAGREE	DON'T KNOW	TOTAL	WEIGHTED AVERAGE
(no label)	36.36% 28	55.84% 43	6.49% 5	1.30% 1	0.00% 0	0.00% 0	77	4.27

Q25 In classes at Rosary Academy, students spend most of their time-solving problems, discussing ideas, creating their own work, reading, writing, speaking, and researching.

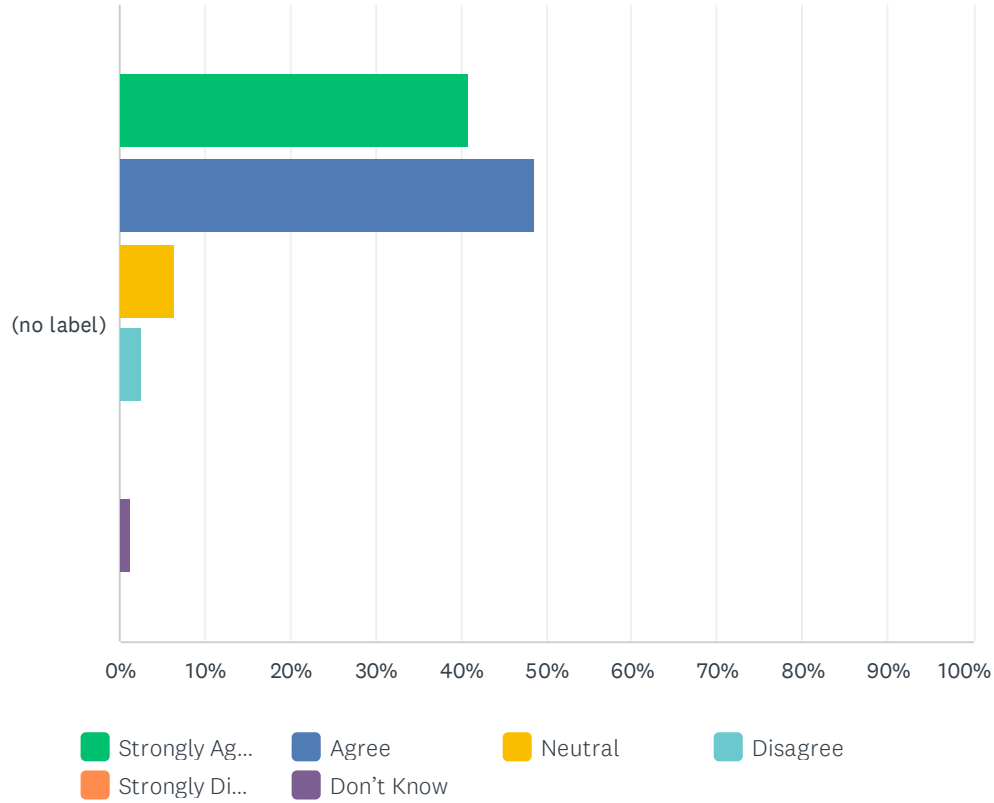
Answered: 78 Skipped: 0



	STRONGLY AGREE	AGREE	NEUTRAL	DISAGREE	STRONGLY DISAGREE	DON'T KNOW	TOTAL	WEIGHTED AVERAGE
(no label)	35.90% 28	48.72% 38	7.69% 6	2.56% 2	0.00% 0	5.13% 4	78	4.03

Q26 The curriculum and instruction at Rosary Academy prepares students to be capable and critical users of media and technology.

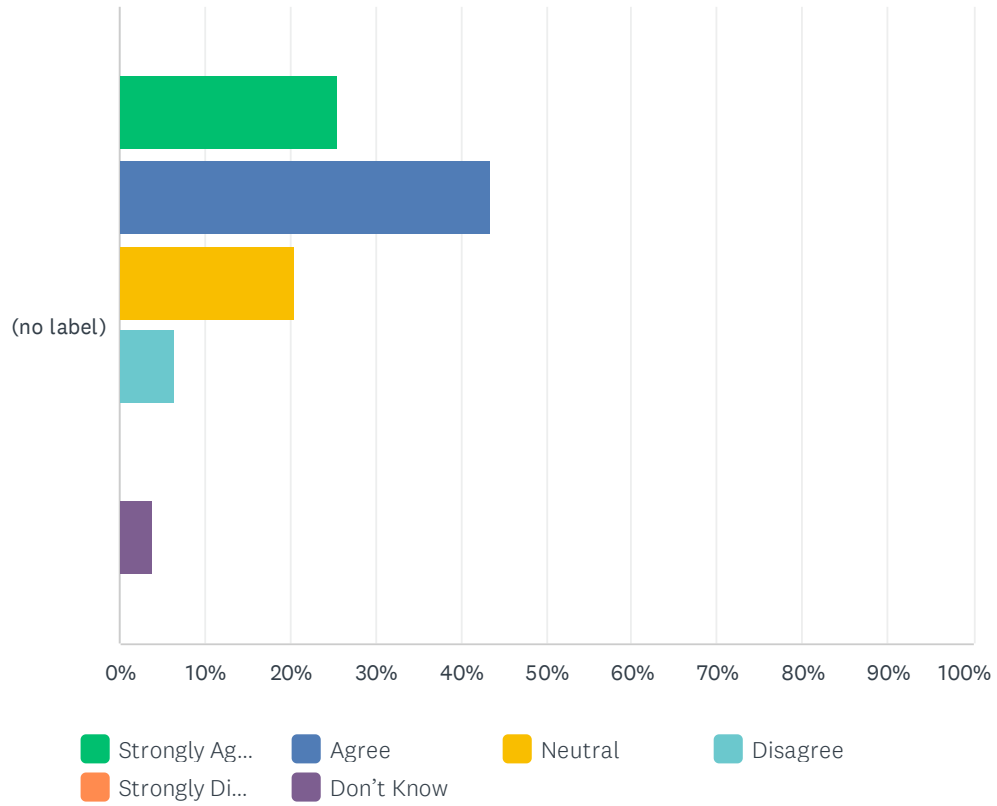
Answered: 78 Skipped: 0



	STRONGLY AGREE	AGREE	NEUTRAL	DISAGREE	STRONGLY DISAGREE	DON'T KNOW	TOTAL	WEIGHTED AVERAGE
(no label)	41.03% 32	48.72% 38	6.41% 5	2.56% 2	0.00% 0	1.28% 1	78	4.24

Q27 Teachers use effective instruction to deliver the curriculum.

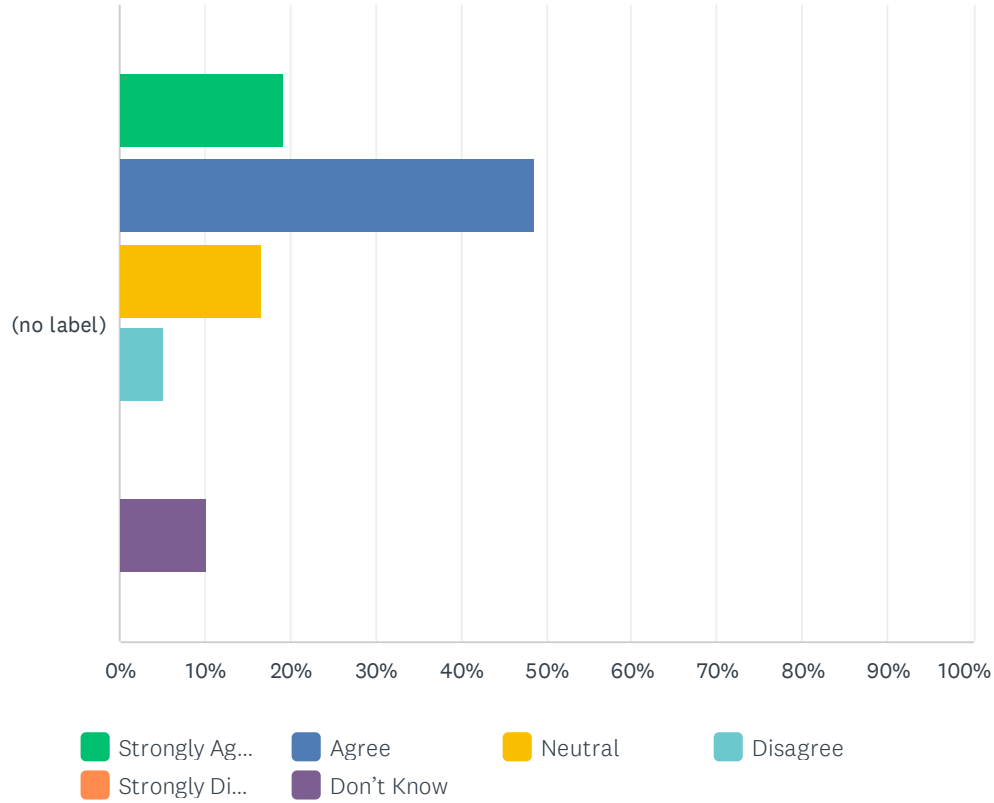
Answered: 78 Skipped: 0



	STRONGLY AGREE	AGREE	NEUTRAL	DISAGREE	STRONGLY DISAGREE	DON'T KNOW	TOTAL	WEIGHTED AVERAGE
(no label)	25.64% 20	43.59% 34	20.51% 16	6.41% 5	0.00% 0	3.85% 3	78	3.77

Q28 At Rosary Academy, teachers use different teaching approaches to meet the diverse needs of all students.

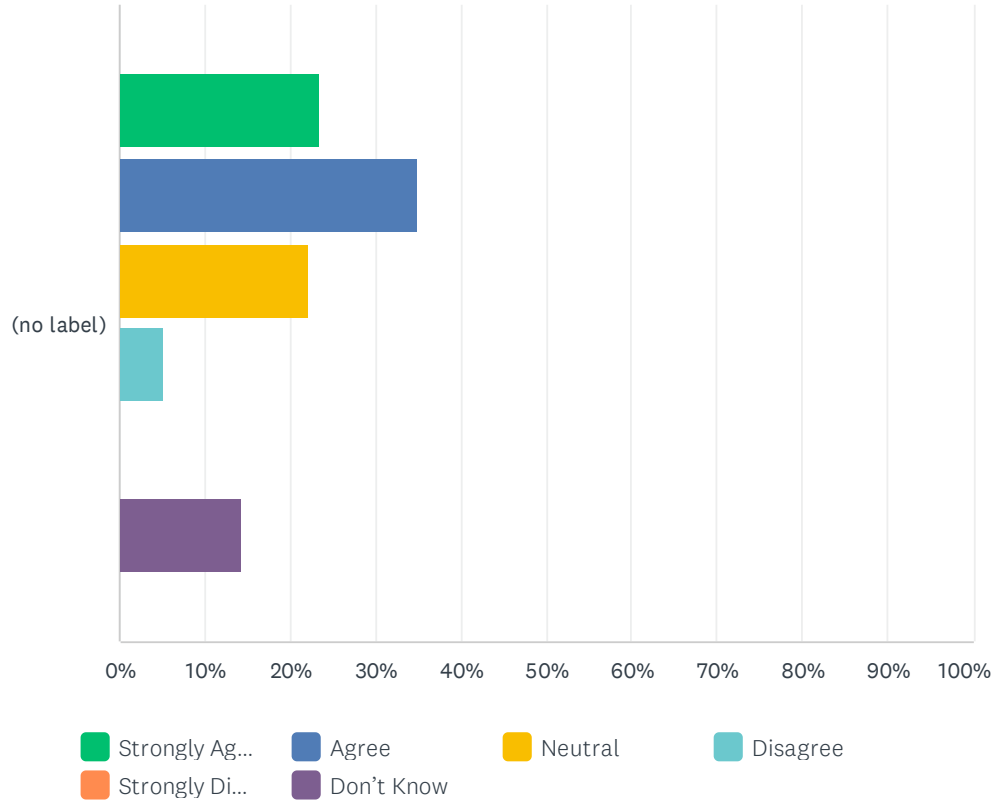
Answered: 78 Skipped: 0



	STRONGLY AGREE	AGREE	NEUTRAL	DISAGREE	STRONGLY DISAGREE	DON'T KNOW	TOTAL	WEIGHTED AVERAGE
(no label)	19.23%	48.72%	16.67%	5.13%	0.00%	10.26%	78	3.51
	15	38	13	4	0	8		

Q29 At Rosary Academy, teachers collaborate systematically and regularly to increase student achievement and improve teaching effectiveness.

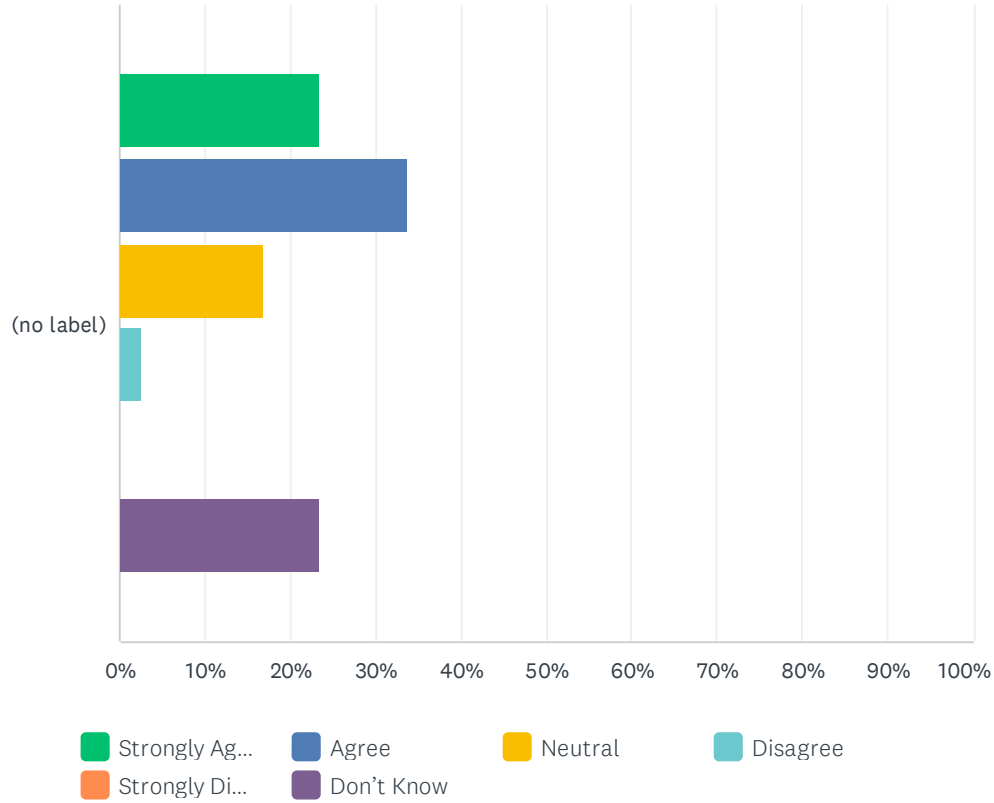
Answered: 77 Skipped: 1



	STRONGLY AGREE	AGREE	NEUTRAL	DISAGREE	STRONGLY DISAGREE	DON'T KNOW	TOTAL	WEIGHTED AVERAGE
(no label)	23.38% 18	35.06% 27	22.08% 17	5.19% 4	0.00% 0	14.29% 11	77	3.34

Q30 At Rosary Academy, all administrators, faculty, and staff engage in ongoing professional development.

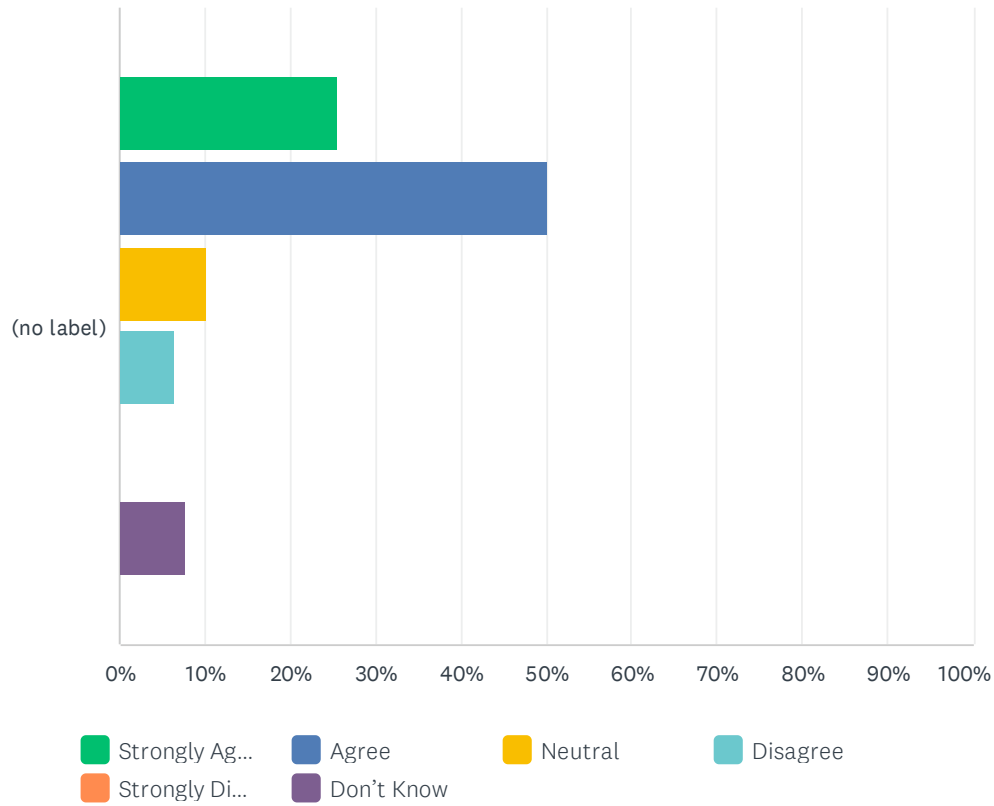
Answered: 77 Skipped: 1



	STRONGLY AGREE	AGREE	NEUTRAL	DISAGREE	STRONGLY DISAGREE	DON'T KNOW	TOTAL	WEIGHTED AVERAGE
(no label)	23.38%	33.77%	16.88%	2.60%	0.00%	23.38%	77	3.08
	18	26	13	2	0	18		

Q31 Rosary Academy uses standardized and teacher-developed assessments to document student learning and report the outcome to parents/guardians.

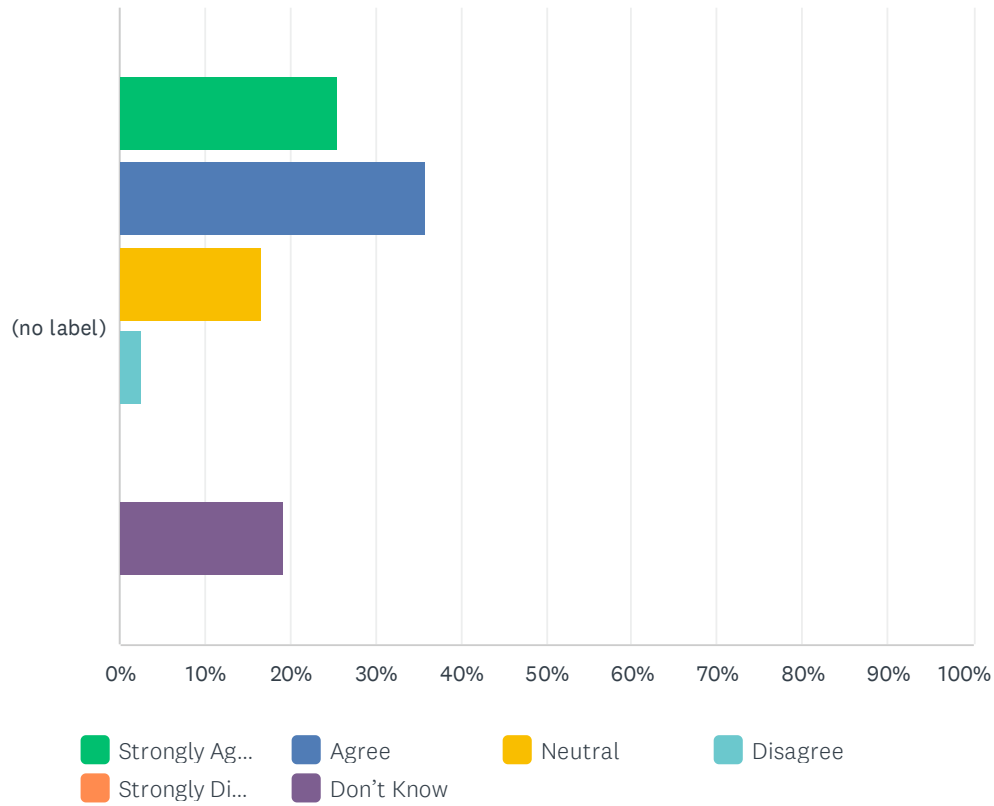
Answered: 78 Skipped: 0



	STRONGLY AGREE	AGREE	NEUTRAL	DISAGREE	STRONGLY DISAGREE	DON'T KNOW	TOTAL	WEIGHTED AVERAGE
(no label)	25.64%	50.00%	10.26%	6.41%	0.00%	7.69%	78	3.72
	20	39	8	5	0	6		

Q32 Rosary Academy uses the results of standardized (Pre-ACT, PSAT, ACT, and SAT) and teacher-developed (tests, projects, final exam) assessments to improve the curriculum and increase learning.

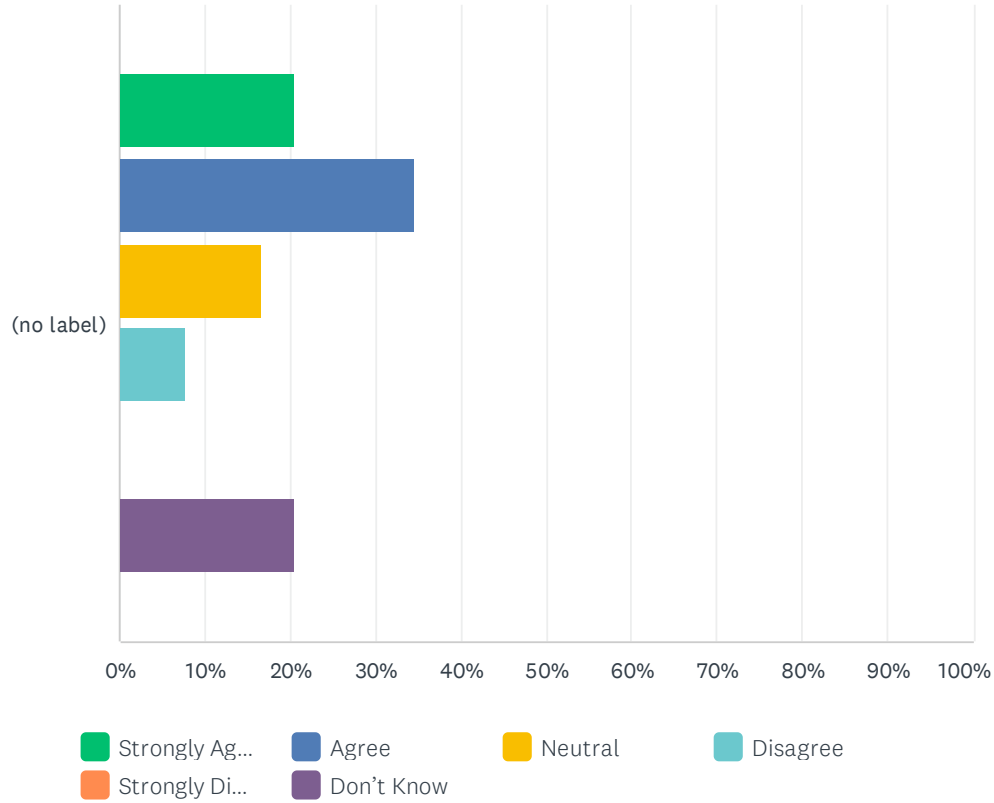
Answered: 78 Skipped: 0



	STRONGLY AGREE	AGREE	NEUTRAL	DISAGREE	STRONGLY DISAGREE	DON'T KNOW	TOTAL	WEIGHTED AVERAGE
(no label)	25.64% 20	35.90% 28	16.67% 13	2.56% 2	0.00% 0	19.23% 15	78	3.27

Q33 Teachers vary the types of assessments they use to monitor individual and class-wide student learning.

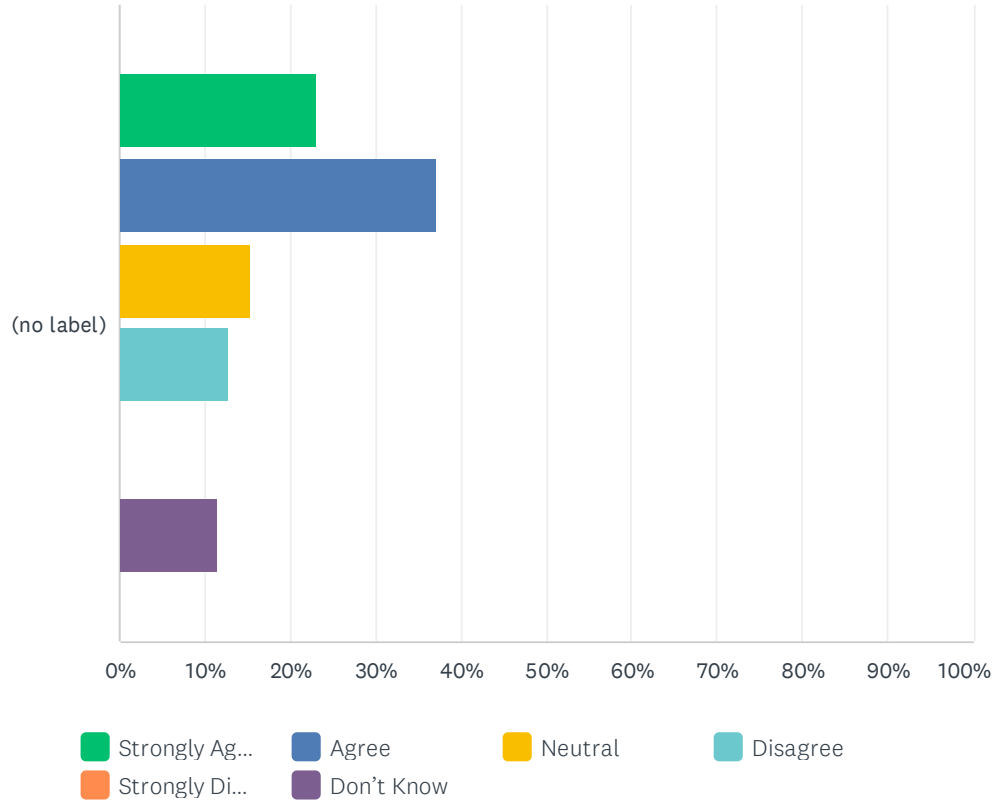
Answered: 78 Skipped: 0



	STRONGLY AGREE	AGREE	NEUTRAL	DISAGREE	STRONGLY DISAGREE	DON'T KNOW	TOTAL	WEIGHTED AVERAGE
(no label)	20.51% 16	34.62% 27	16.67% 13	7.69% 6	0.00% 0	20.51% 16	78	3.06

Q34 Rosary Academy communicates how well students achieve compared to similar students locally and/or nationally.

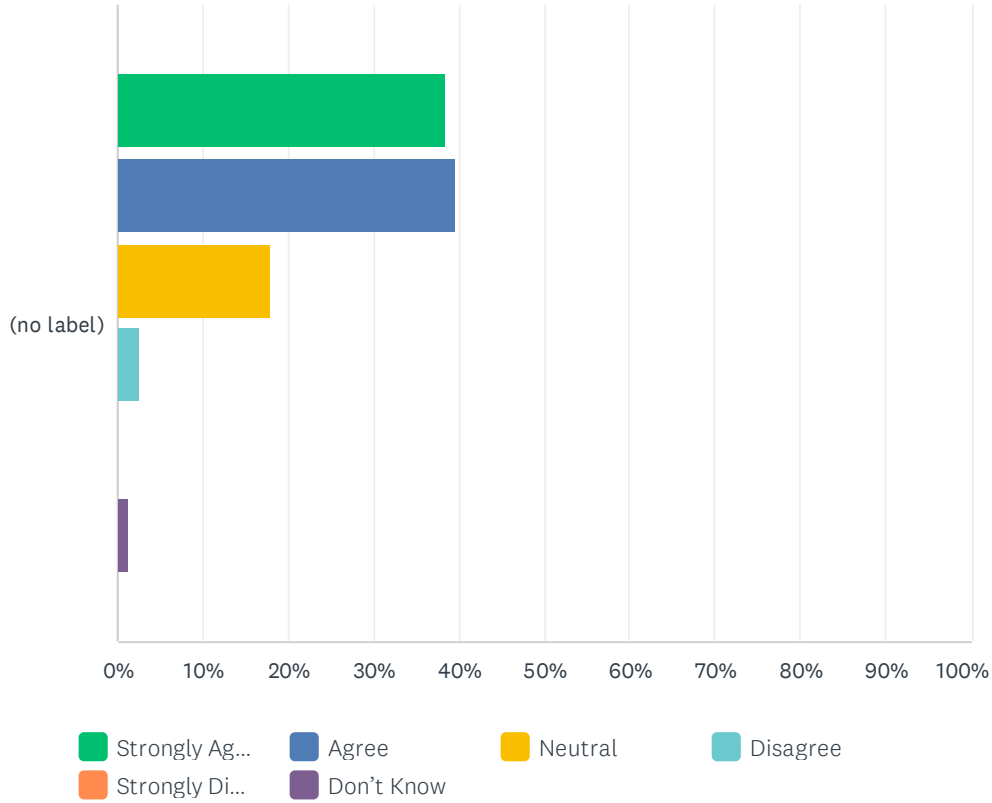
Answered: 78 Skipped: 0



	STRONGLY AGREE	AGREE	NEUTRAL	DISAGREE	STRONGLY DISAGREE	DON'T KNOW	TOTAL	WEIGHTED AVERAGE
(no label)	23.08% 18	37.18% 29	15.38% 12	12.82% 10	0.00% 0	11.54% 9	78	3.36

Q35 Rosary Academy provides programs and services that help students successfully complete the school program (for example, guidance and resource programs).

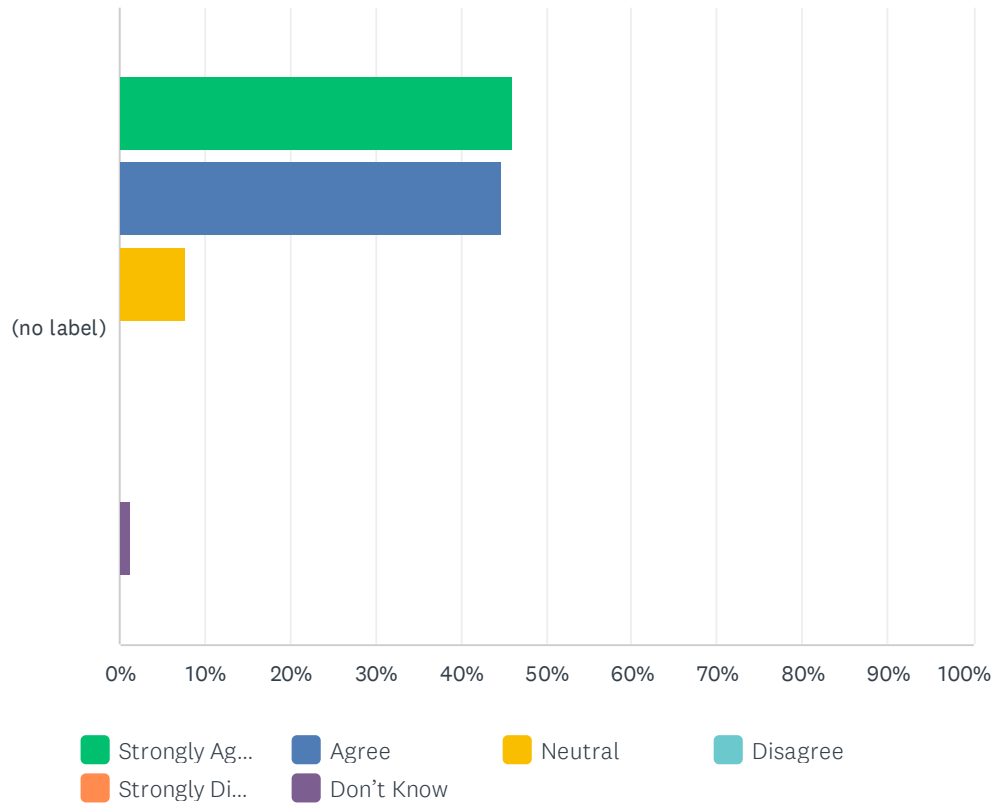
Answered: 78 Skipped: 0



	STRONGLY AGREE	AGREE	NEUTRAL	DISAGREE	STRONGLY DISAGREE	DON'T KNOW	TOTAL	WEIGHTED AVERAGE
(no label)	38.46% 30	39.74% 31	17.95% 14	2.56% 2	0.00% 0	1.28% 1	78	4.10

Q36 Rosary Academy provides enriching programs for students to develop their gifts and talents and enhance their creative, artistic, social/emotional, physical, and spiritual potential.

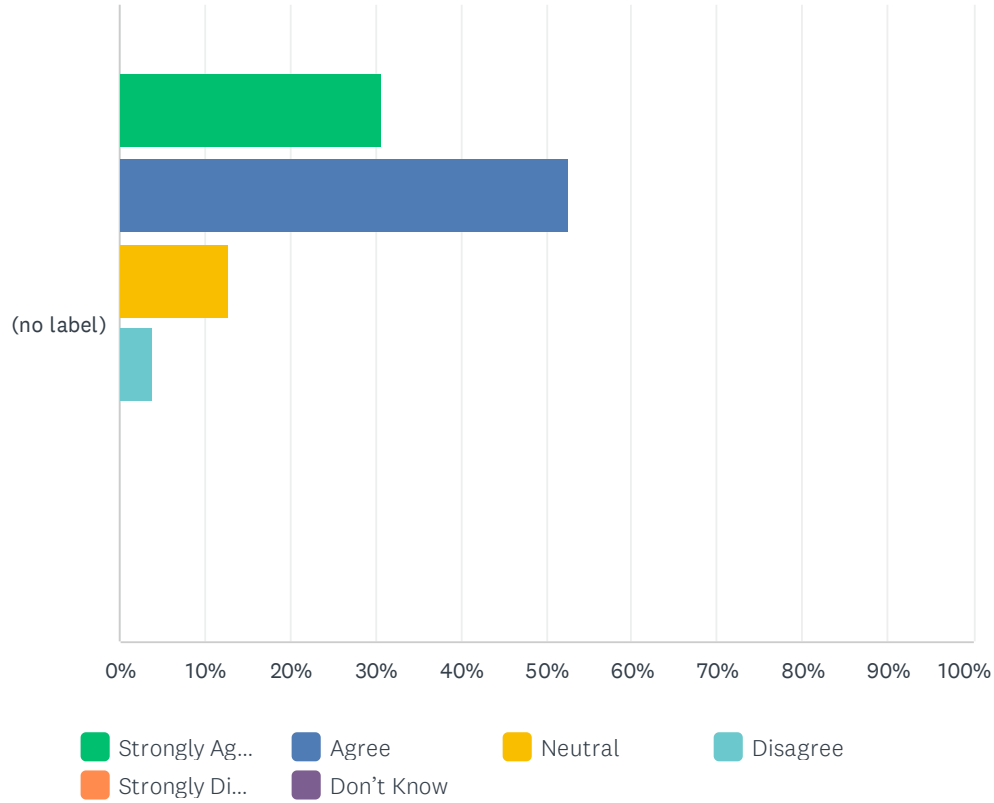
Answered: 78 Skipped: 0



	STRONGLY AGREE	AGREE	NEUTRAL	DISAGREE	STRONGLY DISAGREE	DON'T KNOW	TOTAL	WEIGHTED AVERAGE
(no label)	46.15% 36	44.87% 35	7.69% 6	0.00% 0	0.00% 0	1.28% 1	78	4.33

Q37 Rosary Academy provides opportunities for parents/guardians to be involved in the education of their children.

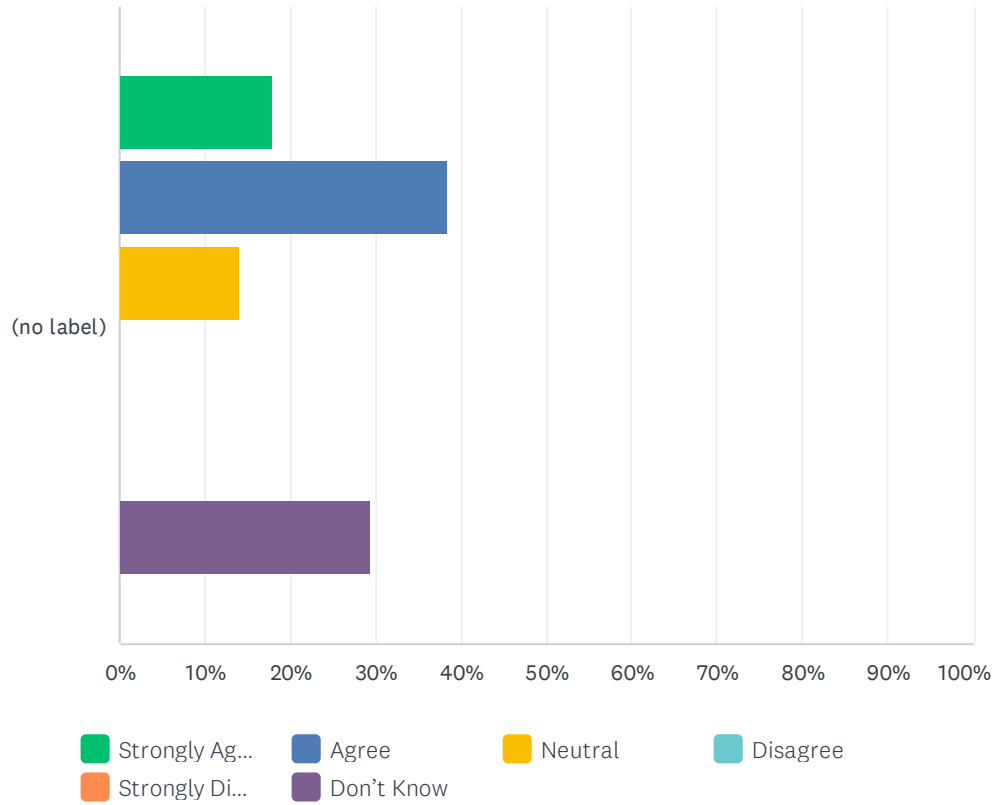
Answered: 78 Skipped: 0



	STRONGLY AGREE	AGREE	NEUTRAL	DISAGREE	STRONGLY DISAGREE	DON'T KNOW	TOTAL	WEIGHTED AVERAGE
(no label)	30.77%	52.56%	12.82%	3.85%	0.00%	0.00%	78	4.10
	24	41	10	3	0	0		

Q38 Rosary Academy's financial plan results from a collaborative process including expert advisors.

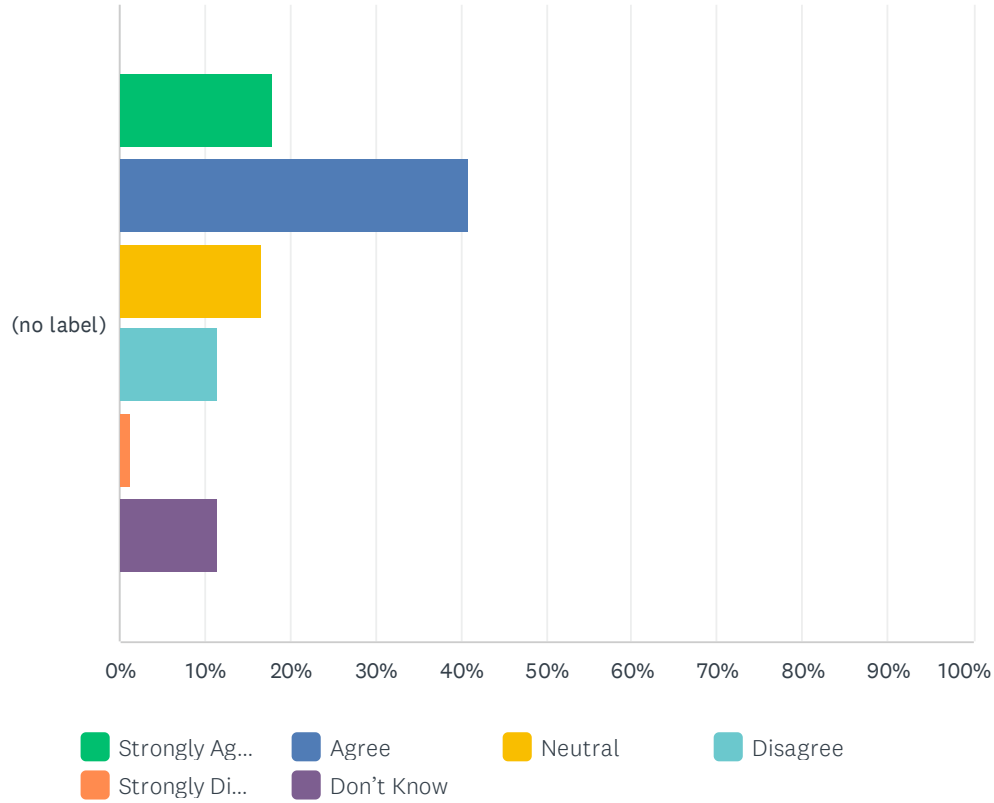
Answered: 78 Skipped: 0



	STRONGLY AGREE	AGREE	NEUTRAL	DISAGREE	STRONGLY DISAGREE	DON'T KNOW	TOTAL	WEIGHTED AVERAGE
(no label)	17.95% 14	38.46% 30	14.10% 11	0.00% 0	0.00% 0	29.49% 23	78	2.86

Q39 Rosary Academy consistently shares its financial plan with the school community.

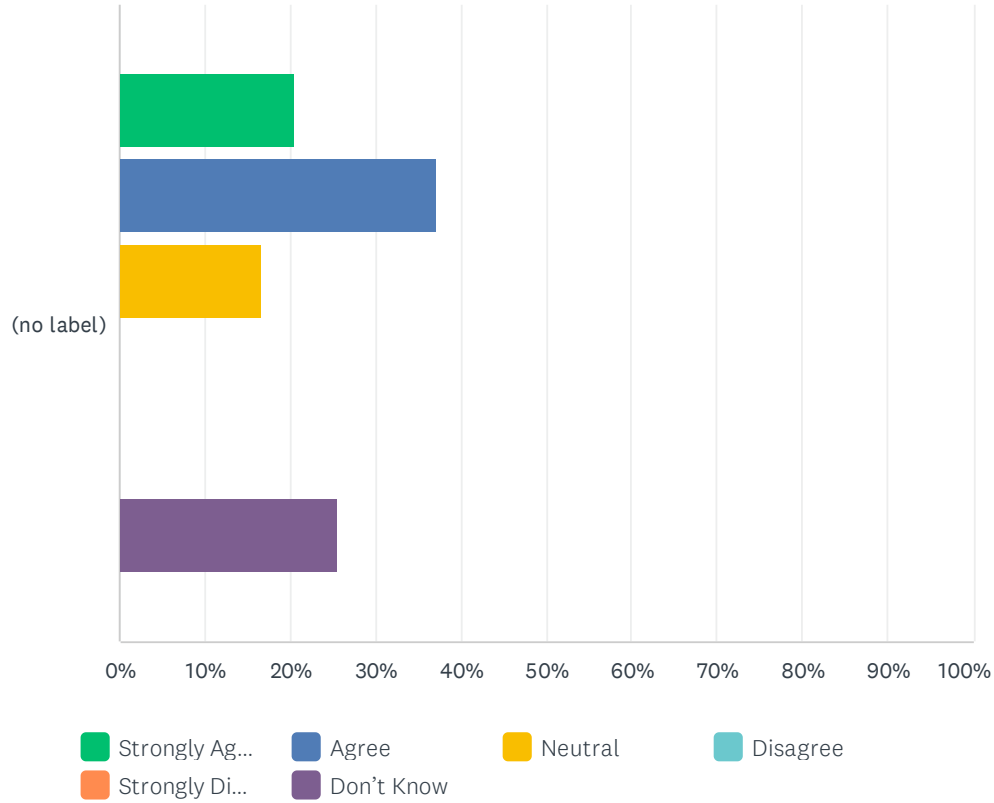
Answered: 78 Skipped: 0



	STRONGLY AGREE	AGREE	NEUTRAL	DISAGREE	STRONGLY DISAGREE	DON'T KNOW	TOTAL	WEIGHTED AVERAGE
(no label)	17.95%	41.03%	16.67%	11.54%		1.28%	11.54%	
	14	32	13	9	1	9	78	3.28

Q40 Rosary Academy leaders take responsibility for ensuring that the financial plans and budgets are implemented using best practices.

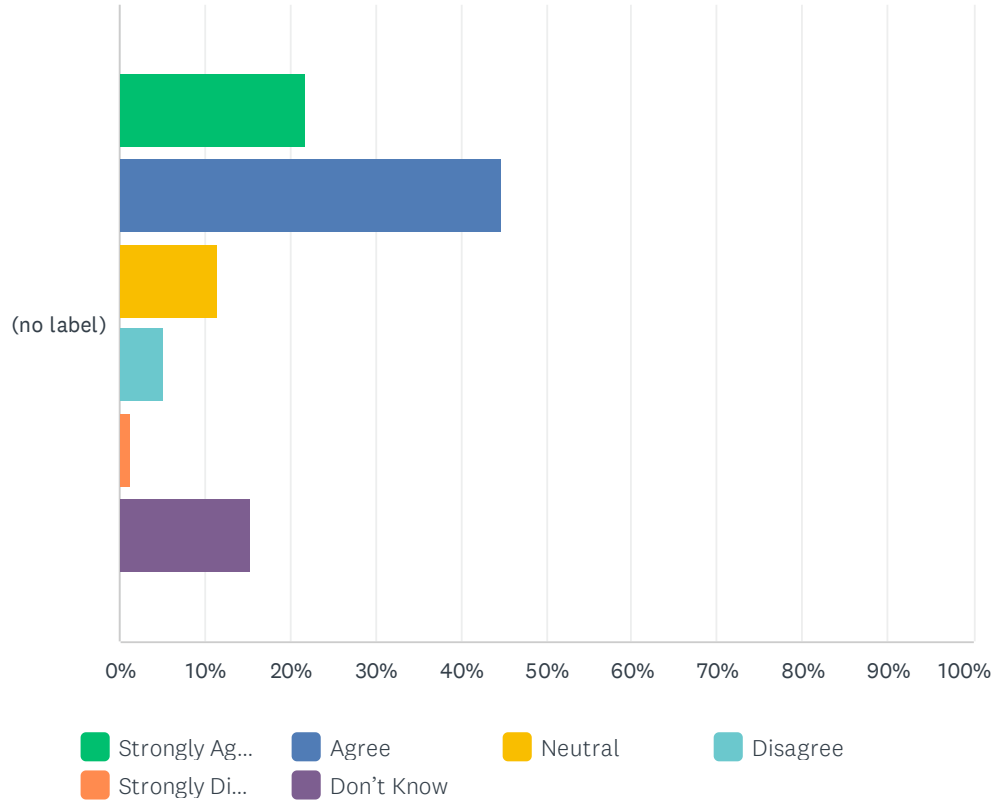
Answered: 78 Skipped: 0



	STRONGLY AGREE	AGREE	NEUTRAL	DISAGREE	STRONGLY DISAGREE	DON'T KNOW	TOTAL	WEIGHTED AVERAGE
(no label)	20.51% 16	37.18% 29	16.67% 13	0.00% 0	0.00% 0	25.64% 20	78	3.01

Q41 Rosary Academy treats all personnel with consistency, fairness, and justice.

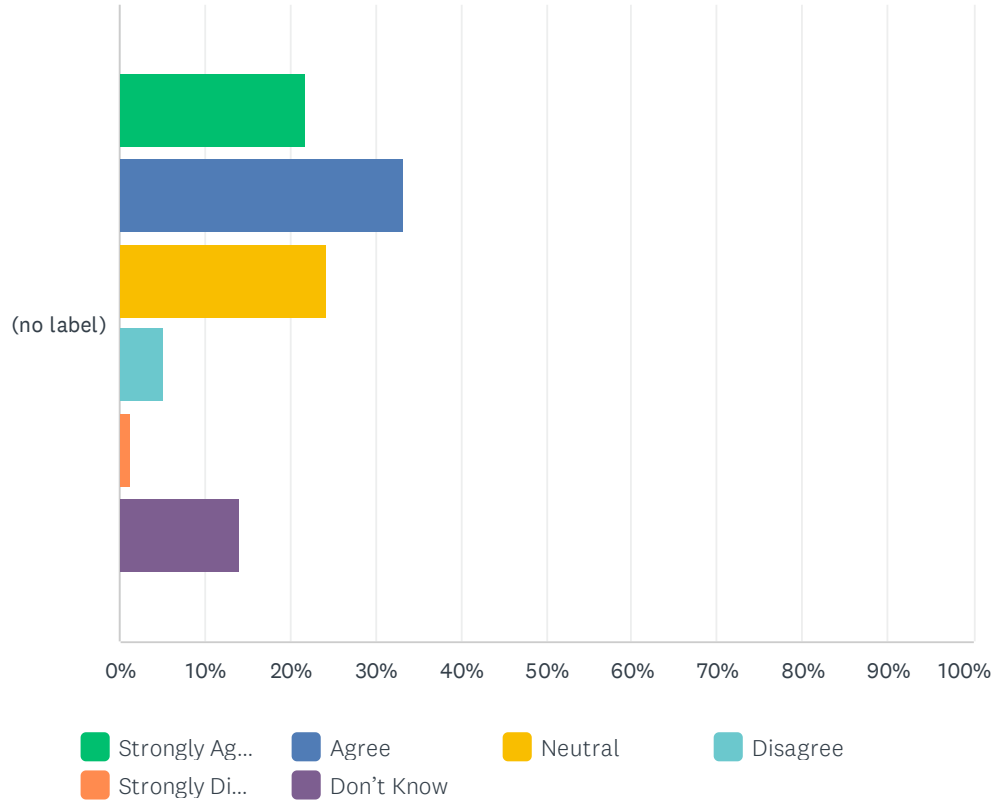
Answered: 78 Skipped: 0



	STRONGLY AGREE	AGREE	NEUTRAL	DISAGREE	STRONGLY DISAGREE	DON'T KNOW	TOTAL	WEIGHTED AVERAGE	
(no label)	21.79% 17	44.87% 35	11.54% 9	5.13% 4		1.28% 1	15.38% 12	78	3.35

Q42 Rosary Academy maintains and shares plans for managing facilities and equipment.

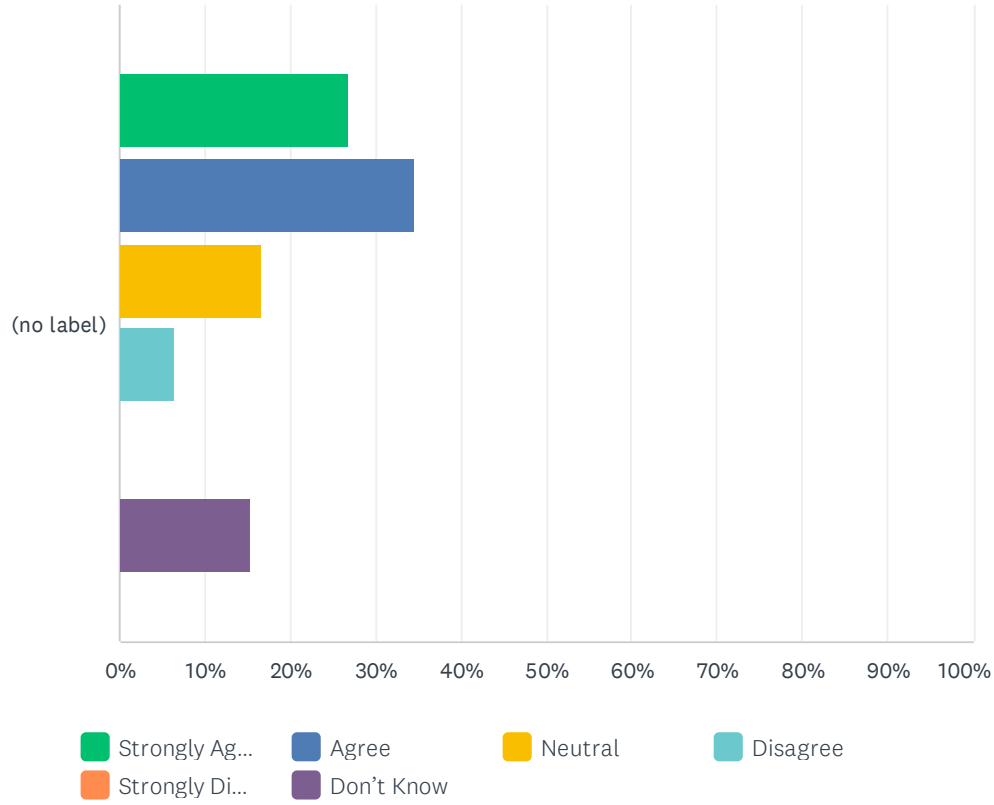
Answered: 78 Skipped: 0



	STRONGLY AGREE	AGREE	NEUTRAL	DISAGREE	STRONGLY DISAGREE	DON'T KNOW	TOTAL	WEIGHTED AVERAGE
(no label)	21.79%	33.33%	24.36%	5.13%	1.28%	14.10%	78	3.27
	17	26	19	4	1	11		

Q43 Rosary Academy maintains and shares a technology management plan.

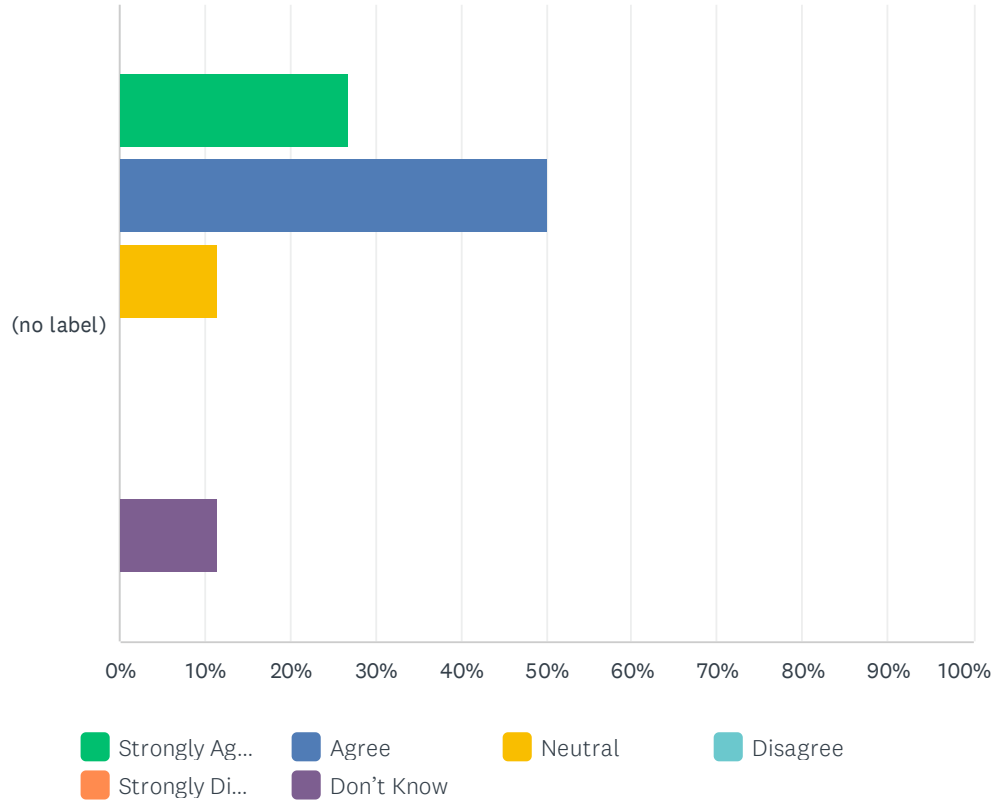
Answered: 78 Skipped: 0



	STRONGLY AGREE	AGREE	NEUTRAL	DISAGREE	STRONGLY DISAGREE	DON'T KNOW	TOTAL	WEIGHTED AVERAGE
(no label)	26.92% 21	34.62% 27	16.67% 13	6.41% 5	0.00% 0	15.38% 12	78	3.36

Q44 Rosary Academy's facilities, equipment, and technology management plans are designed to enhance teaching and learning.

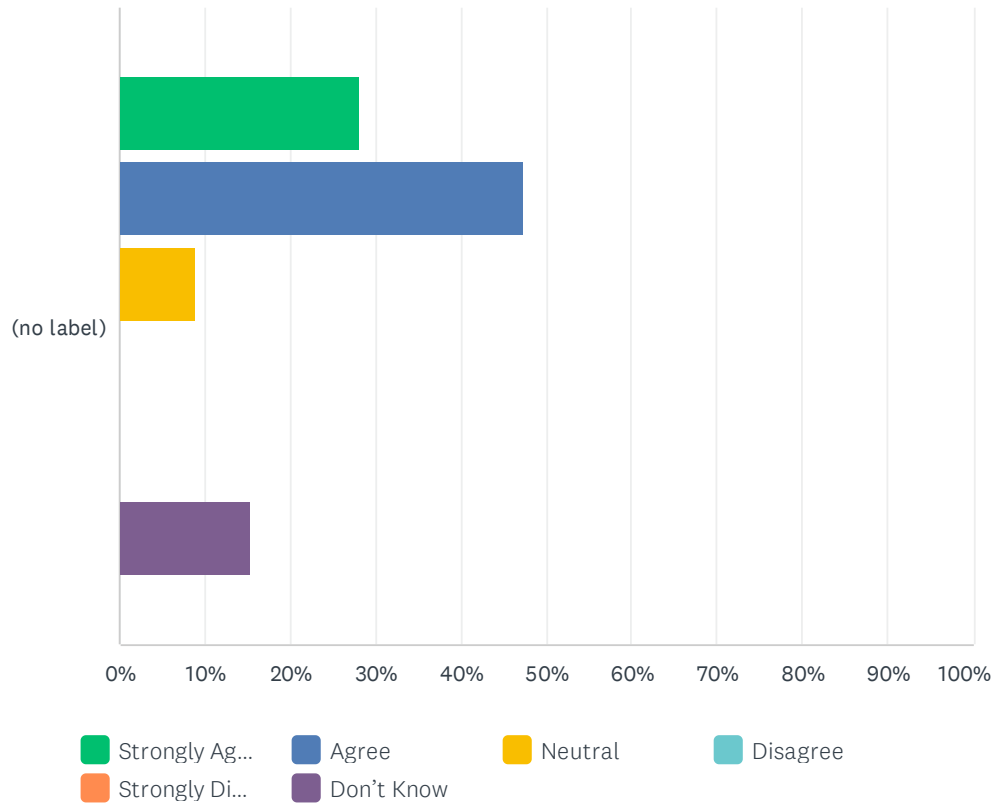
Answered: 78 Skipped: 0



	STRONGLY AGREE	AGREE	NEUTRAL	DISAGREE	STRONGLY DISAGREE	DON'T KNOW	TOTAL	WEIGHTED AVERAGE
(no label)	26.92% 21	50.00% 39	11.54% 9	0.00% 0	0.00% 0	11.54% 9	78	3.69

Q45 Rosary Academy has an institutional advancement plan that uses current and effective strategies for communication, marketing, and development.

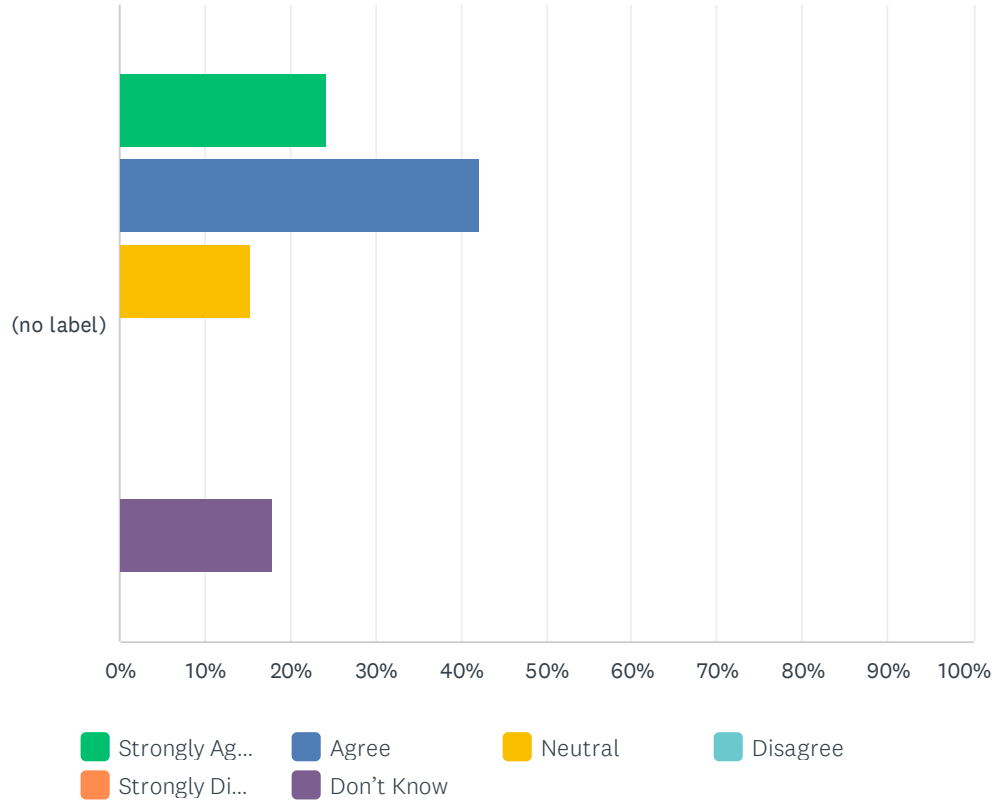
Answered: 78 Skipped: 0



	STRONGLY AGREE	AGREE	NEUTRAL	DISAGREE	STRONGLY DISAGREE	DON'T KNOW	TOTAL	WEIGHTED AVERAGE
(no label)	28.21% 22	47.44% 37	8.97% 7	0.00% 0	0.00% 0	15.38% 12	78	3.58

Q46 Rosary Academy has an institutional advancement plan based on our mission, which uses current and effective strategies for enrollment management.

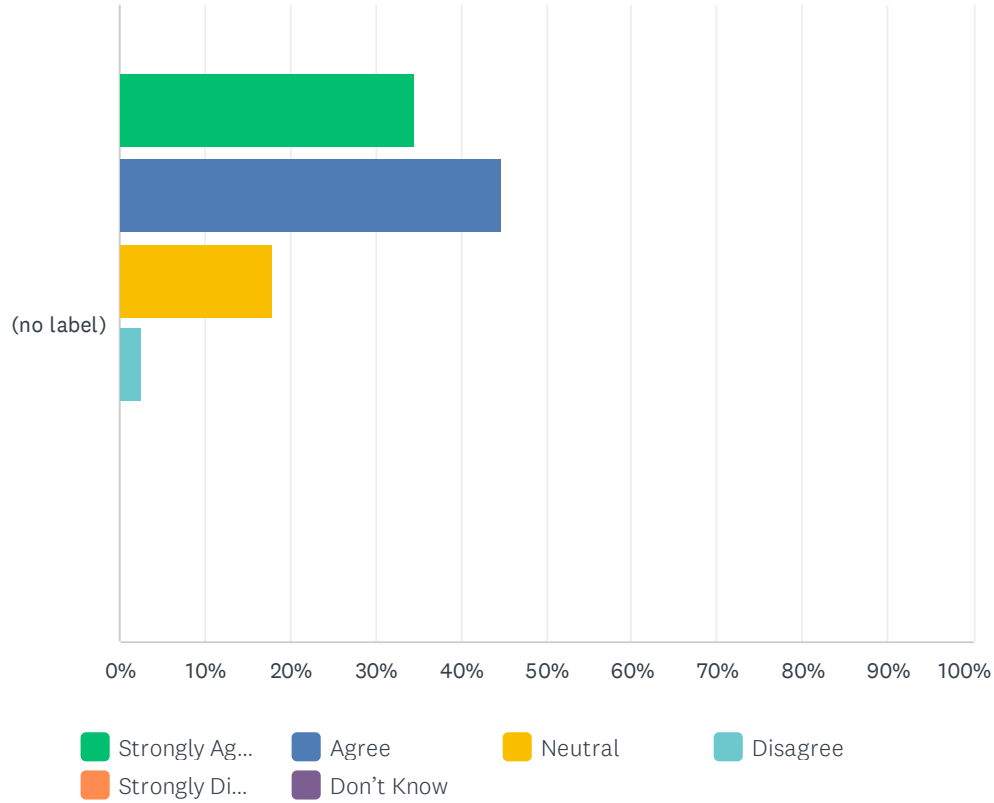
Answered: 78 Skipped: 0



	STRONGLY AGREE	AGREE	NEUTRAL	DISAGREE	STRONGLY DISAGREE	DON'T KNOW	TOTAL	WEIGHTED AVERAGE
(no label)	24.36% 19	42.31% 33	15.38% 12	0.00% 0	0.00% 0	17.95% 14	78	3.37

Q47 Rosary Academy does a good job of attracting new students to our school.

Answered: 78 Skipped: 0



	STRONGLY AGREE	AGREE	NEUTRAL	DISAGREE	STRONGLY DISAGREE	DON'T KNOW	TOTAL	WEIGHTED AVERAGE
(no label)	34.62% 27	44.87% 35	17.95% 14	2.56% 2	0.00% 0	0.00% 0	78	4.12

Q48 Please identify 3 of the school's areas of strength.

Answered: 53 Skipped: 25

Q49 Please identify 3 of the areas of growth that you believe the school should include in the Educational Improvement Plan that will be developed as a part of this accreditation process.

Answered: 43 Skipped: 35