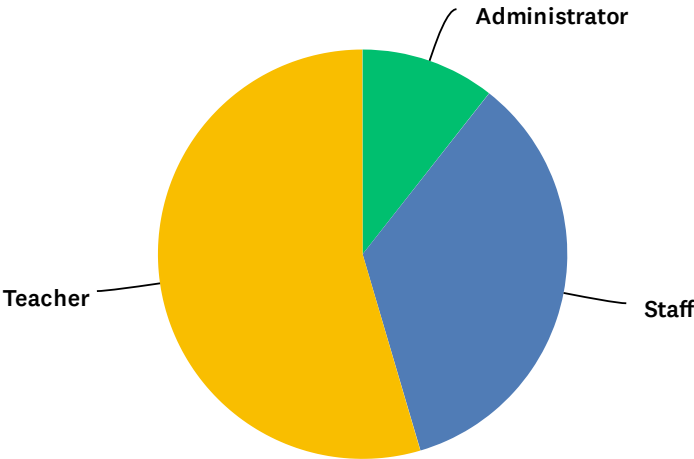


Q1 What is your relation to Rosary Academy?

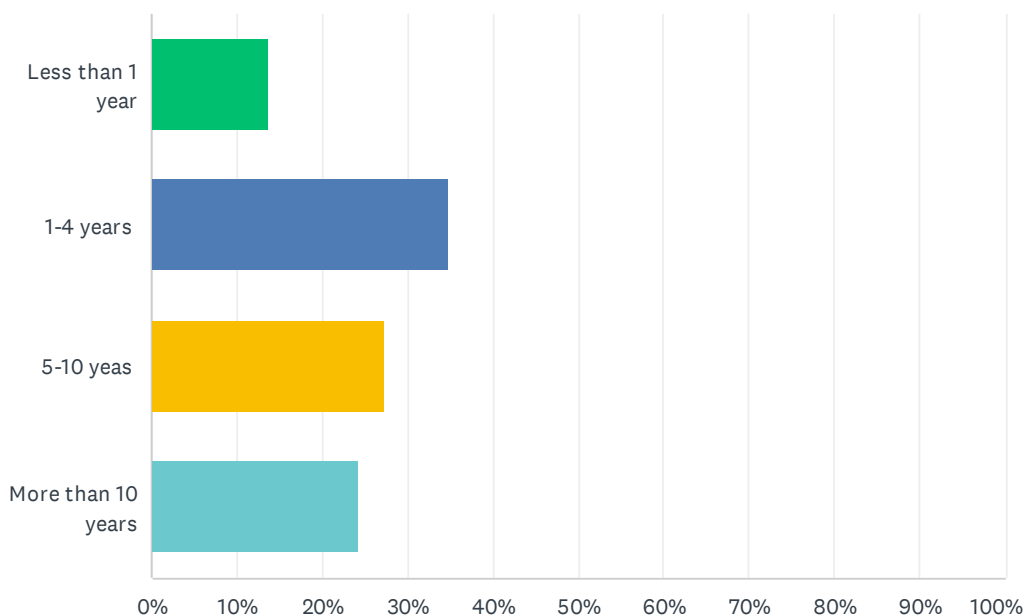
Answered: 66 Skipped: 0



ANSWER CHOICES	RESPONSES	
Administrator	10.61%	7
Staff	34.85%	23
Teacher	54.55%	36
Other (please specify)	0.00%	0
TOTAL		66

Q2 Length of service at Rosary Academy

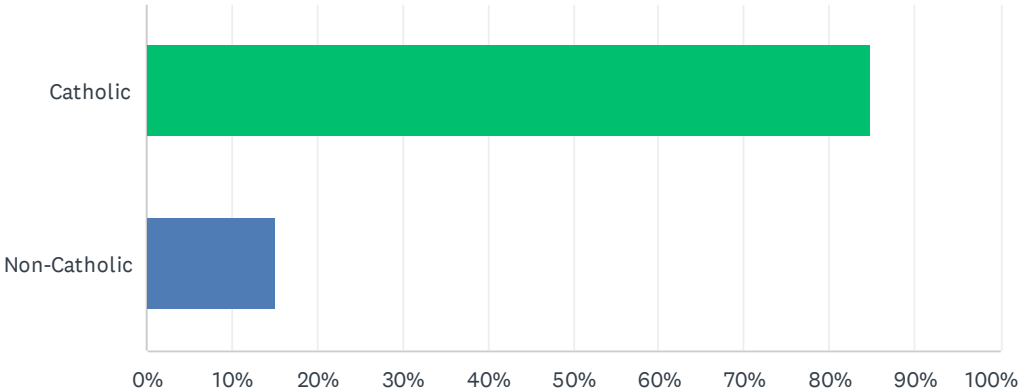
Answered: 66 Skipped: 0



ANSWER CHOICES	RESPONSES
Less than 1 year	13.64% 9
1-4 years	34.85% 23
5-10 yeas	27.27% 18
More than 10 years	24.24% 16
TOTAL	66

Q3 Religious Affiliation

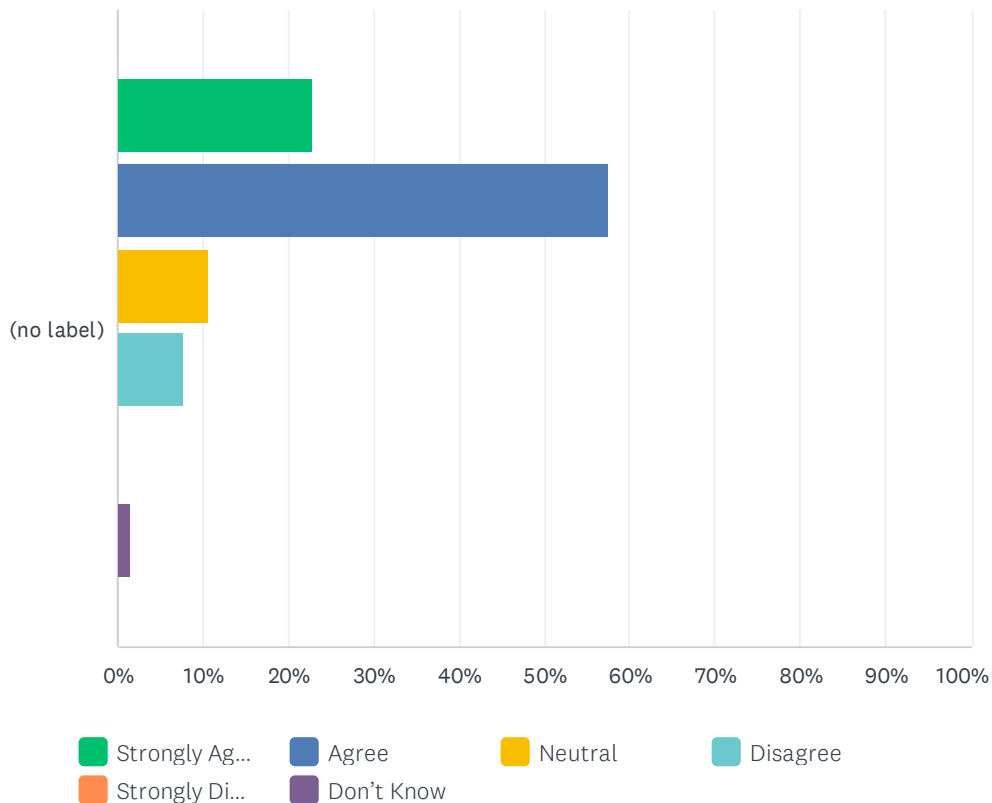
Answered: 66 Skipped: 0



ANSWER CHOICES	RESPONSES	
Catholic	84.85%	56
Non-Catholic	15.15%	10
TOTAL		66

Q4 Everyone in the Rosary Academy community- administrators, faculty, staff, students, and parents/guardians, alumnae, and supporters-knows and understands the school's mission.

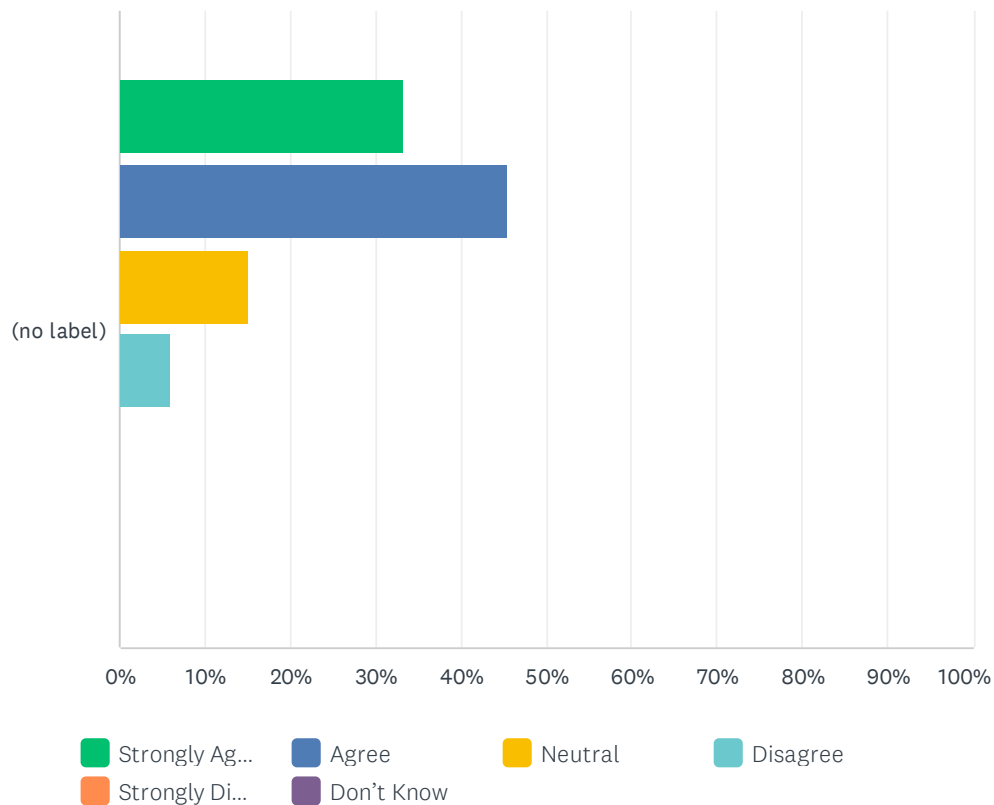
Answered: 66 Skipped: 0



	STRONGLY AGREE	AGREE	NEUTRAL	DISAGREE	STRONGLY DISAGREE	DON'T KNOW	TOTAL	WEIGHTED AVERAGE
(no label)	22.73% 15	57.58% 38	10.61% 7	7.58% 5	0.00% 0	1.52% 1	66	3.91

Q5 Everything we do at Rosary Academy is guided and directed by our mission.

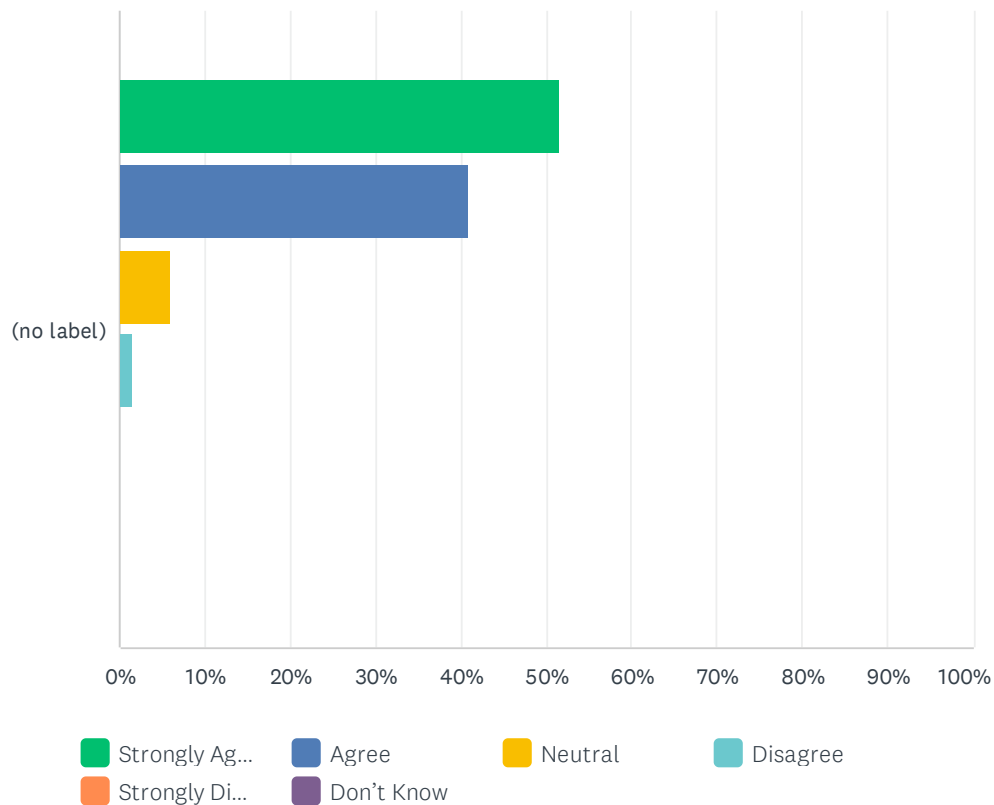
Answered: 66 Skipped: 0



	STRONGLY AGREE	AGREE	NEUTRAL	DISAGREE	STRONGLY DISAGREE	DON'T KNOW	TOTAL	WEIGHTED AVERAGE
(no label)	33.33% 22	45.45% 30	15.15% 10	6.06% 4	0.00% 0	0.00% 0	66	4.06

Q6 Rosary Academy's mission statement clearly expresses a commitment to Catholic identity.

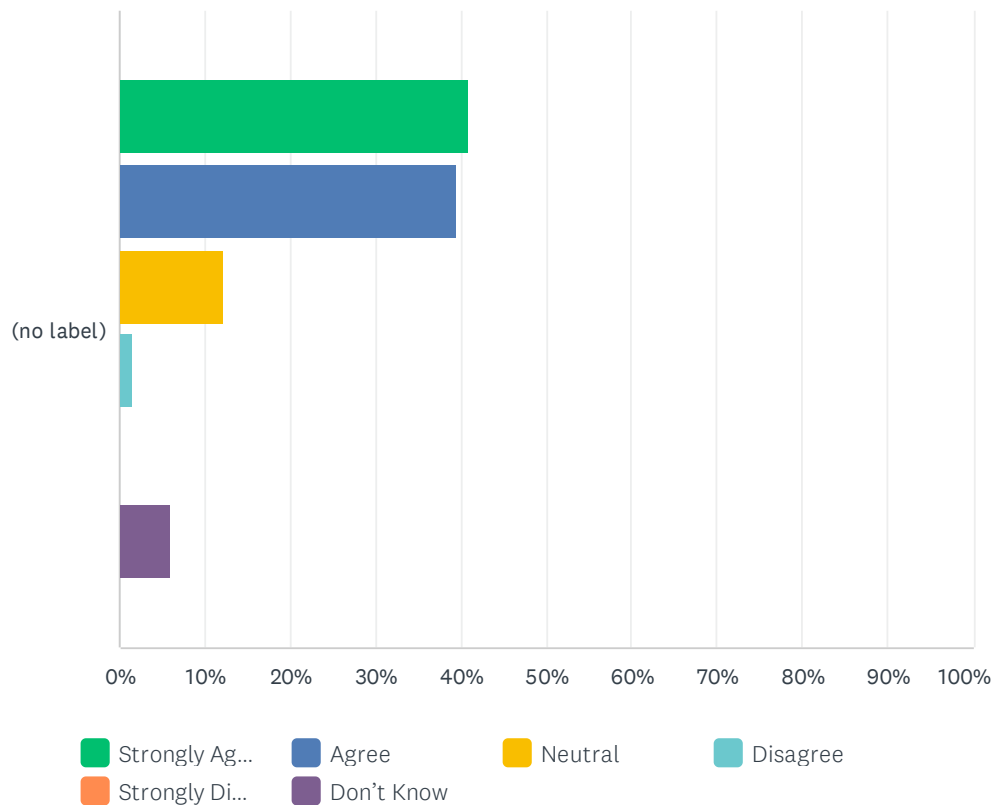
Answered: 66 Skipped: 0



	STRONGLY AGREE	AGREE	NEUTRAL	DISAGREE	STRONGLY DISAGREE	DON'T KNOW	TOTAL	WEIGHTED AVERAGE
(no label)	51.52% 34	40.91% 27	6.06% 4	1.52% 1	0.00% 0	0.00% 0	66	4.42

Q7 Rosary Academy provides an academically rigorous Catholic religion program taught by qualified teachers.

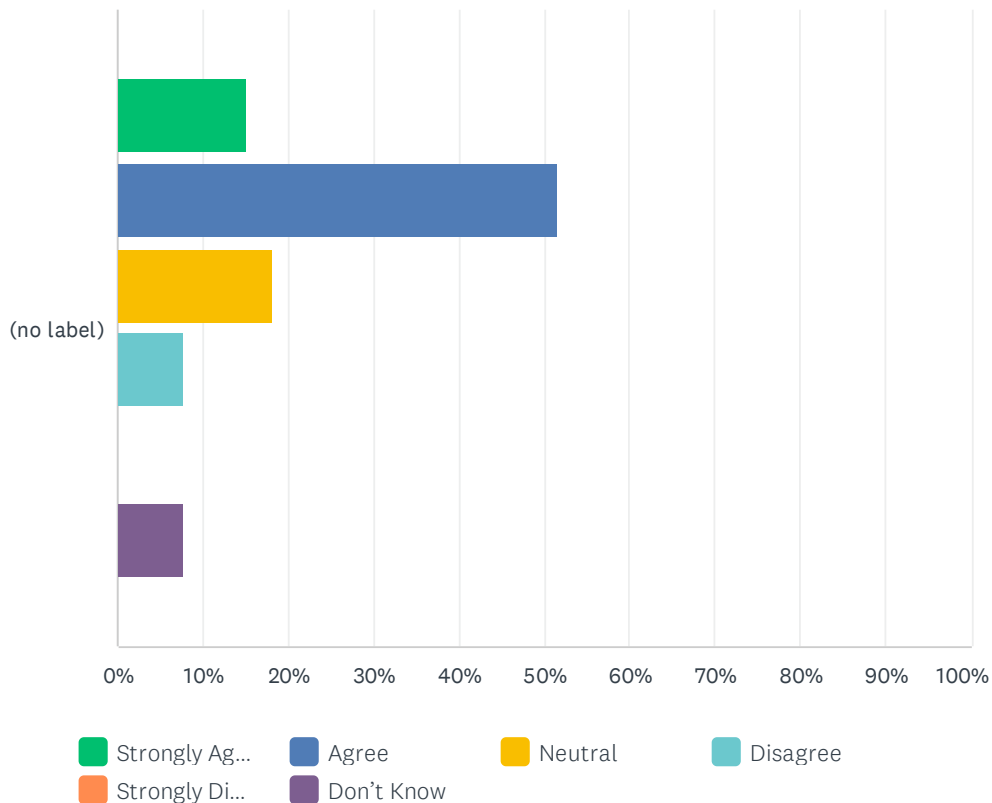
Answered: 66 Skipped: 0



	STRONGLY AGREE	AGREE	NEUTRAL	DISAGREE	STRONGLY DISAGREE	DON'T KNOW	TOTAL	WEIGHTED AVERAGE
(no label)	40.91%	39.39%	12.12%	1.52%	0.00%	6.06%	66	4.02
	27	26	8	1	0	4		

Q8 In all subjects, teachers help students think critically and ethically about the world around them, using the lens of Gospel values and Catholic doctrine and beliefs.

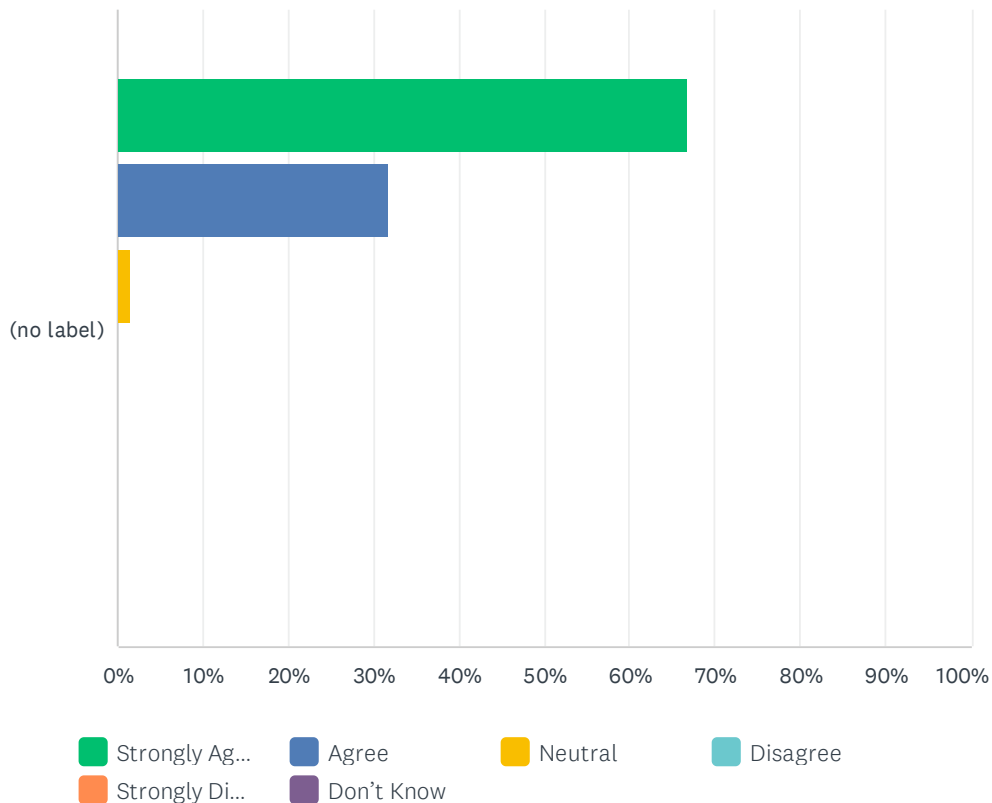
Answered: 66 Skipped: 0



	STRONGLY AGREE	AGREE	NEUTRAL	DISAGREE	STRONGLY DISAGREE	DON'T KNOW	TOTAL	WEIGHTED AVERAGE
(no label)	15.15% 10	51.52% 34	18.18% 12	7.58% 5	0.00% 0	7.58% 5	66	3.52

Q9 Rosary Academy provides opportunities outside the classroom for students' faith formation and participation in retreats, prayer, Mass, sacraments, and other spiritual experiences.

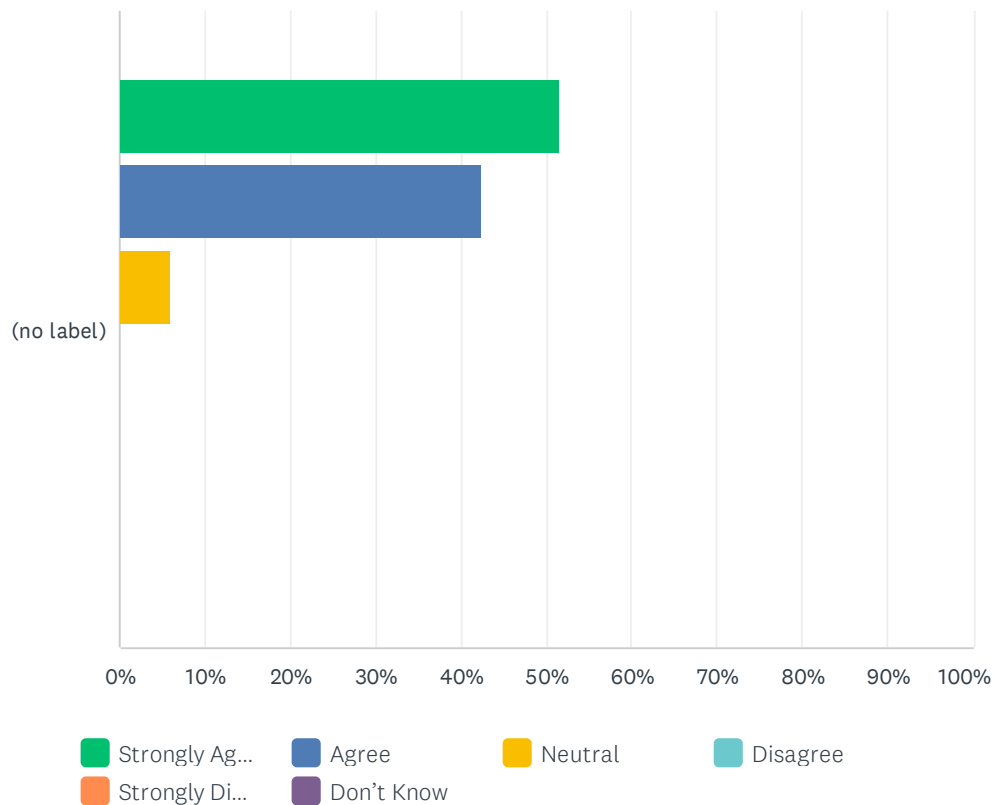
Answered: 66 Skipped: 0



	STRONGLY AGREE	AGREE	NEUTRAL	DISAGREE	STRONGLY DISAGREE	DON'T KNOW	TOTAL	WEIGHTED AVERAGE
(no label)	66.67%	31.82%	1.52%	0.00%	0.00%	0.00%	66	4.65
	44	21	1	0	0	0		

Q10 Rosary Academy provides opportunities outside the classroom for students to participate in service activities.

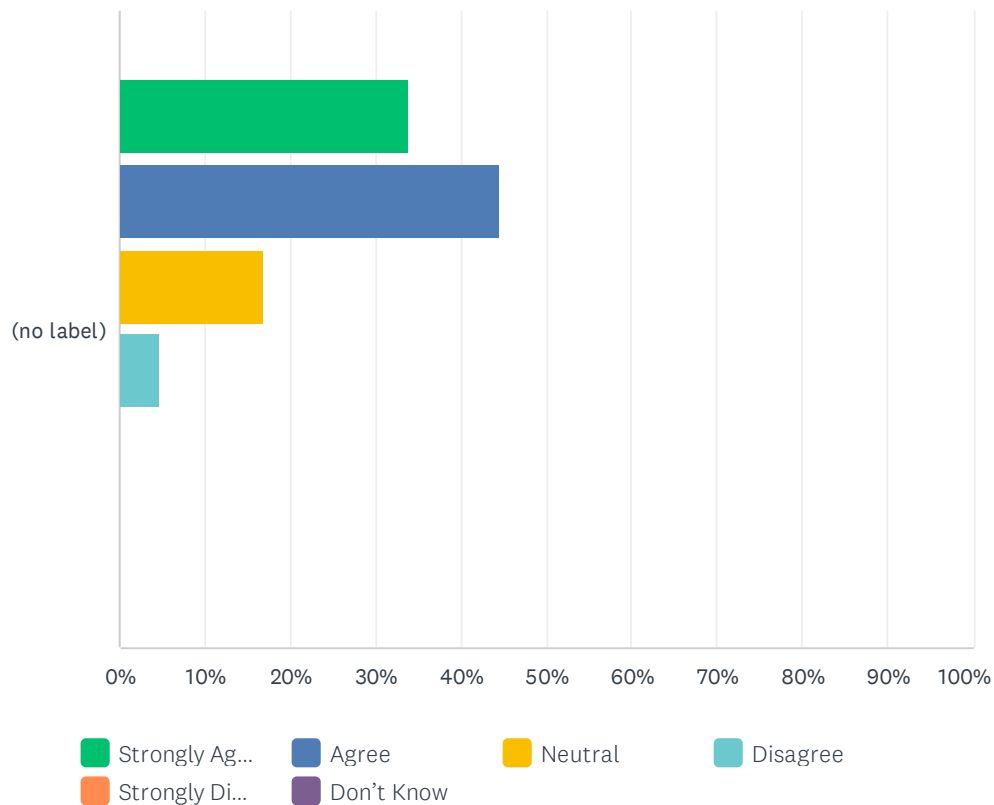
Answered: 66 Skipped: 0



	STRONGLY AGREE	AGREE	NEUTRAL	DISAGREE	STRONGLY DISAGREE	DON'T KNOW	TOTAL	WEIGHTED AVERAGE
(no label)	51.52% 34	42.42% 28	6.06% 4	0.00% 0	0.00% 0	0.00% 0	66	4.45

Q11 Administrators, faculty and staff serve as role models of faith and service to students.

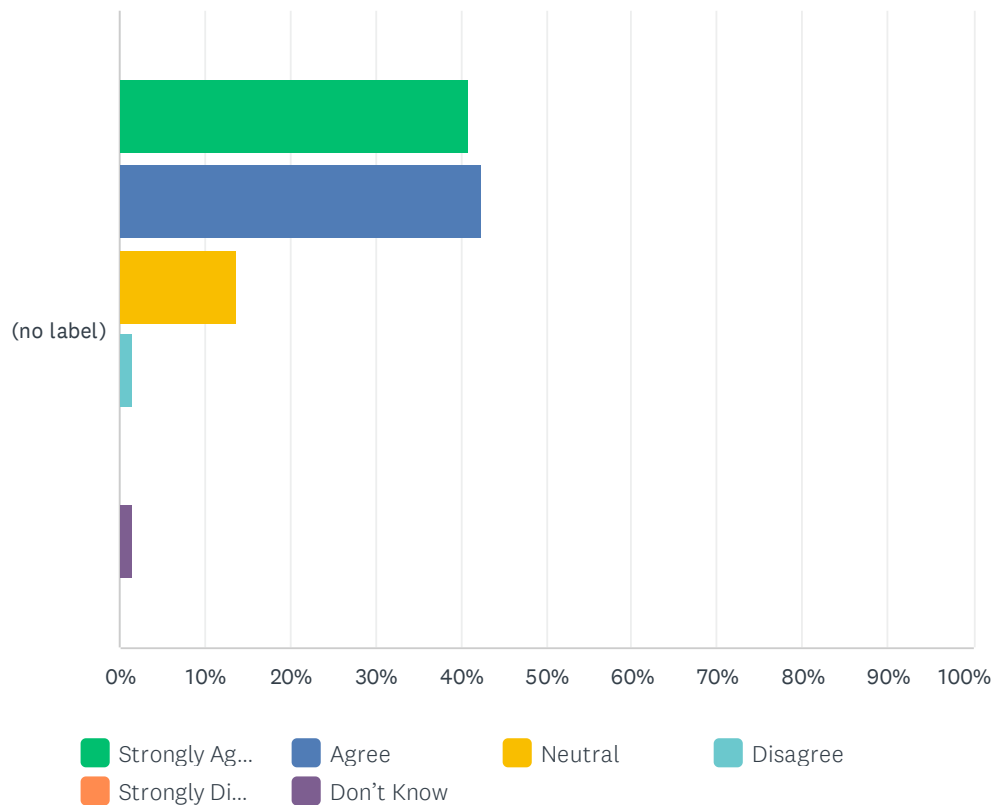
Answered: 65 Skipped: 1



	STRONGLY AGREE	AGREE	NEUTRAL	DISAGREE	STRONGLY DISAGREE	DON'T KNOW	TOTAL	WEIGHTED AVERAGE
(no label)	33.85%	44.62%	16.92%	4.62%	0.00%	0.00%	65	4.08
	22	29	11	3	0	0		

Q12 Rosary Academy provides opportunities for faith formation for faculty and staff.

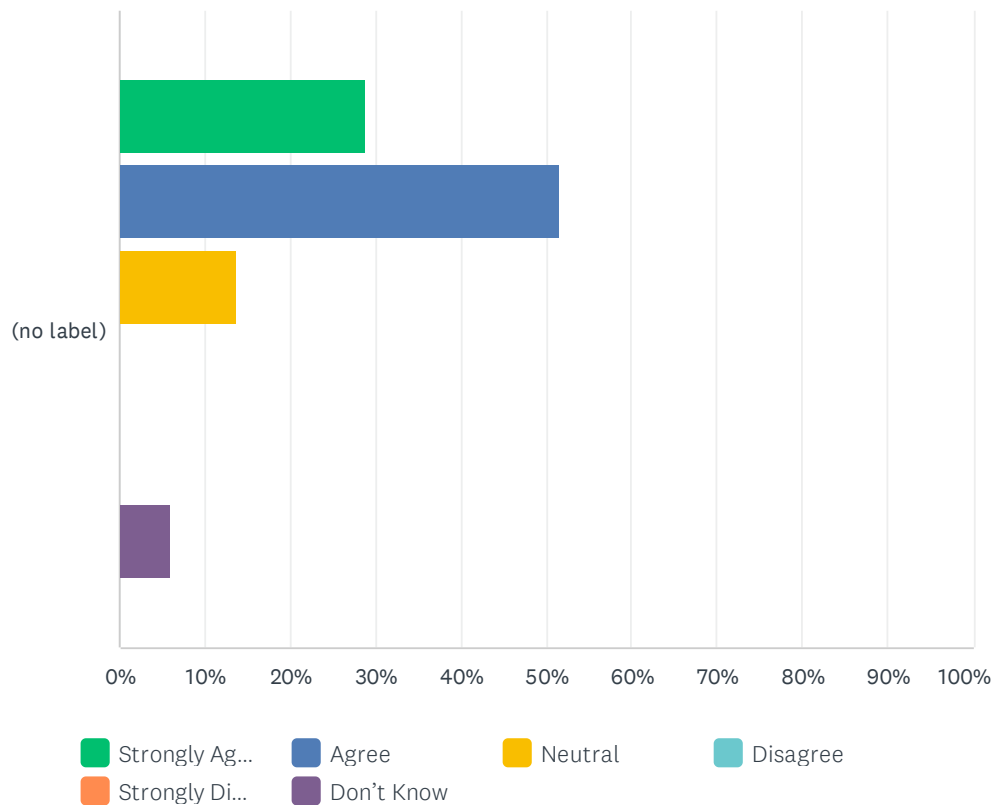
Answered: 66 Skipped: 0



	STRONGLY AGREE	AGREE	NEUTRAL	DISAGREE	STRONGLY DISAGREE	DON'T KNOW	TOTAL	WEIGHTED AVERAGE
(no label)	40.91% 27	42.42% 28	13.64% 9	1.52% 1	0.00% 0	1.52% 1	66	4.18

Q13 Rosary Academy provides opportunities for faith formation for parents/guardians and other adult members of the school community.

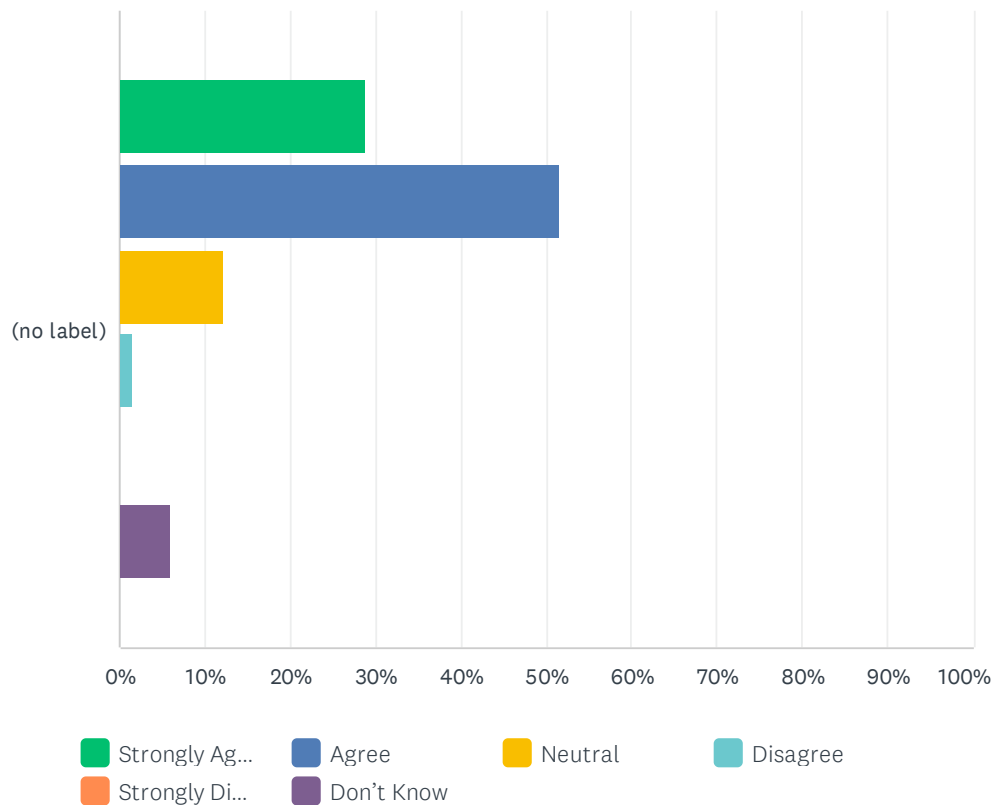
Answered: 66 Skipped: 0



	STRONGLY AGREE	AGREE	NEUTRAL	DISAGREE	STRONGLY DISAGREE	DON'T KNOW	TOTAL	WEIGHTED AVERAGE
(no label)	28.79% 19	51.52% 34	13.64% 9	0.00% 0	0.00% 0	6.06% 4	66	3.91

Q14 Rosary Academy helps parents/guardians support the faith life of their child.

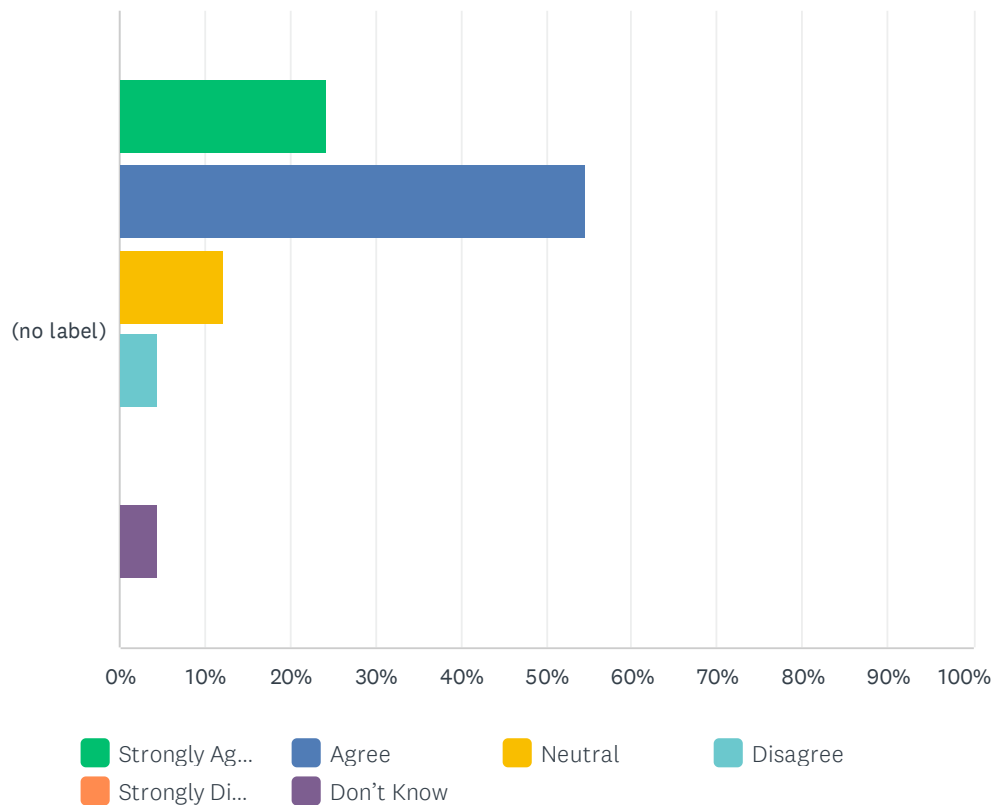
Answered: 66 Skipped: 0



	STRONGLY AGREE	AGREE	NEUTRAL	DISAGREE	STRONGLY DISAGREE	DON'T KNOW	TOTAL	WEIGHTED AVERAGE
(no label)	28.79% 19	51.52% 34	12.12% 8	1.52% 1	0.00% 0	6.06% 4	66	3.89

Q15 Rosary Academy provides opportunities for adult members of the school community to participate in service activities.

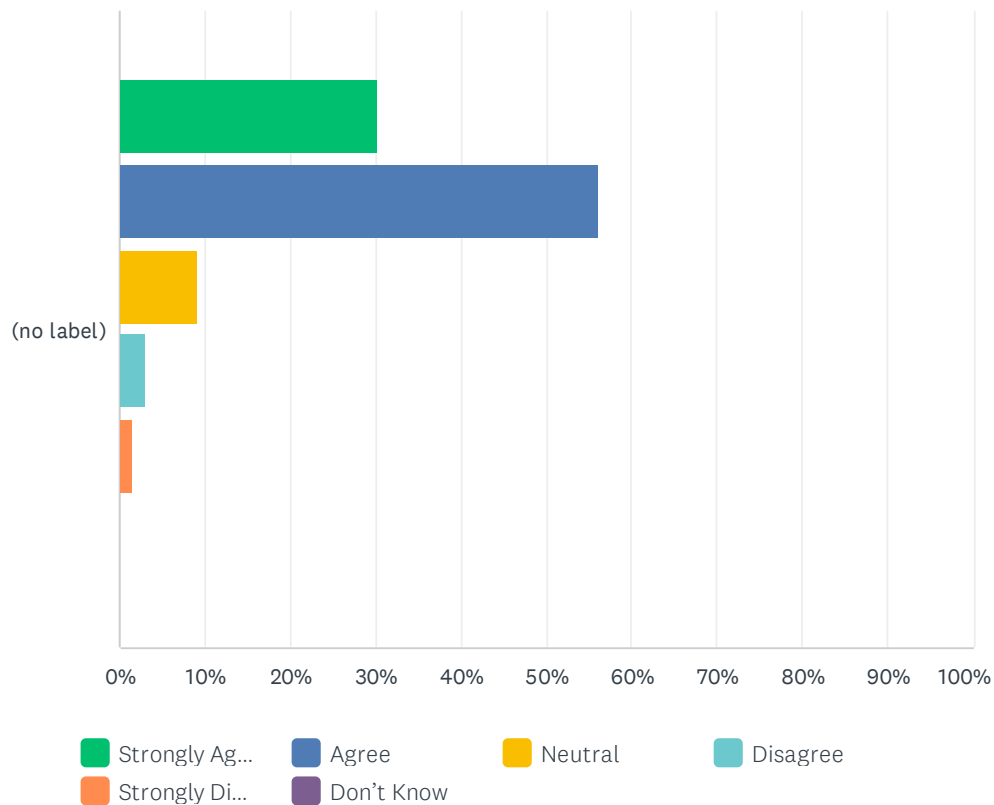
Answered: 66 Skipped: 0



	STRONGLY AGREE	AGREE	NEUTRAL	DISAGREE	STRONGLY DISAGREE	DON'T KNOW	TOTAL	WEIGHTED AVERAGE
(no label)	24.24% 16	54.55% 36	12.12% 8	4.55% 3	0.00% 0	4.55% 3	66	3.85

Q16 The faculty and staff in the school support the faith life of the school community.

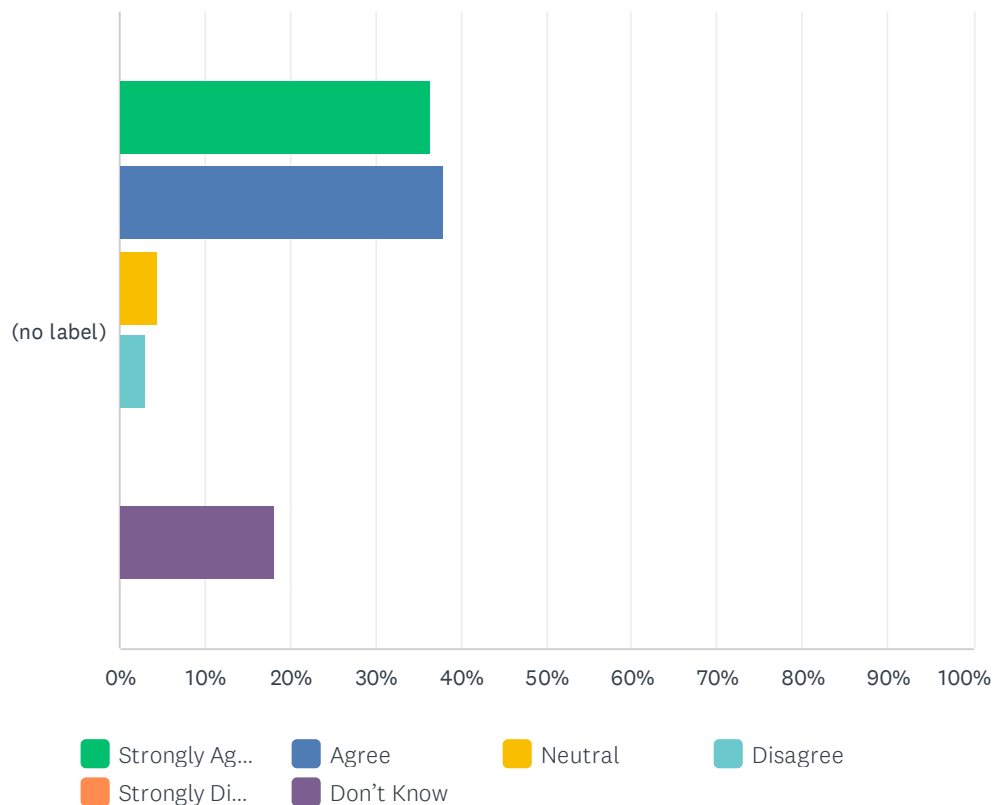
Answered: 66 Skipped: 0



	STRONGLY AGREE	AGREE	NEUTRAL	DISAGREE	STRONGLY DISAGREE	DON'T KNOW	TOTAL	WEIGHTED AVERAGE
(no label)	30.30% 20	56.06% 37	9.09% 6	3.03% 2	1.52% 1	0.00% 0	66	4.11

Q17 There is a person or group (such as a consultative board) who collaborates with the school administration to make or recommend decisions for the success of the school.

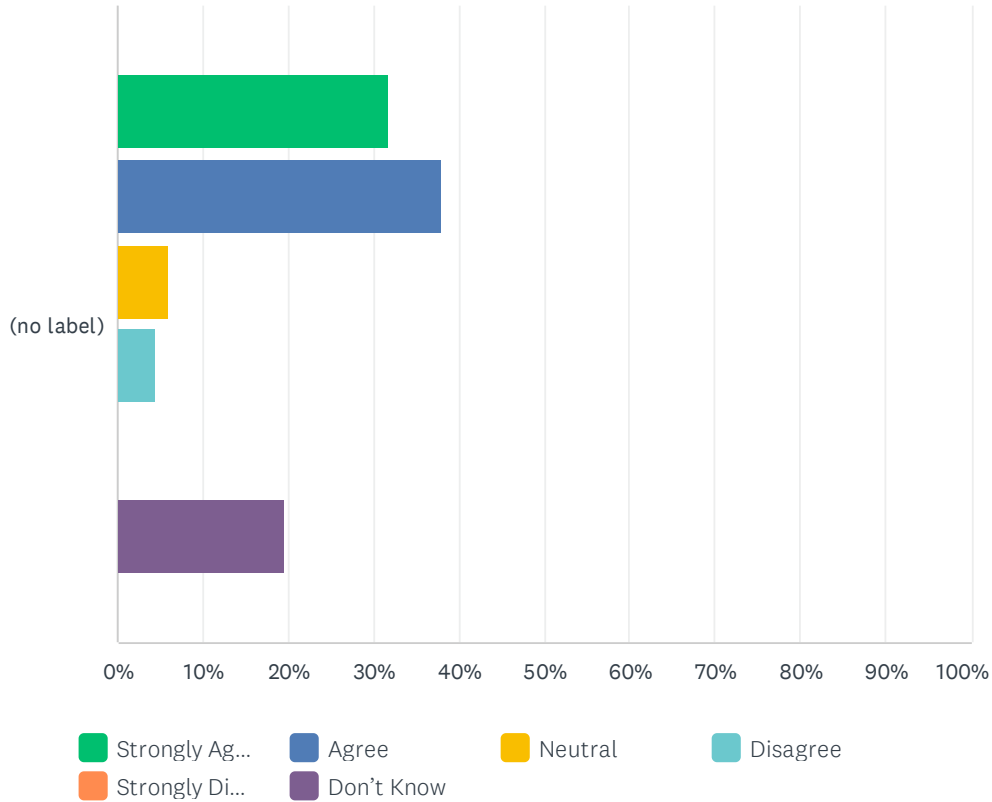
Answered: 66 Skipped: 0



	STRONGLY AGREE	AGREE	NEUTRAL	DISAGREE	STRONGLY DISAGREE	DON'T KNOW	TOTAL	WEIGHTED AVERAGE
(no label)	36.36% 24	37.88% 25	4.55% 3	3.03% 2	0.00% 0	18.18% 12	66	3.53

Q18 A person or group (such as a consultative board), in collaboration with the school administration, takes responsibility for monitoring that the school is faithful to its mission, academically excellent, and sound in its business decisions.

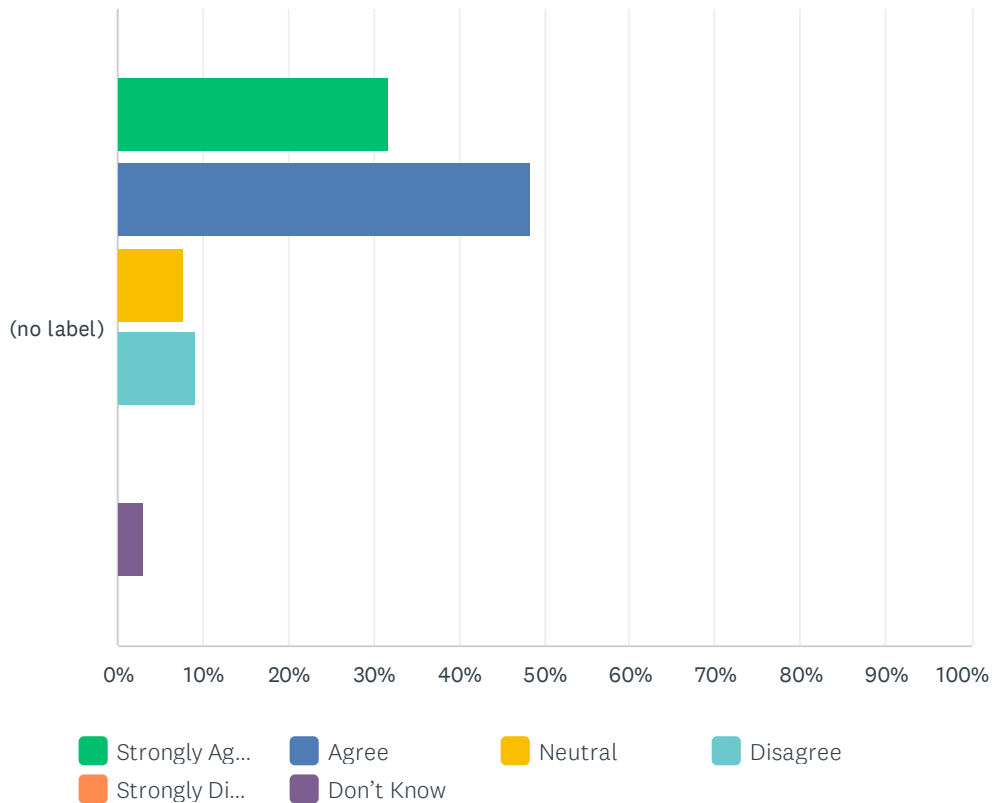
Answered: 66 Skipped: 0



	STRONGLY AGREE	AGREE	NEUTRAL	DISAGREE	STRONGLY DISAGREE	DON'T KNOW	TOTAL	WEIGHTED AVERAGE
(no label)	31.82% 21	37.88% 25	6.06% 4	4.55% 3	0.00% 0	19.70% 13	66	3.38

Q19 Rosary Academy administration effectively carries out its responsibilities in the areas of faith formation and instructional leadership.

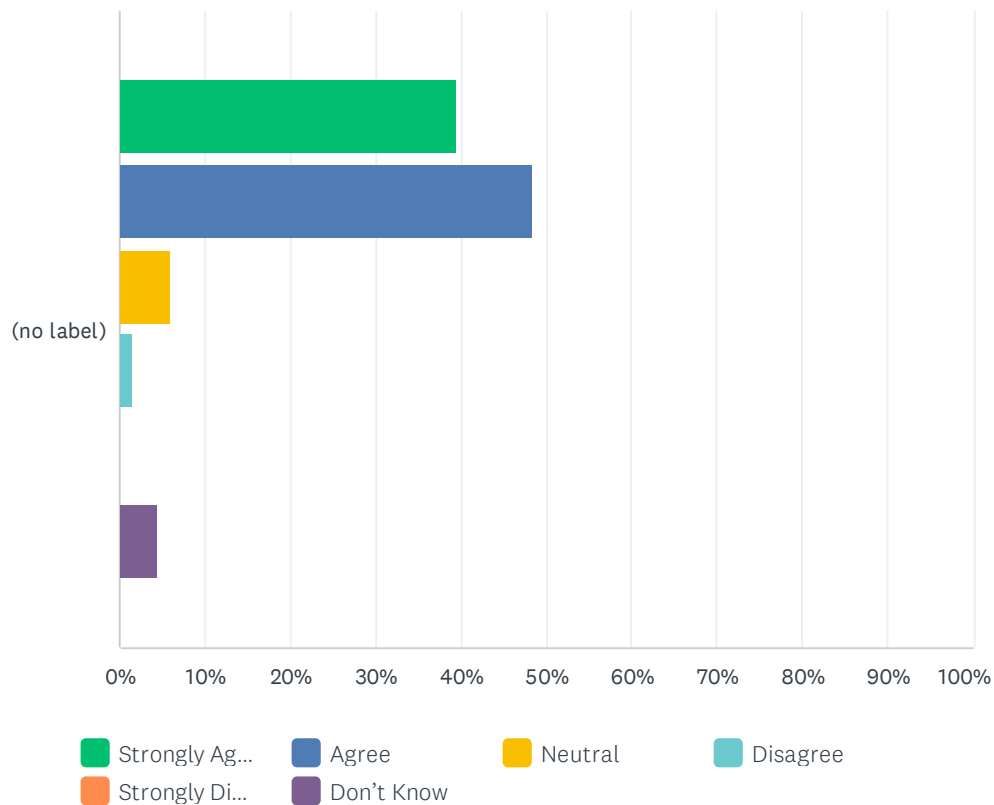
Answered: 66 Skipped: 0



	STRONGLY AGREE	AGREE	NEUTRAL	DISAGREE	STRONGLY DISAGREE	DON'T KNOW	TOTAL	WEIGHTED AVERAGE
(no label)	31.82% 21	48.48% 32	7.58% 5	9.09% 6	0.00% 0	3.03% 2	66	3.94

Q20 Rosary Academy administration has the authority to realize and implement the school's mission and vision.

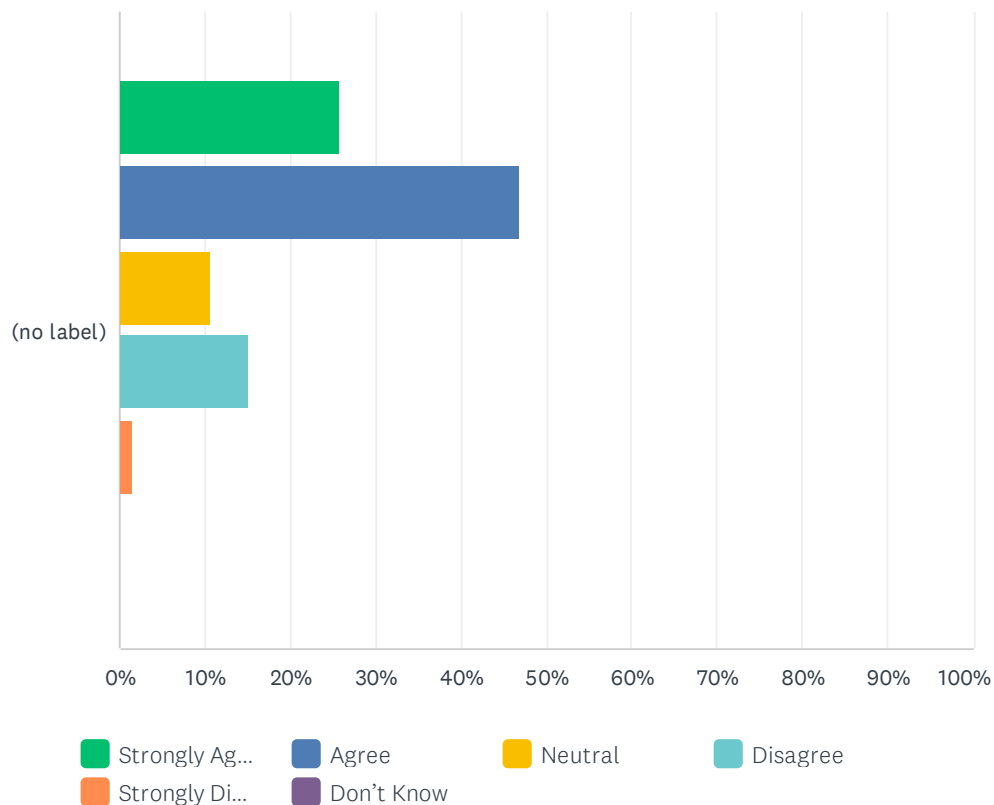
Answered: 66 Skipped: 0



	STRONGLY AGREE	AGREE	NEUTRAL	DISAGREE	STRONGLY DISAGREE	DON'T KNOW	TOTAL	WEIGHTED AVERAGE
(no label)	39.39% 26	48.48% 32	6.06% 4	1.52% 1	0.00% 0	4.55% 3	66	4.12

Q21 Rosary Academy administration involves all members of the school community to ensure a school culture that embodies the mission and vision.

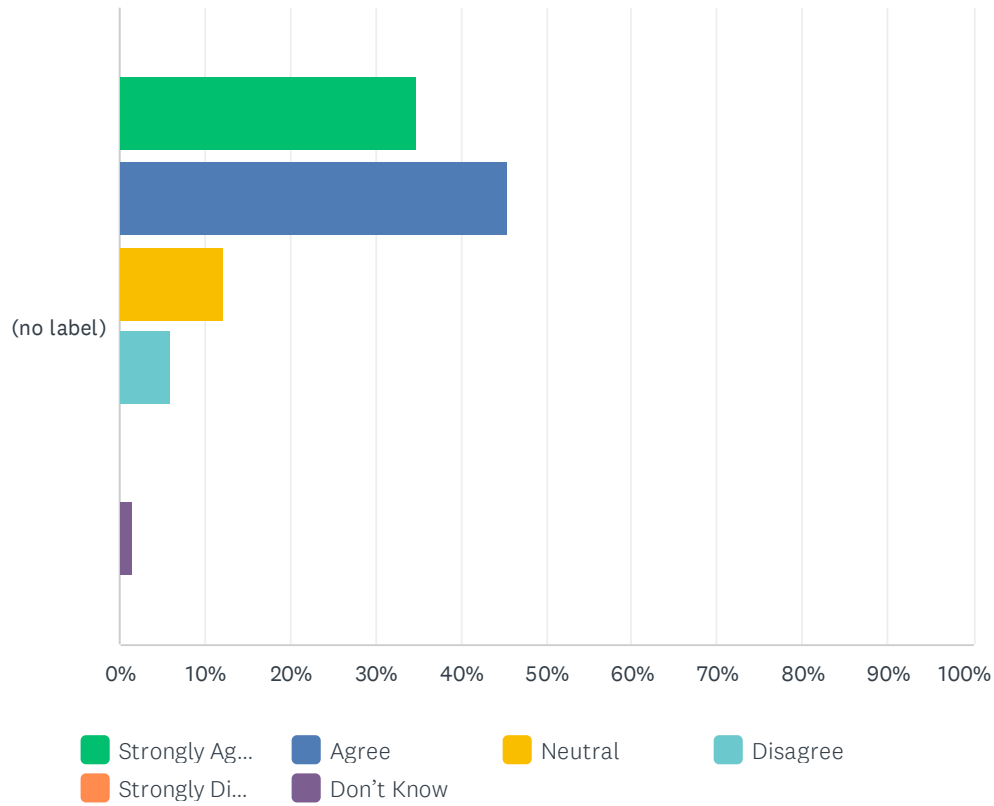
Answered: 66 Skipped: 0



	STRONGLY AGREE	AGREE	NEUTRAL	DISAGREE	STRONGLY DISAGREE	DON'T KNOW	TOTAL	WEIGHTED AVERAGE
(no label)	25.76% 17	46.97% 31	10.61% 7	15.15% 10	1.52% 1	0.00% 0	66	3.80

Q22 Rosary Academy administration takes responsibility for the development and oversight of school programs, personnel, and school operations.

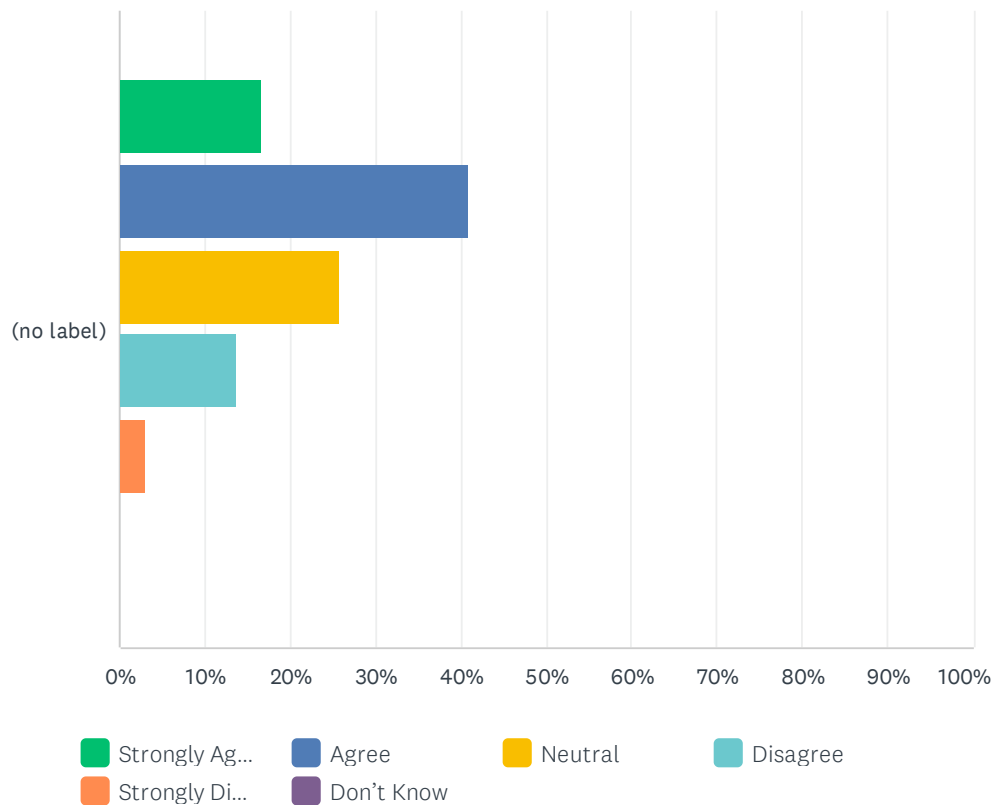
Answered: 66 Skipped: 0



	STRONGLY AGREE	AGREE	NEUTRAL	DISAGREE	STRONGLY DISAGREE	DON'T KNOW	TOTAL	WEIGHTED AVERAGE
(no label)	34.85% 23	45.45% 30	12.12% 8	6.06% 4	0.00% 0	1.52% 1	66	4.05

Q23 Rosary Academy has a strong culture of collaboration on all levels within the school to advance excellence.

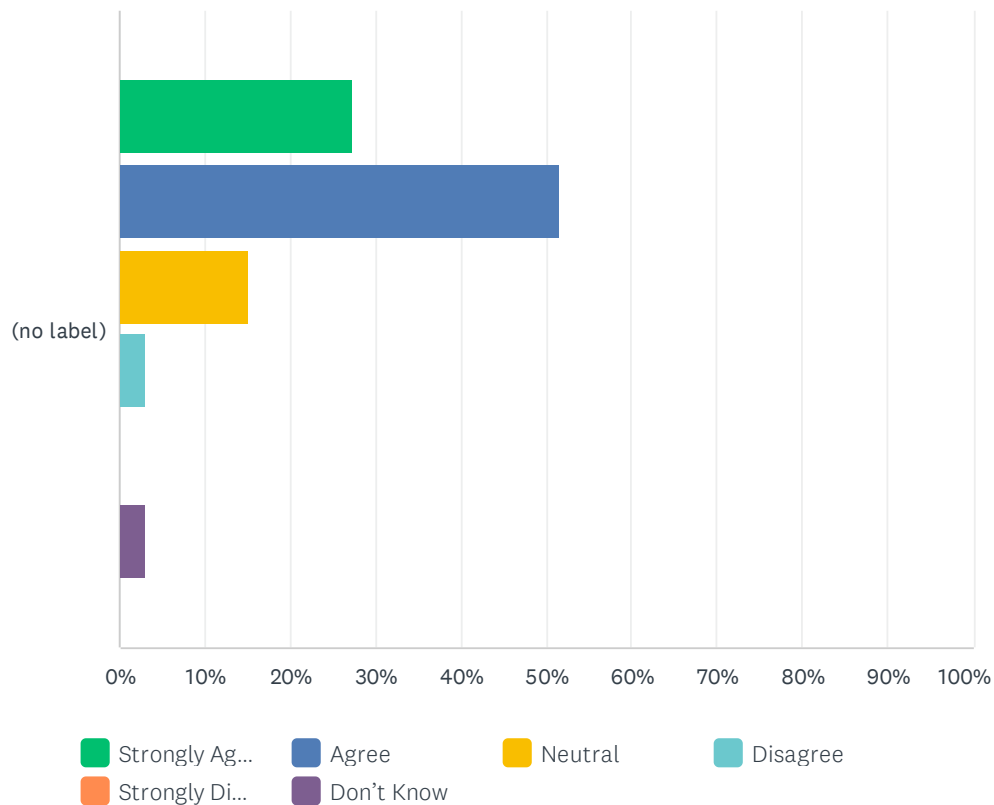
Answered: 66 Skipped: 0



	STRONGLY AGREE	AGREE	NEUTRAL	DISAGREE	STRONGLY DISAGREE	DON'T KNOW	TOTAL	WEIGHTED AVERAGE
(no label)	16.67% 11	40.91% 27	25.76% 17	13.64% 9	3.03% 2	0.00% 0	66	3.55

Q24 Rosary Academy has a clearly articulated rigorous curriculum infused with Gospel values that prepare students for life and work.

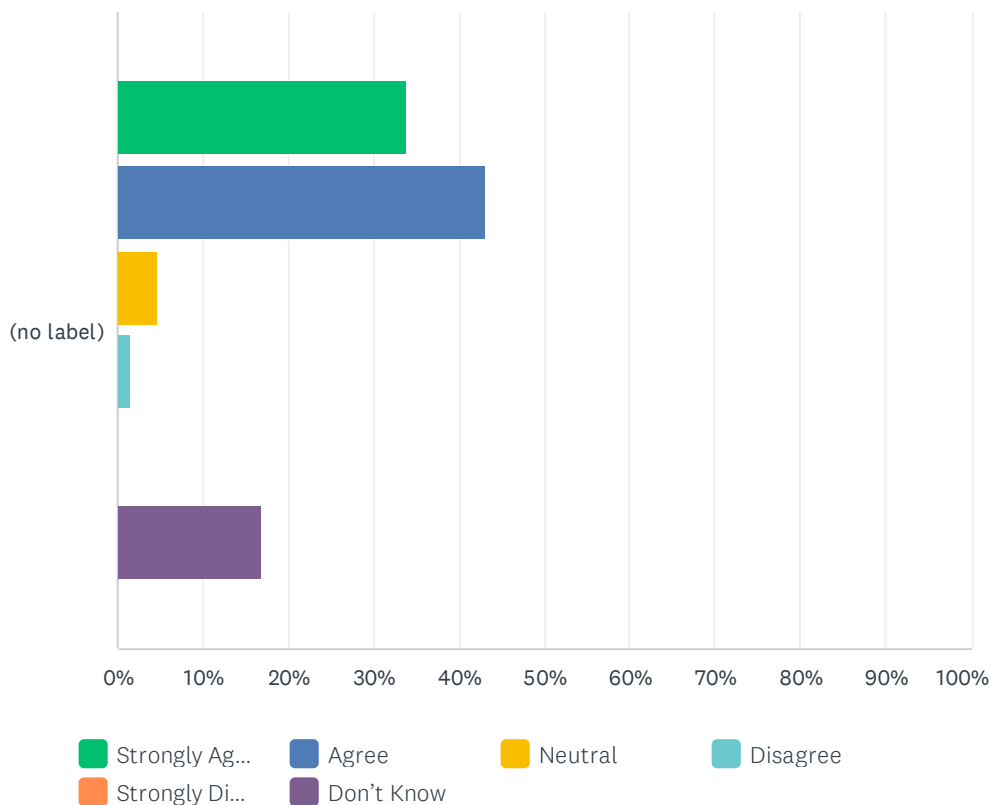
Answered: 66 Skipped: 0



	STRONGLY AGREE	AGREE	NEUTRAL	DISAGREE	STRONGLY DISAGREE	DON'T KNOW	TOTAL	WEIGHTED AVERAGE
(no label)	27.27% 18	51.52% 34	15.15% 10	3.03% 2	0.00% 0	3.03% 2	66	3.94

Q25 In classes at Rosary Academy, students spend most of their time-solving problems, discussing ideas, creating their own work, reading, writing, speaking, and researching.

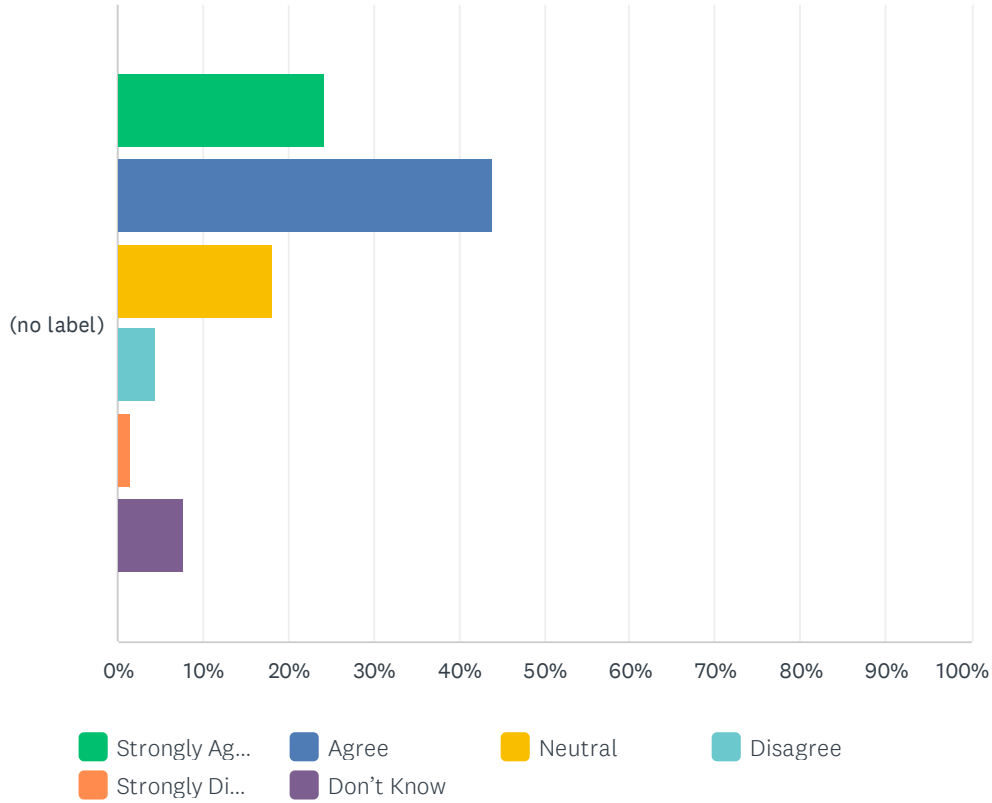
Answered: 65 Skipped: 1



	STRONGLY AGREE	AGREE	NEUTRAL	DISAGREE	STRONGLY DISAGREE	DON'T KNOW	TOTAL	WEIGHTED AVERAGE
(no label)	33.85% 22	43.08% 28	4.62% 3	1.54% 1	0.00% 0	16.92% 11	65	3.58

Q26 The curriculum and instruction at Rosary Academy prepares students to be capable and critical users of media and technology.

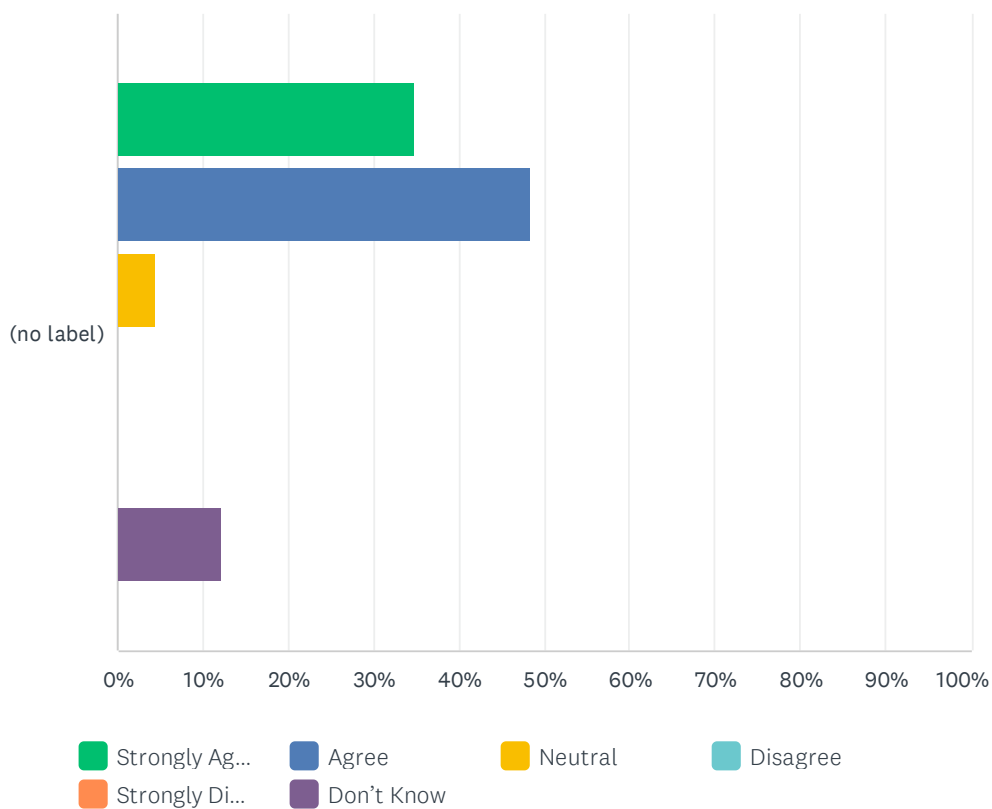
Answered: 66 Skipped: 0



	STRONGLY AGREE	AGREE	NEUTRAL	DISAGREE	STRONGLY DISAGREE	DON'T KNOW	TOTAL	WEIGHTED AVERAGE
(no label)	24.24% 16	43.94% 29	18.18% 12	4.55% 3	1.52% 1	7.58% 5	66	3.62

Q27 Teachers use effective instruction to deliver the curriculum.

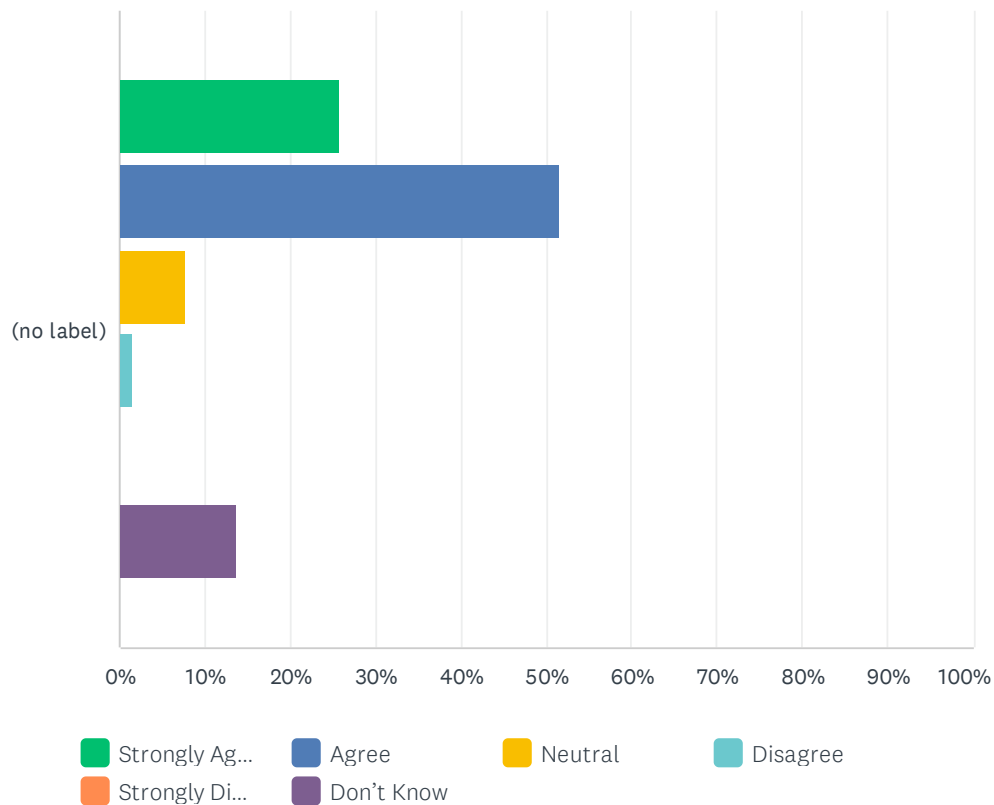
Answered: 66 Skipped: 0



	STRONGLY AGREE	AGREE	NEUTRAL	DISAGREE	STRONGLY DISAGREE	DON'T KNOW	TOTAL	WEIGHTED AVERAGE
(no label)	34.85% 23	48.48% 32	4.55% 3	0.00% 0	0.00% 0	12.12% 8	66	3.82

Q28 At Rosary Academy, teachers use different teaching approaches to meet the diverse needs of all students.

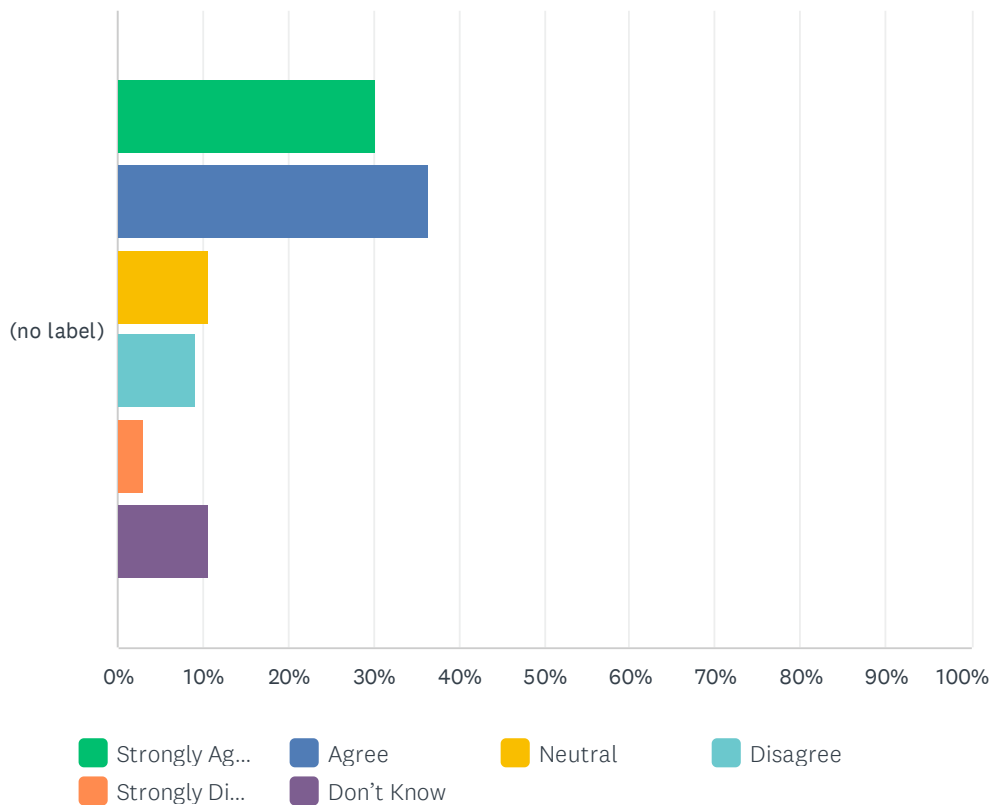
Answered: 66 Skipped: 0



	STRONGLY AGREE	AGREE	NEUTRAL	DISAGREE	STRONGLY DISAGREE	DON'T KNOW	TOTAL	WEIGHTED AVERAGE
(no label)	25.76%	51.52%	7.58%	1.52%	0.00%	13.64%	66	3.61
	17	34	5	1	0	9		

Q29 At Rosary Academy, teachers collaborate systematically and regularly to increase student achievement and improve teaching effectiveness.

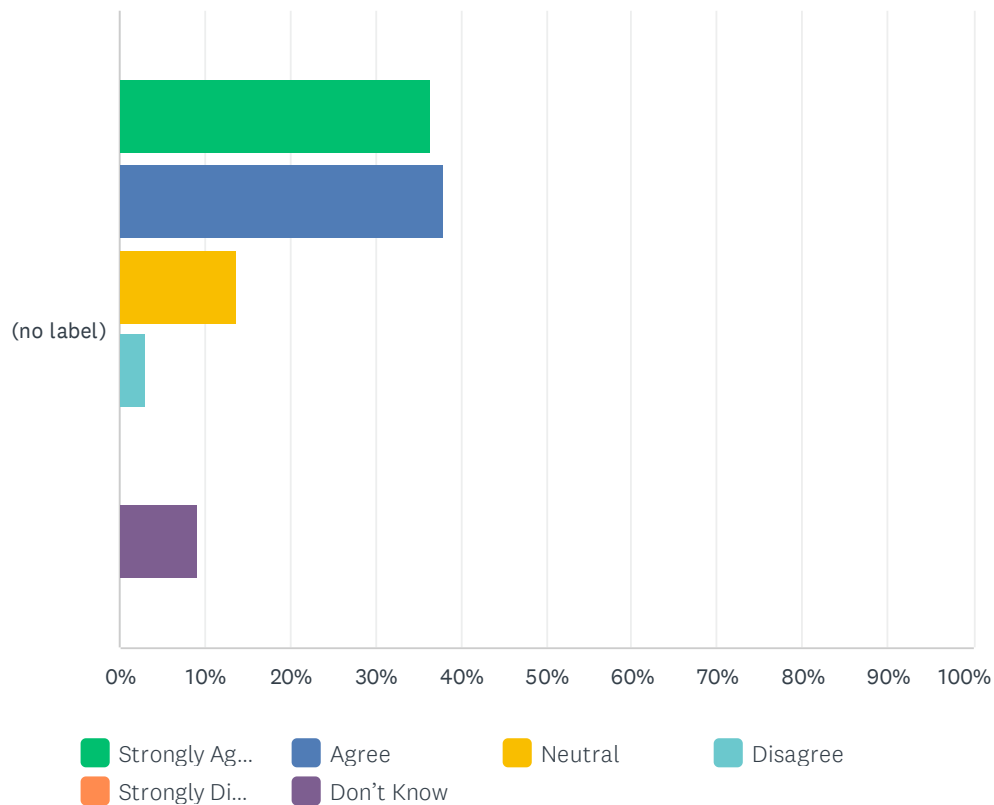
Answered: 66 Skipped: 0



	STRONGLY AGREE	AGREE	NEUTRAL	DISAGREE	STRONGLY DISAGREE	DON'T KNOW	TOTAL	WEIGHTED AVERAGE
(no label)	30.30% 20	36.36% 24	10.61% 7	9.09% 6	3.03% 2	10.61% 7	66	3.50

Q30 At Rosary Academy, all administrators, faculty, and staff engage in ongoing professional development.

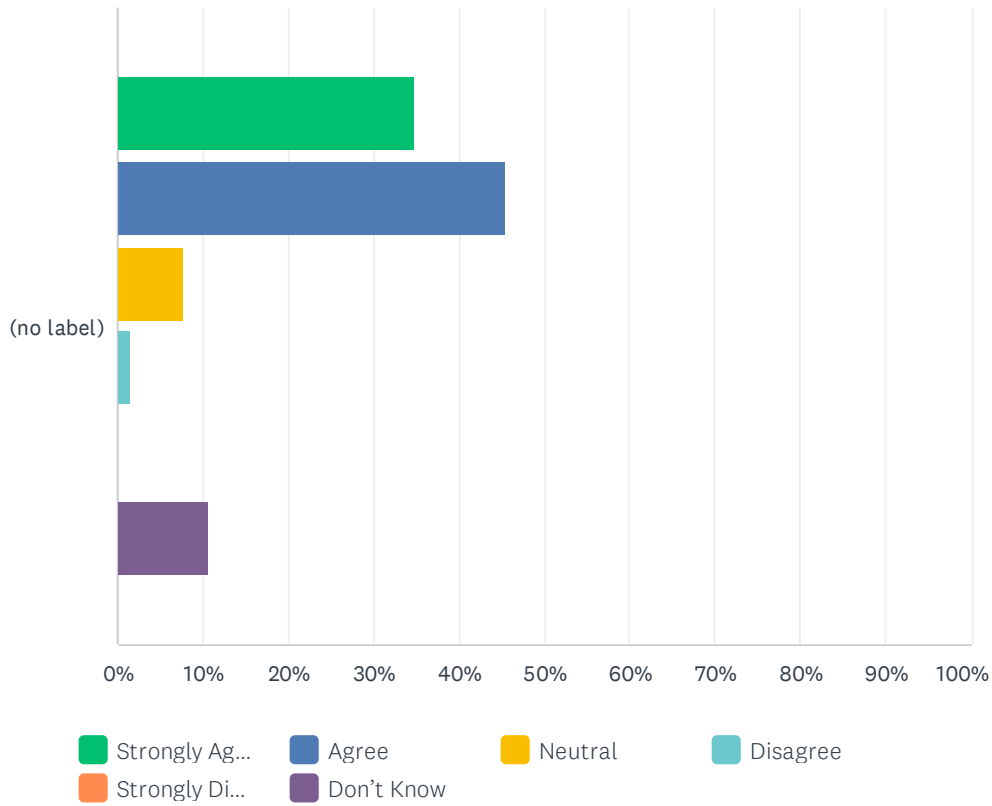
Answered: 66 Skipped: 0



	STRONGLY AGREE	AGREE	NEUTRAL	DISAGREE	STRONGLY DISAGREE	DON'T KNOW	TOTAL	WEIGHTED AVERAGE
(no label)	36.36%	37.88%	13.64%	3.03%	0.00%	9.09%	66	3.80
	24	25	9	2	0	6		

Q31 Rosary Academy uses standardized and teacher-developed assessments to document student learning and report the outcome to parents/guardians.

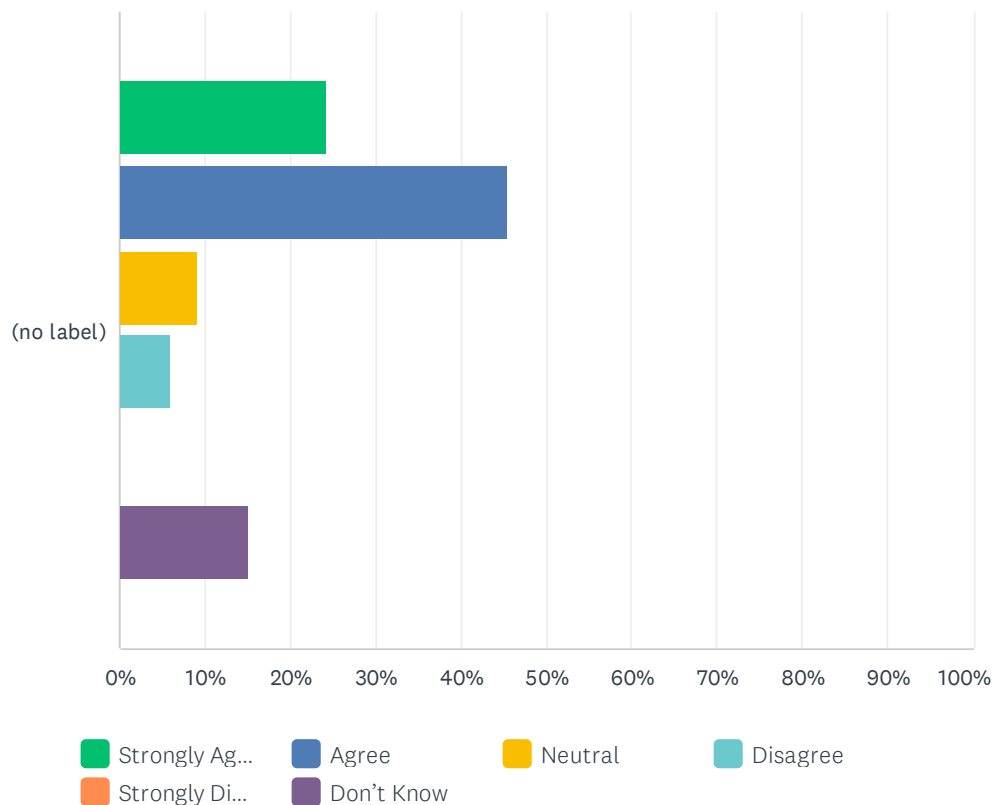
Answered: 66 Skipped: 0



	STRONGLY AGREE	AGREE	NEUTRAL	DISAGREE	STRONGLY DISAGREE	DON'T KNOW	TOTAL	WEIGHTED AVERAGE
(no label)	34.85% 23	45.45% 30	7.58% 5	1.52% 1	0.00% 0	10.61% 7	66	3.82

Q32 Rosary Academy uses the results of standardized (Pre-ACT, PSAT, ACT, and SAT) and teacher-developed (tests, projects, final exam) assessments to improve the curriculum and increase learning.

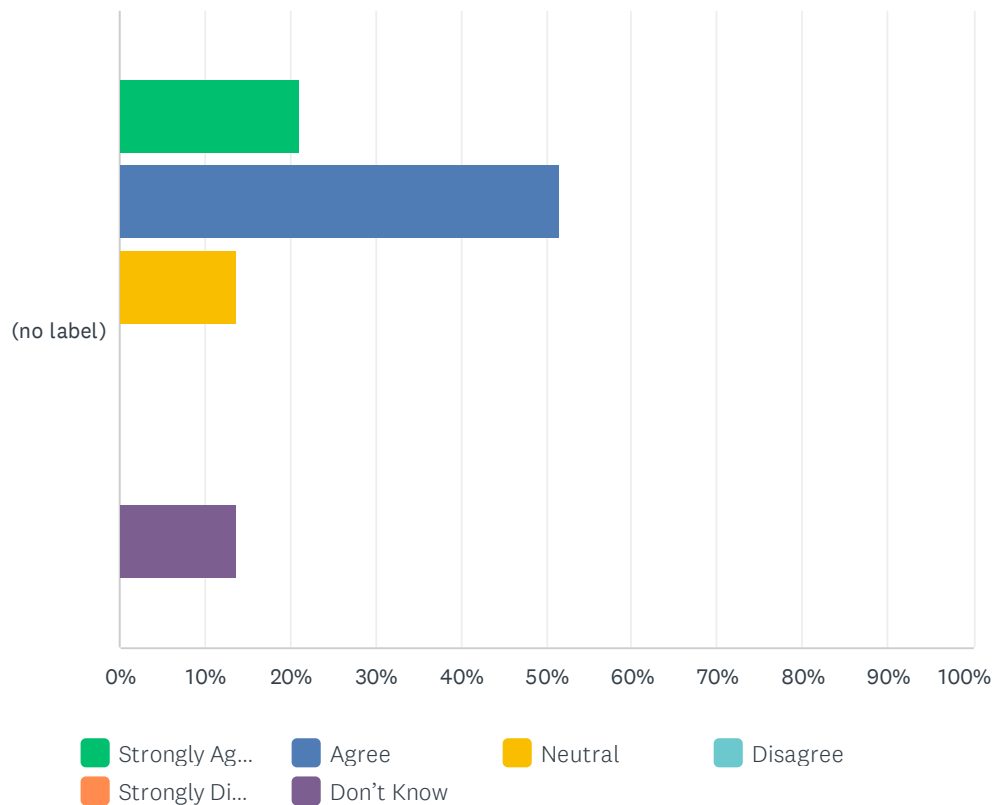
Answered: 66 Skipped: 0



	STRONGLY AGREE	AGREE	NEUTRAL	DISAGREE	STRONGLY DISAGREE	DON'T KNOW	TOTAL	WEIGHTED AVERAGE
(no label)	24.24% 16	45.45% 30	9.09% 6	6.06% 4	0.00% 0	15.15% 10	66	3.42

Q33 Teachers vary the types of assessments they use to monitor individual and class-wide student learning.

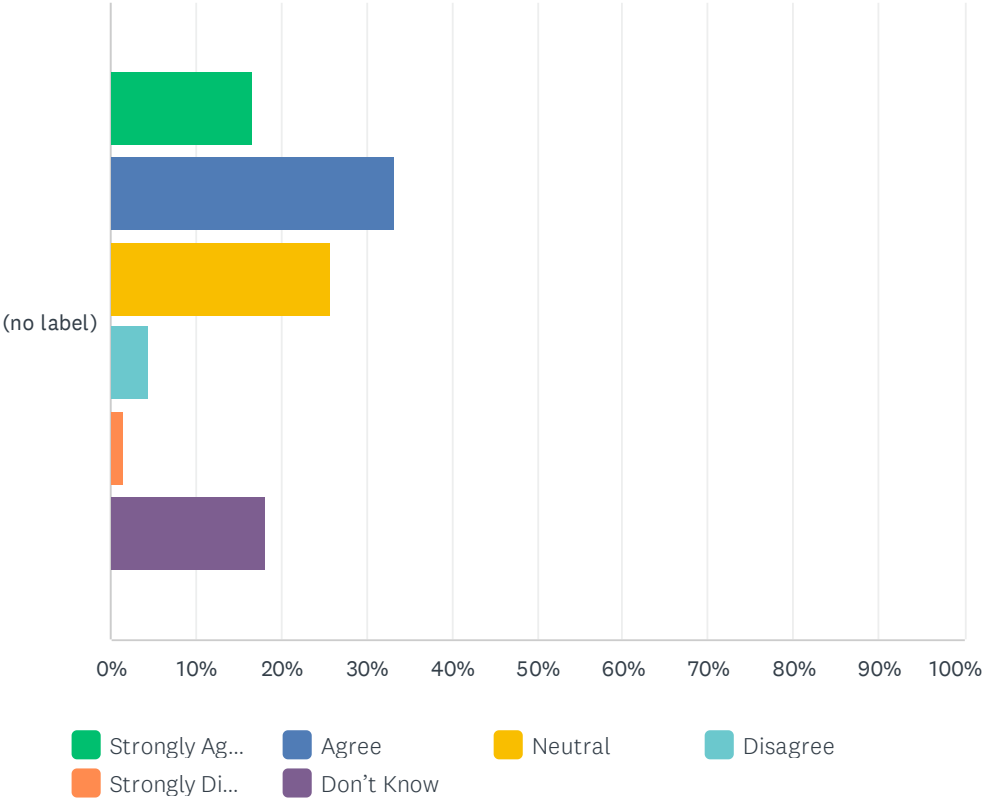
Answered: 66 Skipped: 0



	STRONGLY AGREE	AGREE	NEUTRAL	DISAGREE	STRONGLY DISAGREE	DON'T KNOW	TOTAL	WEIGHTED AVERAGE
(no label)	21.21% 14	51.52% 34	13.64% 9	0.00% 0	0.00% 0	13.64% 9	66	3.53

Q34 Rosary Academy communicates how well students achieve compared to similar students locally and/or nationally.

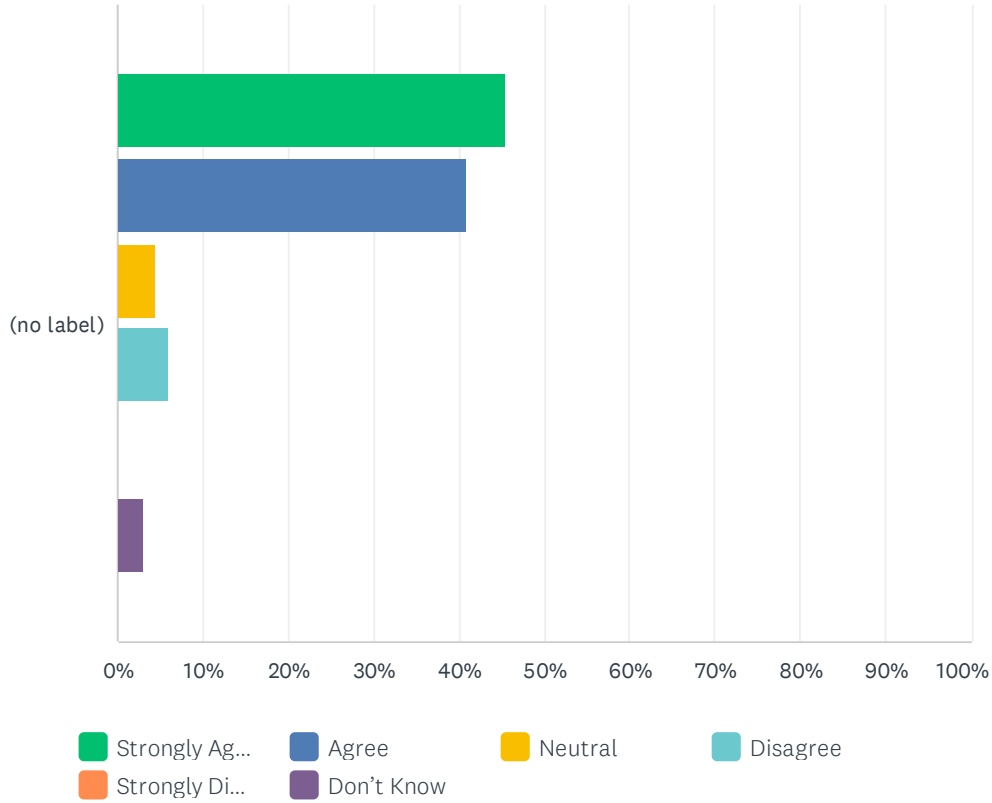
Answered: 66 Skipped: 0



	STRONGLY AGREE	AGREE	NEUTRAL	DISAGREE	STRONGLY DISAGREE	DON'T KNOW	TOTAL	WEIGHTED AVERAGE
(no label)	16.67% 11	33.33% 22	25.76% 17	4.55% 3	1.52% 1	18.18% 12	66	3.05

Q35 Rosary Academy provides programs and services that help students successfully complete the school program (for example, guidance and resource programs).

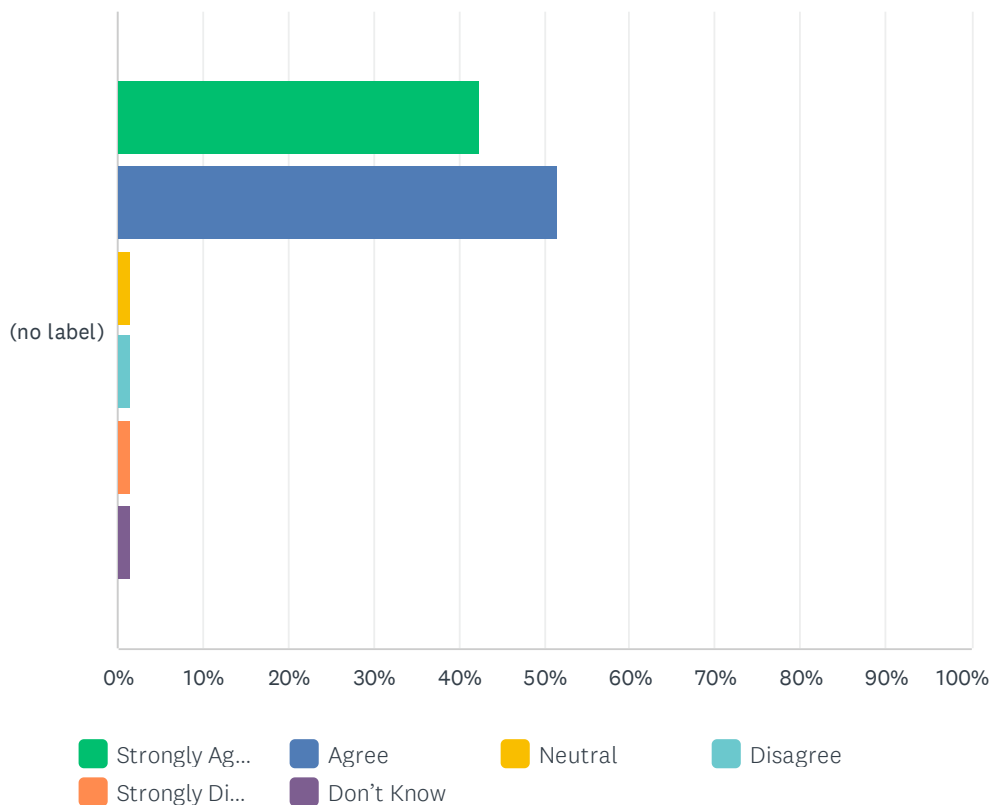
Answered: 66 Skipped: 0



	STRONGLY AGREE	AGREE	NEUTRAL	DISAGREE	STRONGLY DISAGREE	DON'T KNOW	TOTAL	WEIGHTED AVERAGE
(no label)	45.45% 30	40.91% 27	4.55% 3	6.06% 4	0.00% 0	3.03% 2	66	4.17

Q36 Rosary Academy provides enriching programs for students to develop their gifts and talents and enhance their creative, artistic, social/emotional, physical, and spiritual potential.

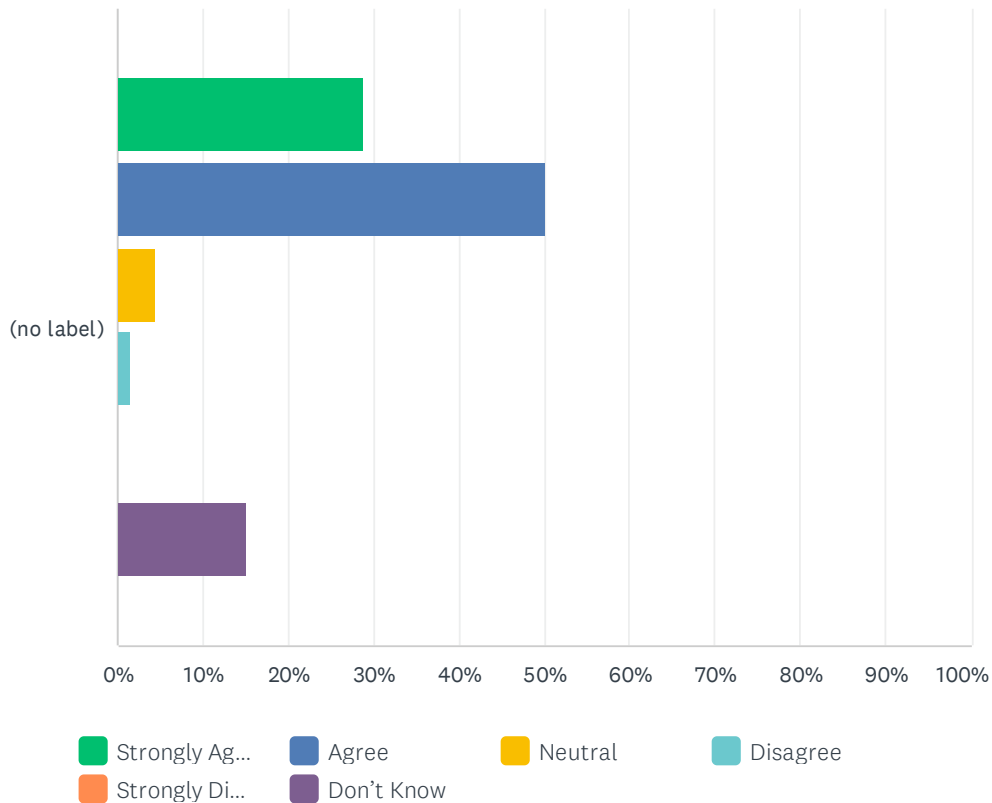
Answered: 66 Skipped: 0



	STRONGLY AGREE	AGREE	NEUTRAL	DISAGREE	STRONGLY DISAGREE	DON'T KNOW	TOTAL	WEIGHTED AVERAGE
(no label)	42.42% 28	51.52% 34	1.52% 1	1.52% 1	1.52% 1	1.52% 1	66	4.27

Q37 Rosary Academy provides opportunities for parents/guardians to be involved in the education of their children.

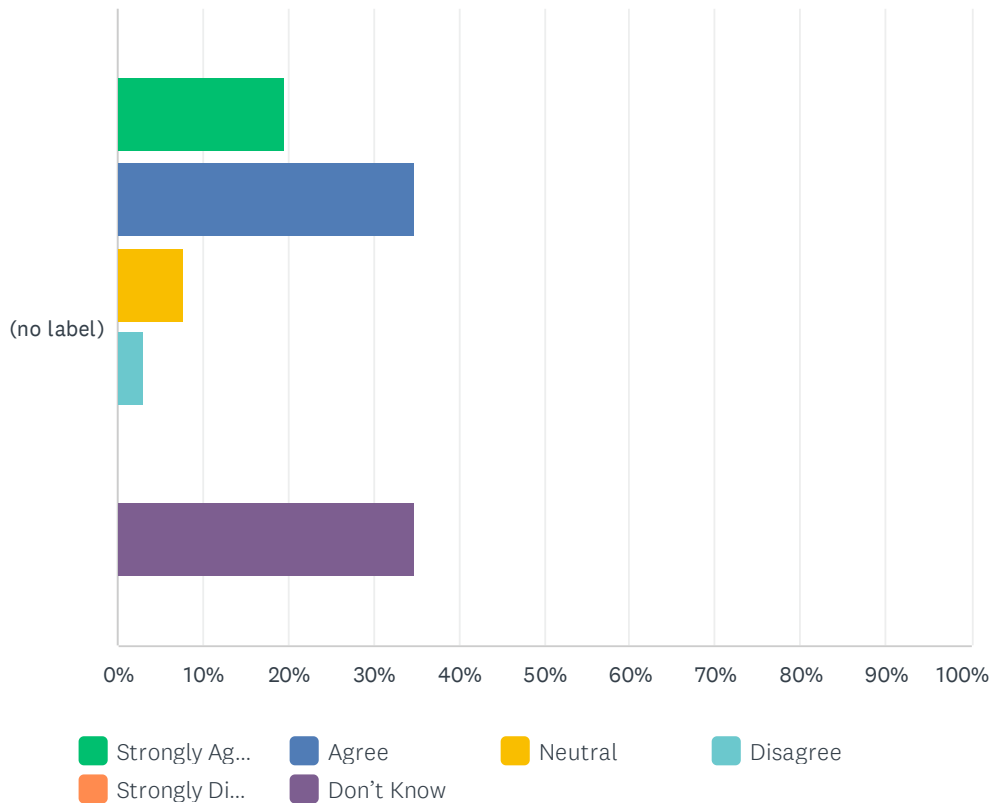
Answered: 66 Skipped: 0



	STRONGLY AGREE	AGREE	NEUTRAL	DISAGREE	STRONGLY DISAGREE	DON'T KNOW	TOTAL	WEIGHTED AVERAGE
(no label)	28.79%	50.00%	4.55%	1.52%	0.00%	15.15%	66	3.61
	19	33	3	1	0	10		

Q38 Rosary Academy's financial plan results from a collaborative process including expert advisors.

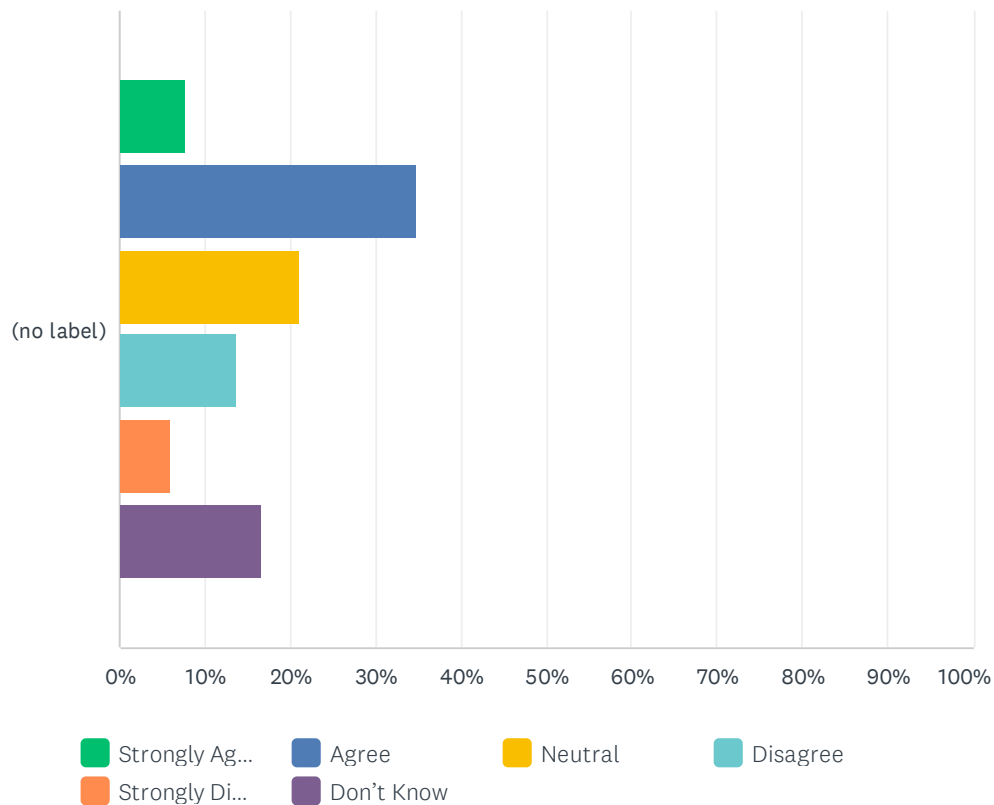
Answered: 66 Skipped: 0



	STRONGLY AGREE	AGREE	NEUTRAL	DISAGREE	STRONGLY DISAGREE	DON'T KNOW	TOTAL	WEIGHTED AVERAGE
(no label)	19.70% 13	34.85% 23	7.58% 5	3.03% 2	0.00% 0	34.85% 23	66	2.67

Q39 Rosary Academy consistently shares its financial plan with the school community.

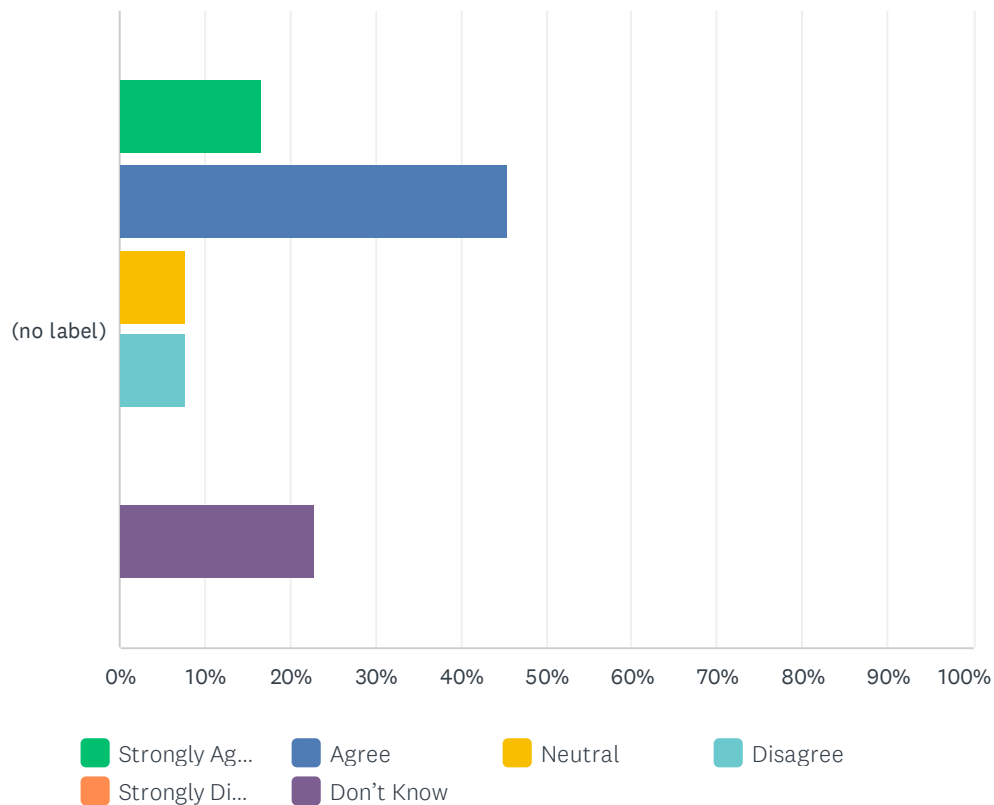
Answered: 66 Skipped: 0



	STRONGLY AGREE	AGREE	NEUTRAL	DISAGREE	STRONGLY DISAGREE	DON'T KNOW	TOTAL	WEIGHTED AVERAGE
(no label)	7.58%	34.85%	21.21%	13.64%		6.06%	16.67%	
	5	23	14	9	4	11	66	2.74

Q40 Rosary Academy leaders take responsibility for ensuring that the financial plans and budgets are implemented using best practices.

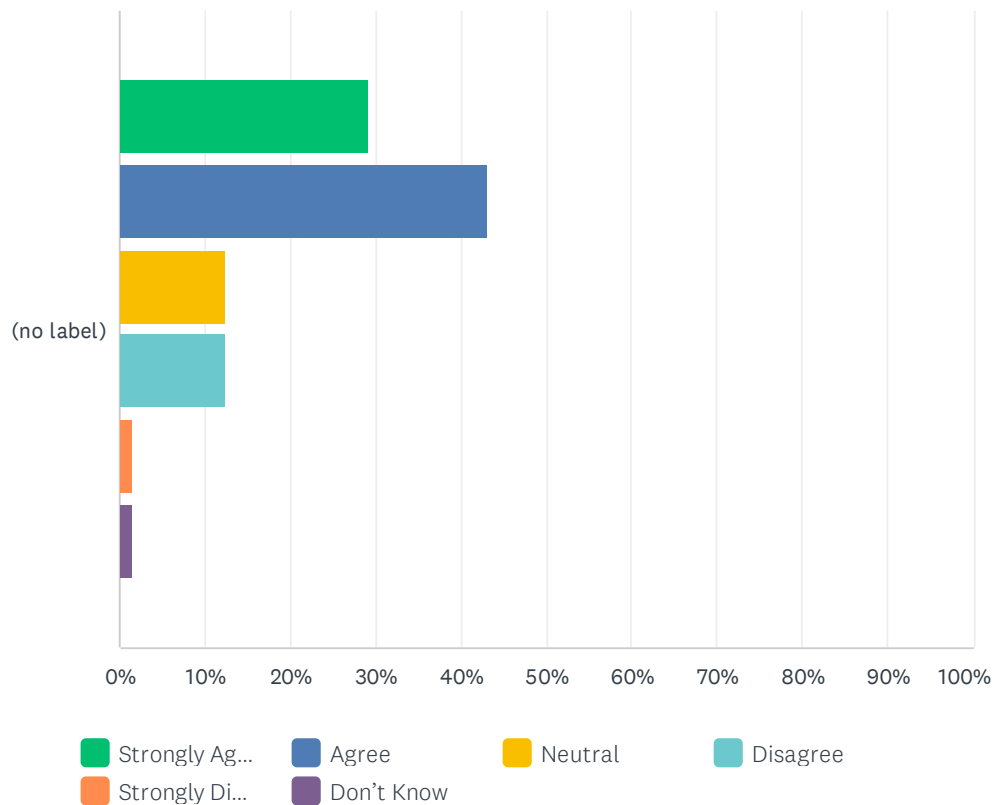
Answered: 66 Skipped: 0



	STRONGLY AGREE	AGREE	NEUTRAL	DISAGREE	STRONGLY DISAGREE	DON'T KNOW	TOTAL	WEIGHTED AVERAGE
(no label)	16.67% 11	45.45% 30	7.58% 5	7.58% 5	0.00% 0	22.73% 15	66	3.03

Q41 Rosary Academy treats all personnel with consistency, fairness, and justice.

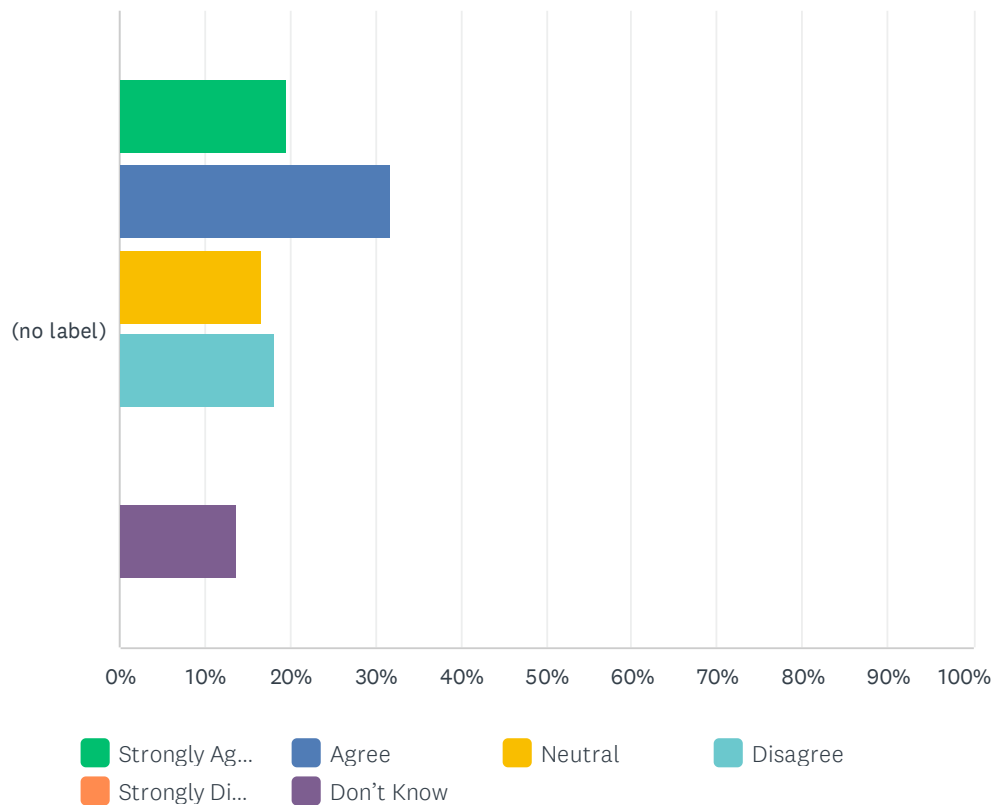
Answered: 65 Skipped: 1



	STRONGLY AGREE	AGREE	NEUTRAL	DISAGREE	STRONGLY DISAGREE	DON'T KNOW	TOTAL	WEIGHTED AVERAGE
(no label)	29.23% 19	43.08% 28	12.31% 8	12.31% 8	1.54% 1	1.54% 1	65	3.82

Q42 Rosary Academy maintains and shares plans for managing facilities and equipment.

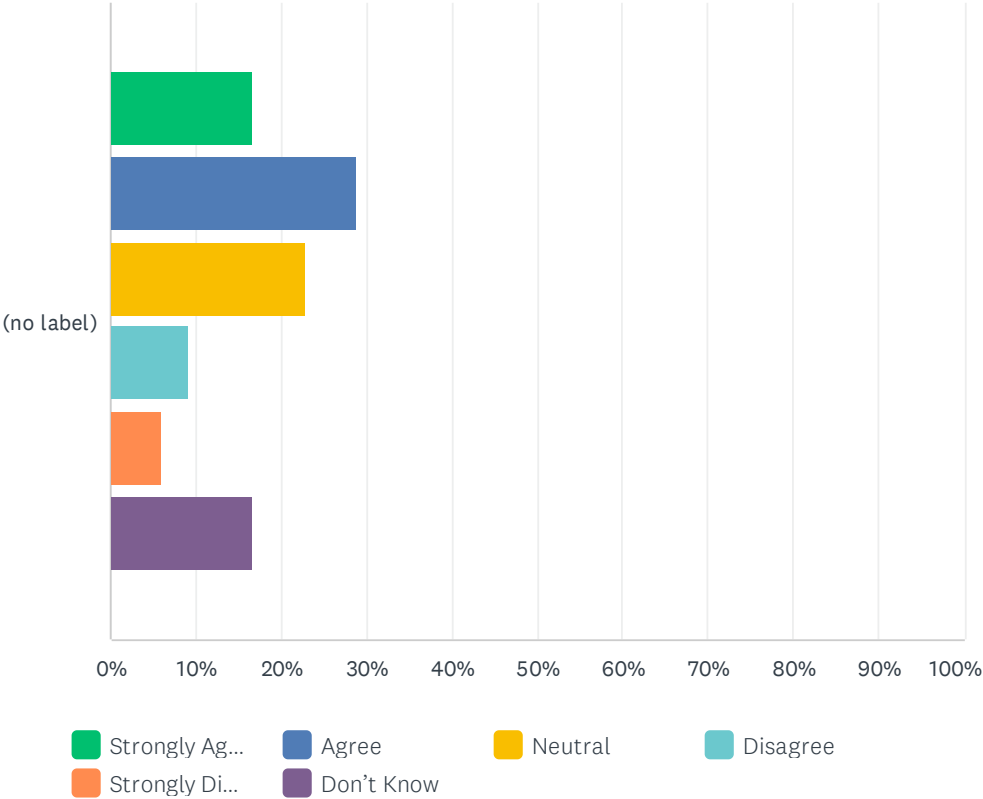
Answered: 66 Skipped: 0



	STRONGLY AGREE	AGREE	NEUTRAL	DISAGREE	STRONGLY DISAGREE	DON'T KNOW	TOTAL	WEIGHTED AVERAGE
(no label)	19.70% 13	31.82% 21	16.67% 11	18.18% 12	0.00% 0	13.64% 9	66	3.12

Q43 Rosary Academy maintains and shares a technology management plan.

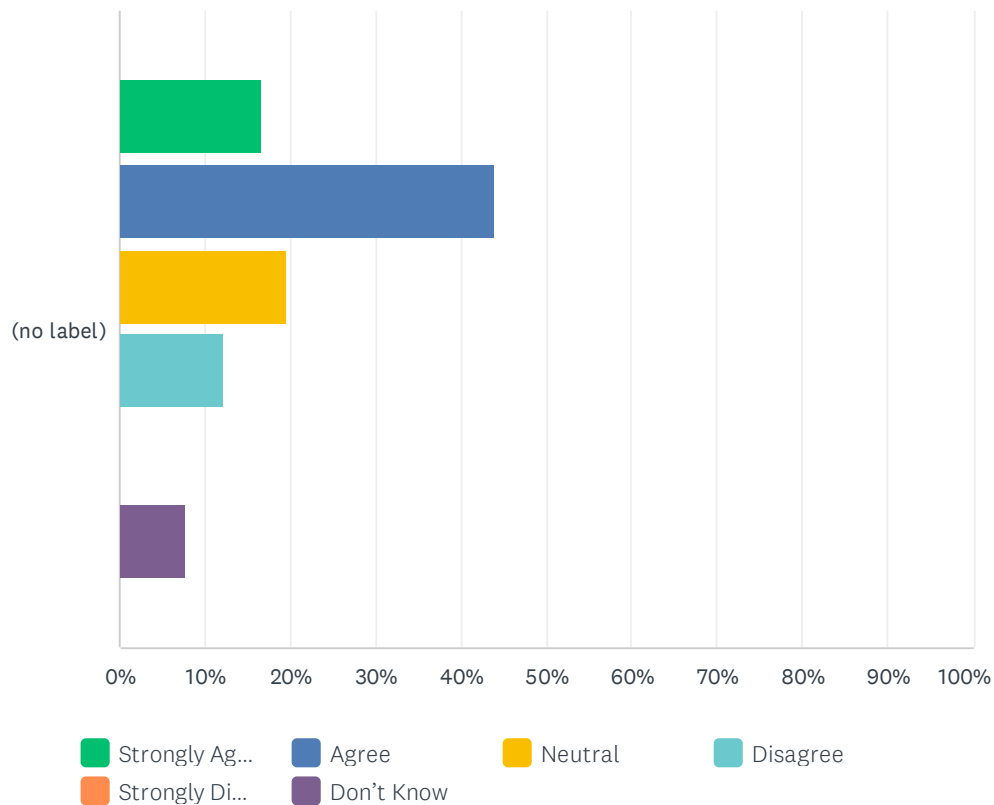
Answered: 66 Skipped: 0



	STRONGLY AGREE	AGREE	NEUTRAL	DISAGREE	STRONGLY DISAGREE	DON'T KNOW	TOTAL	WEIGHTED AVERAGE
(no label)	16.67% 11	28.79% 19	22.73% 15	9.09% 6	6.06% 4	16.67% 11	66	2.91

Q44 Rosary Academy's facilities, equipment, and technology management plans are designed to enhance teaching and learning.

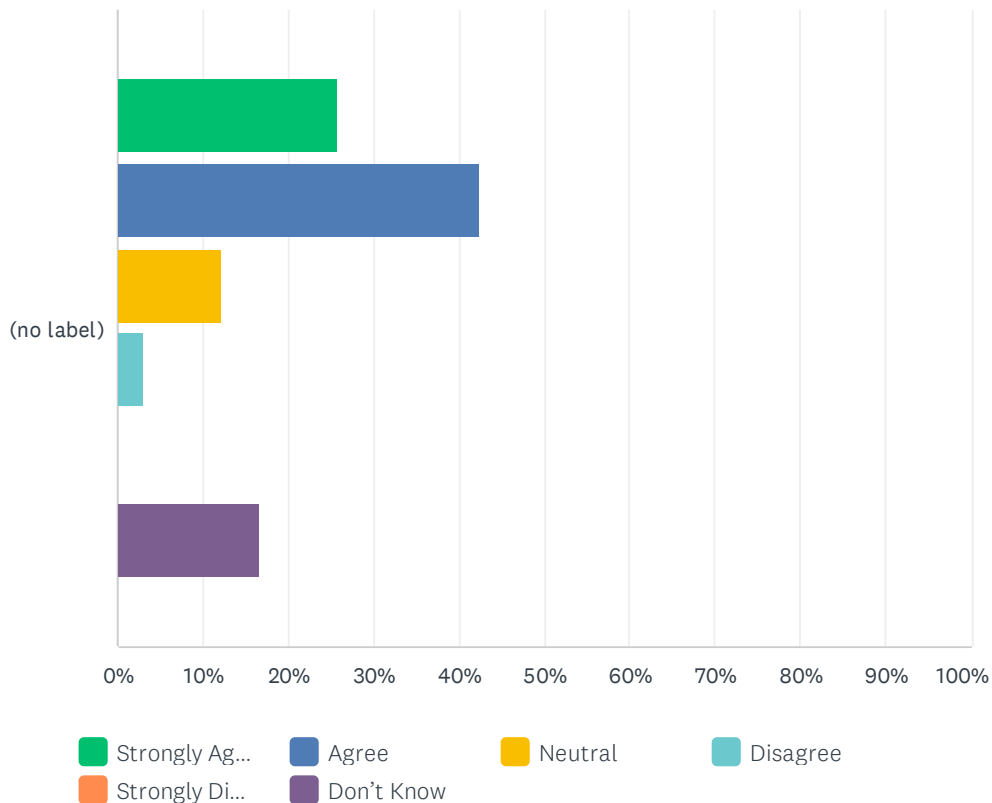
Answered: 66 Skipped: 0



	STRONGLY AGREE	AGREE	NEUTRAL	DISAGREE	STRONGLY DISAGREE	DON'T KNOW	TOTAL	WEIGHTED AVERAGE
(no label)	16.67% 11	43.94% 29	19.70% 13	12.12% 8	0.00% 0	7.58% 5	66	3.42

Q45 Rosary Academy has an institutional advancement plan that uses current and effective strategies for communication, marketing, and development.

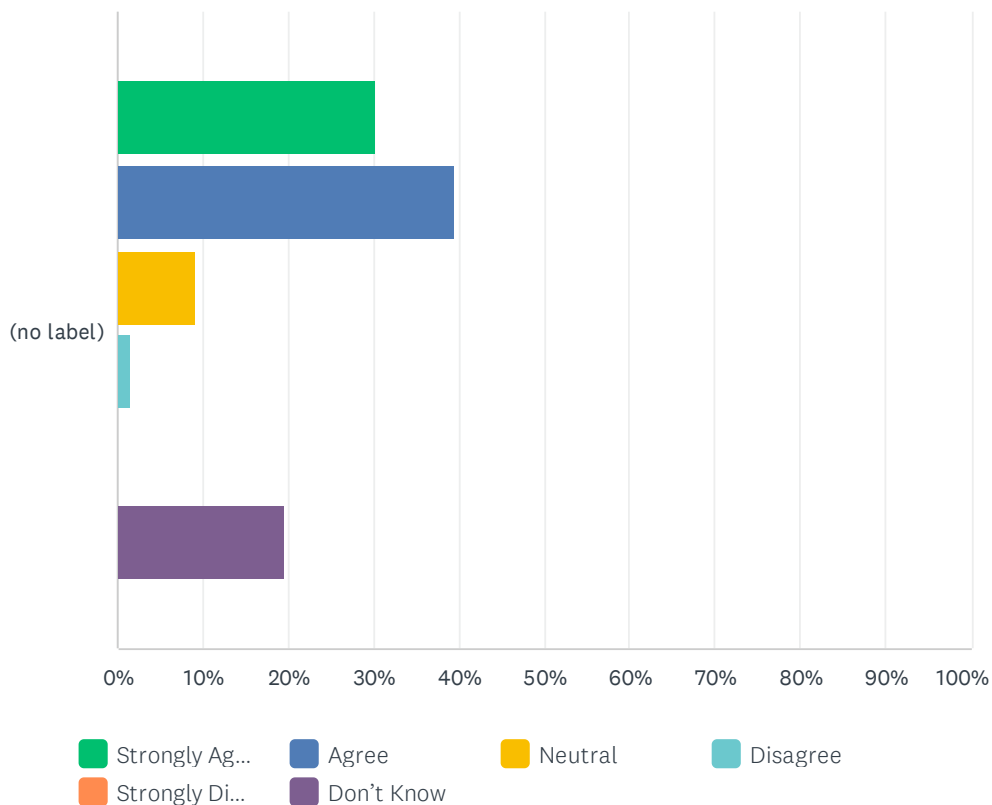
Answered: 66 Skipped: 0



	STRONGLY AGREE	AGREE	NEUTRAL	DISAGREE	STRONGLY DISAGREE	DON'T KNOW	TOTAL	WEIGHTED AVERAGE
(no label)	25.76% 17	42.42% 28	12.12% 8	3.03% 2	0.00% 0	16.67% 11	66	3.41

Q46 Rosary Academy has an institutional advancement plan based on our mission, which uses current and effective strategies for enrollment management.

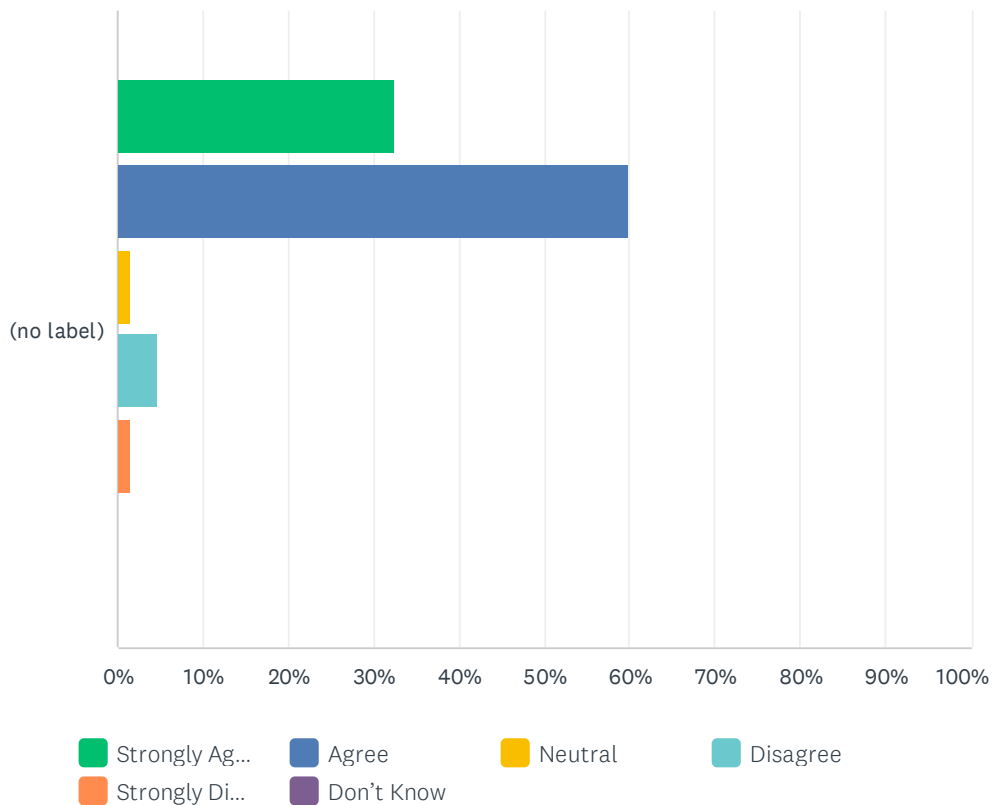
Answered: 66 Skipped: 0



	STRONGLY AGREE	AGREE	NEUTRAL	DISAGREE	STRONGLY DISAGREE	DON'T KNOW	TOTAL	WEIGHTED AVERAGE
(no label)	30.30% 20	39.39% 26	9.09% 6	1.52% 1	0.00% 0	19.70% 13	66	3.39

Q47 Rosary Academy does a good job of attracting new students to our school.

Answered: 65 Skipped: 1



	STRONGLY AGREE	AGREE	NEUTRAL	DISAGREE	STRONGLY DISAGREE	DON'T KNOW	TOTAL	WEIGHTED AVERAGE
(no label)	32.31% 21	60.00% 39	1.54% 1	4.62% 3	1.54% 1	0.00% 0	65	4.17

Q48 Please identify 3 of the school's areas of strength.

Answered: 54 Skipped: 12

Q49 Please identify 3 of the areas of growth that you believe the school should include in the Educational Improvement Plan that will be developed as a part of this accreditation process.

Answered: 50 Skipped: 16