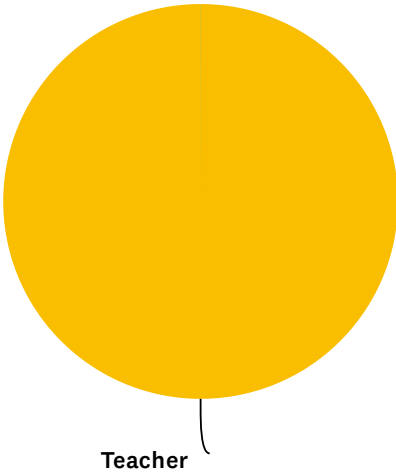


# Q1 What is your relation to Rosary Academy?

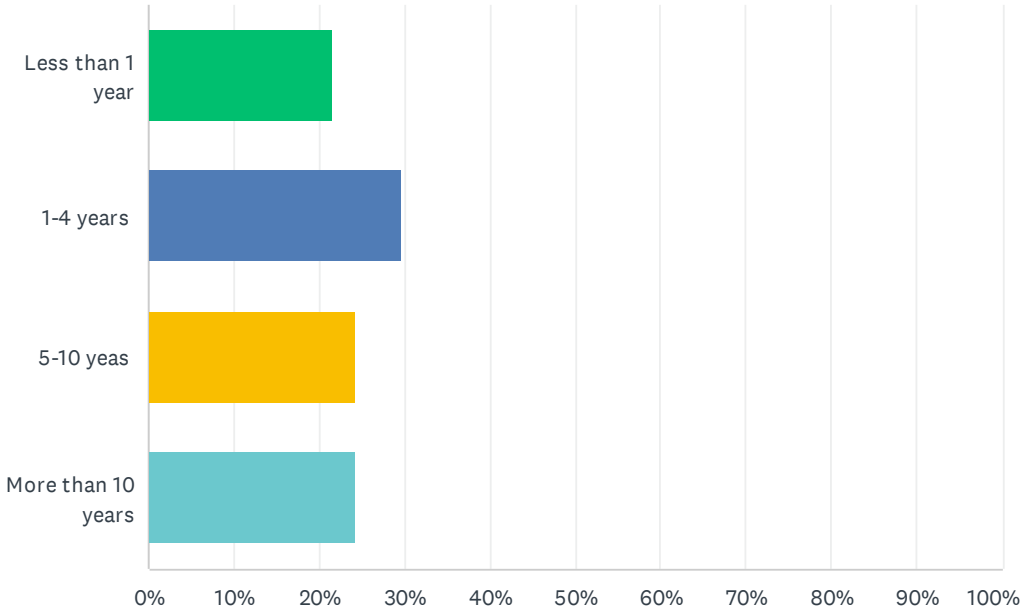
Answered: 37 Skipped: 0



ANSWER CHOICES	RESPONSES	
Administrator	0.00%	0
Staff	0.00%	0
Teacher	100.00%	37
Other (please specify)	0.00%	0
TOTAL		37

## Q2 Length of service at Rosary Academy

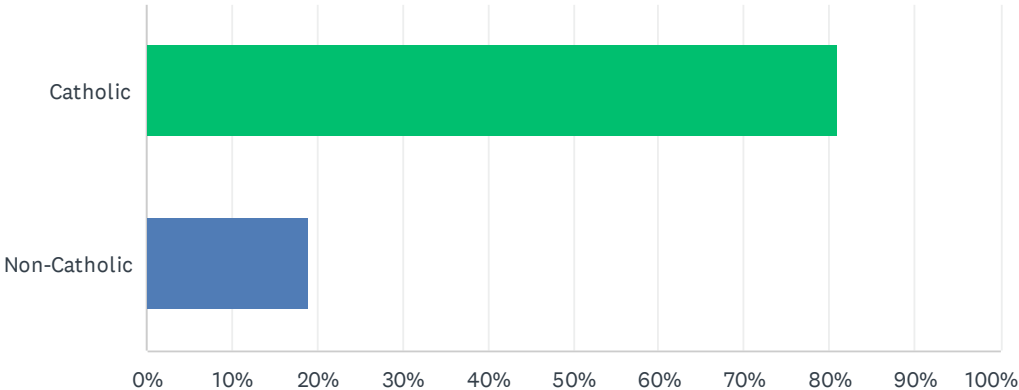
Answered: 37 Skipped: 0



ANSWER CHOICES	RESPONSES	
Less than 1 year	21.62%	8
1-4 years	29.73%	11
5-10 yeas	24.32%	9
More than 10 years	24.32%	9
<b>TOTAL</b>		<b>37</b>

### Q3 Religious Affiliation

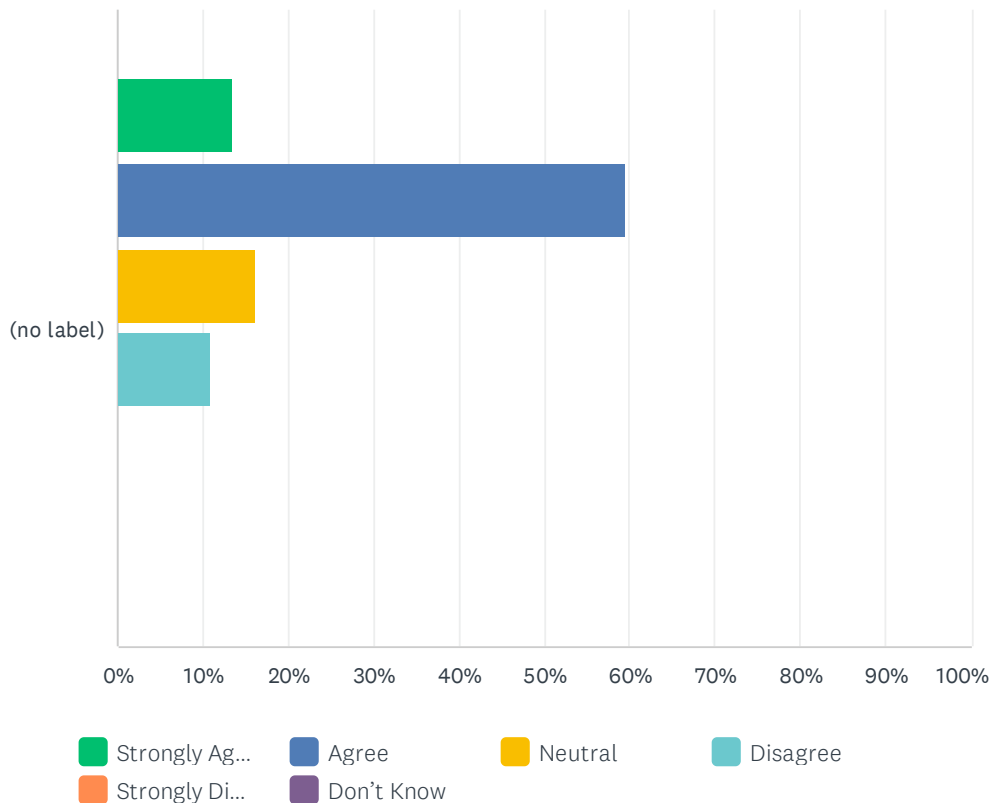
Answered: 37 Skipped: 0



ANSWER CHOICES	RESPONSES	
Catholic	81.08%	30
Non-Catholic	18.92%	7
TOTAL		37

Q4 Everyone in the Rosary Academy community- administrators, faculty, staff, students, and parents/guardians, alumnae, and supporters-knows and understands the school's mission.

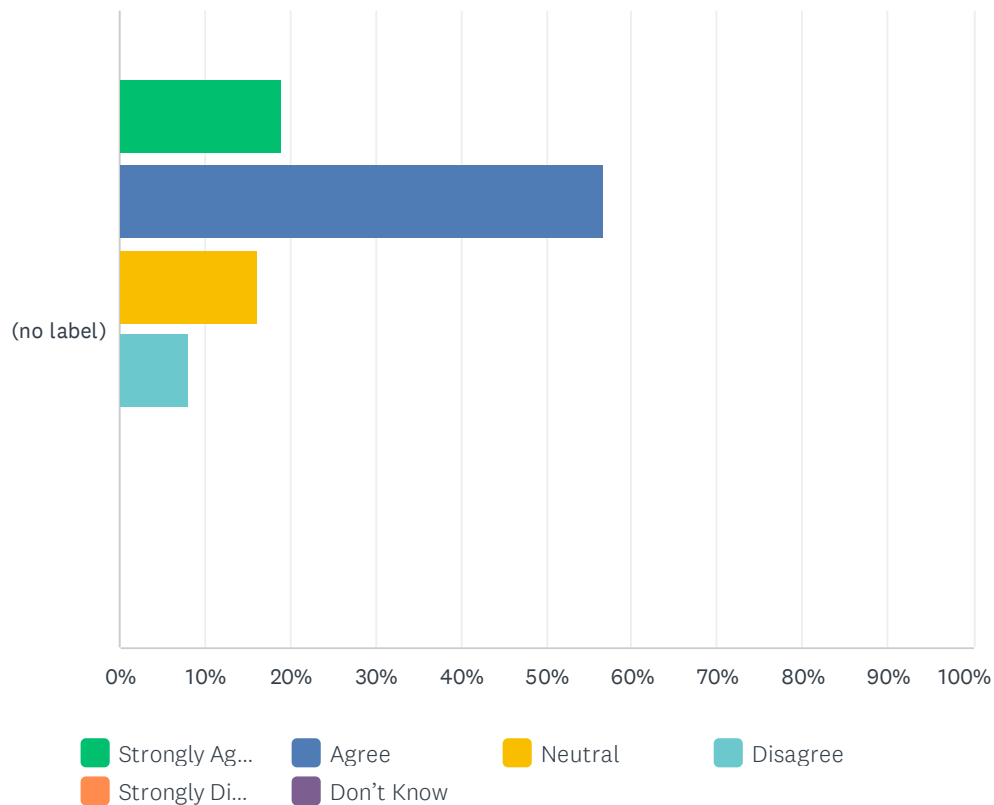
Answered: 37 Skipped: 0



	STRONGLY AGREE	AGREE	NEUTRAL	DISAGREE	STRONGLY DISAGREE	DON'T KNOW	TOTAL	WEIGHTED AVERAGE
(no label)	13.51% 5	59.46% 22	16.22% 6	10.81% 4	0.00% 0	0.00% 0	37	3.76

## Q5 Everything we do at Rosary Academy is guided and directed by our mission.

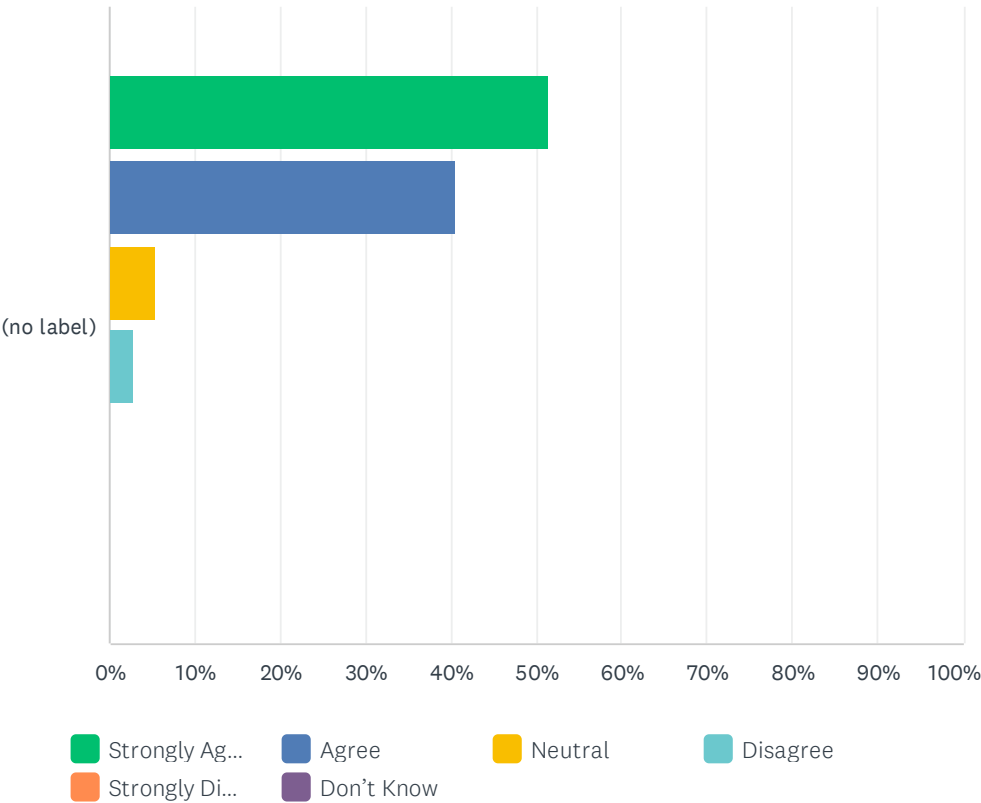
Answered: 37 Skipped: 0



	STRONGLY AGREE	AGREE	NEUTRAL	DISAGREE	STRONGLY DISAGREE	DON'T KNOW	TOTAL	WEIGHTED AVERAGE
(no label)	18.92% 7	56.76% 21	16.22% 6	8.11% 3	0.00% 0	0.00% 0	37	3.86

### Q6 Rosary Academy's mission statement clearly expresses a commitment to Catholic identity.

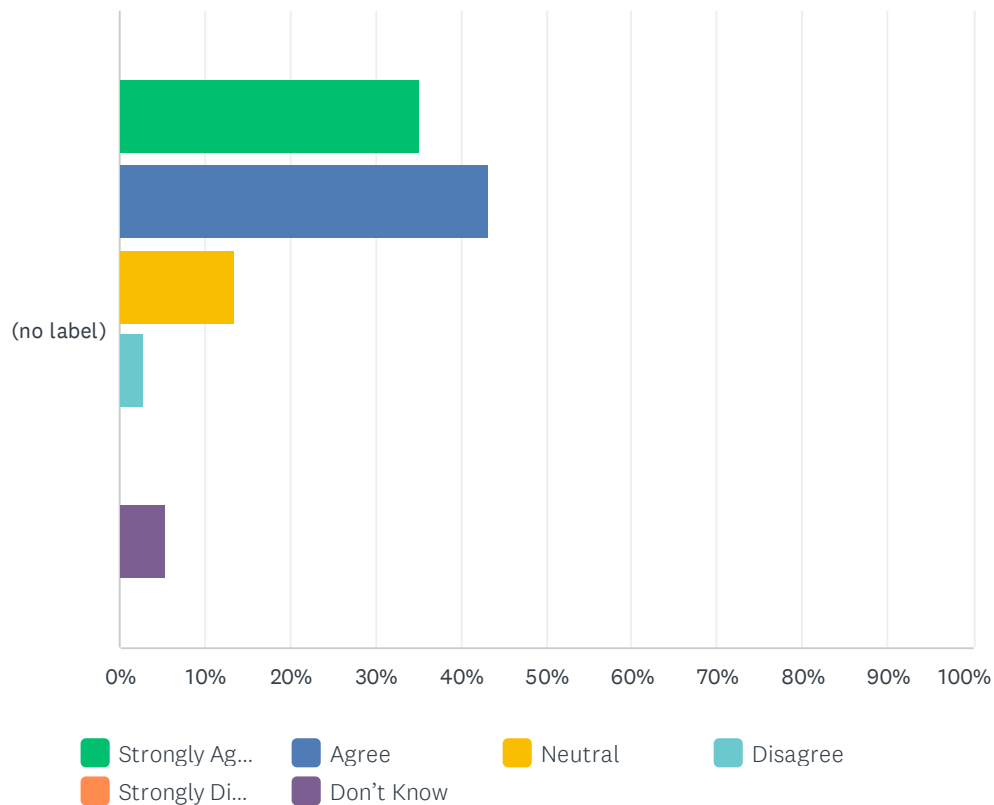
Answered: 37 Skipped: 0



	STRONGLY AGREE	AGREE	NEUTRAL	DISAGREE	STRONGLY DISAGREE	DON'T KNOW	TOTAL	WEIGHTED AVERAGE
(no label)	51.35%	40.54%	5.41%	2.70%	0.00%	0.00%	37	4.41
	19	15	2	1	0	0		

### Q7 Rosary Academy provides an academically rigorous Catholic religion program taught by qualified teachers.

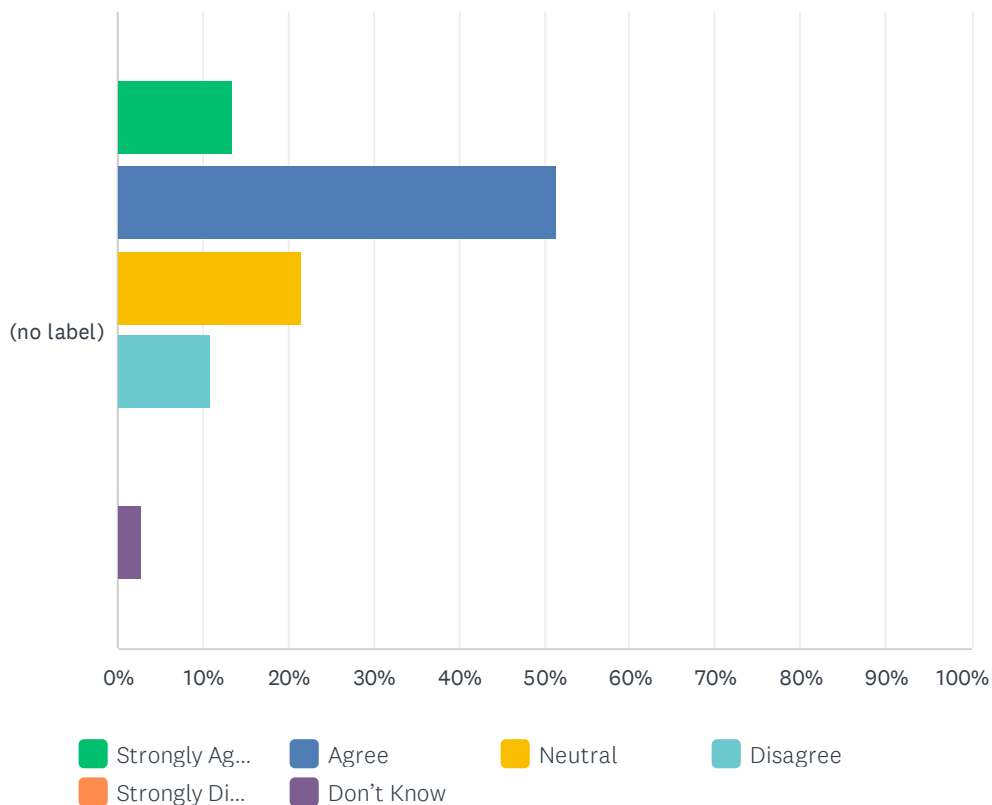
Answered: 37 Skipped: 0



	STRONGLY AGREE	AGREE	NEUTRAL	DISAGREE	STRONGLY DISAGREE	DON'T KNOW	TOTAL	WEIGHTED AVERAGE
(no label)	35.14% 13	43.24% 16	13.51% 5	2.70% 1	0.00% 0	5.41% 2	37	3.95

**Q8 In all subjects, teachers help students think critically and ethically about the world around them, using the lens of Gospel values and Catholic doctrine and beliefs.**

Answered: 37 Skipped: 0

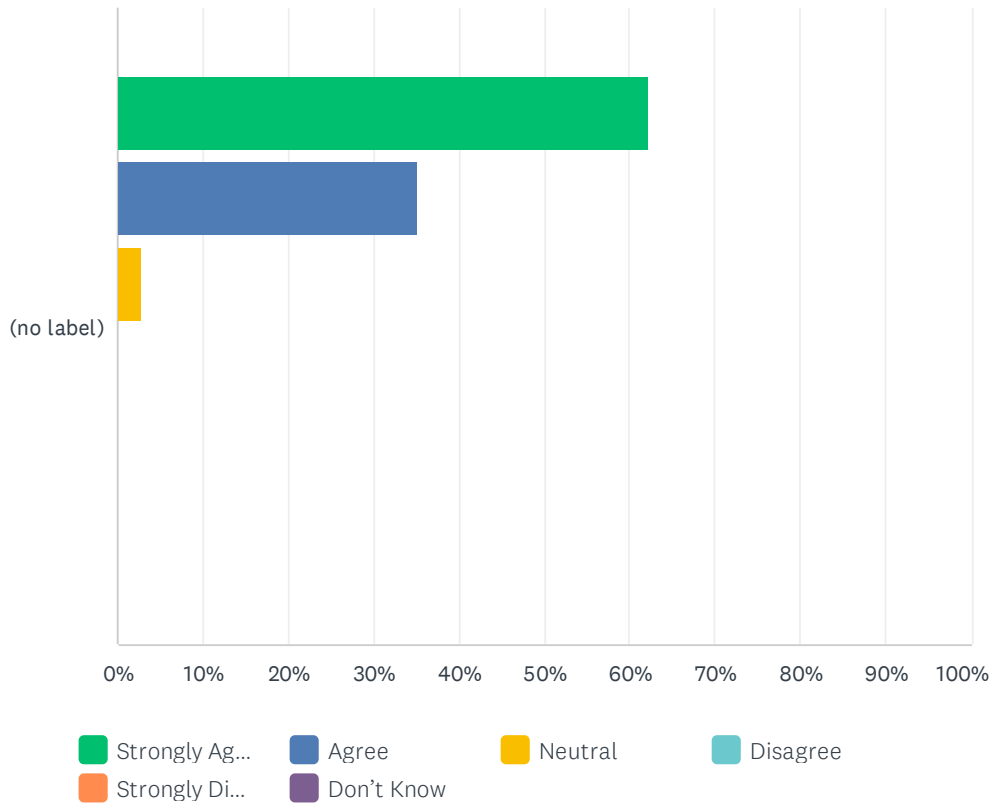


	STRONGLY AGREE	AGREE	NEUTRAL	DISAGREE	STRONGLY DISAGREE	DON'T KNOW	TOTAL	WEIGHTED AVERAGE
(no label)	13.51% 5	51.35% 19	21.62% 8	10.81% 4	0.00% 0	2.70% 1	37	3.59



Q9 Rosary Academy provides opportunities outside the classroom for students' faith formation and participation in retreats, prayer, Mass, sacraments, and other spiritual experiences.

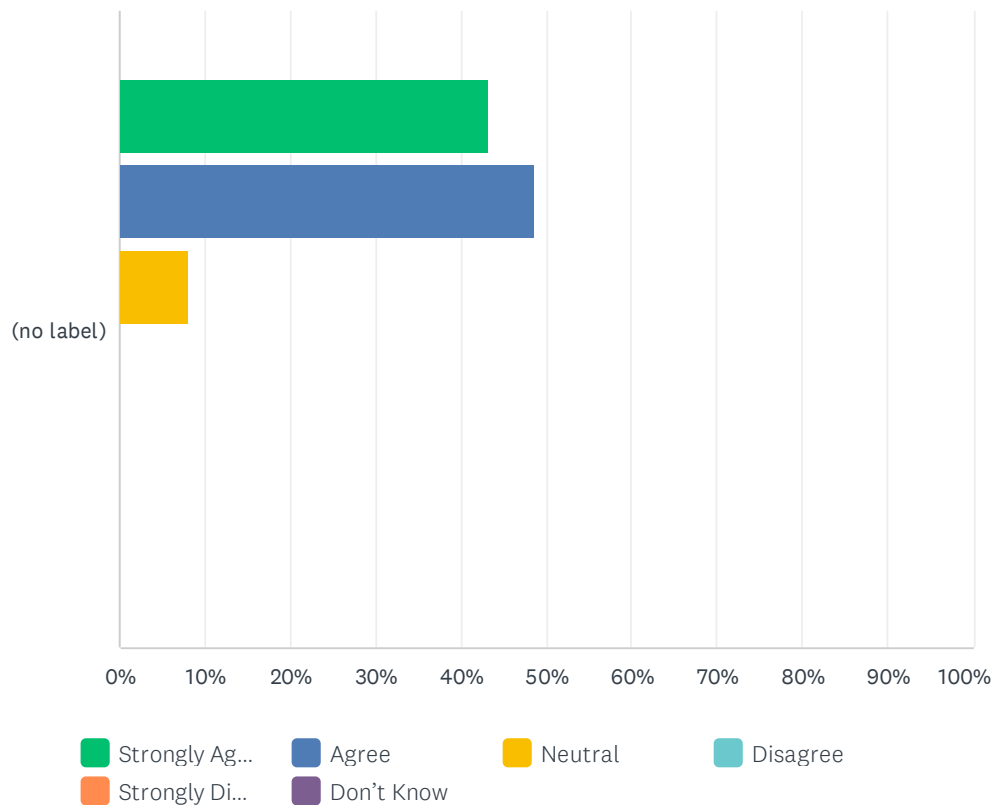
Answered: 37 Skipped: 0



	STRONGLY AGREE	AGREE	NEUTRAL	DISAGREE	STRONGLY DISAGREE	DON'T KNOW	TOTAL	WEIGHTED AVERAGE
(no label)	62.16%	35.14%	2.70%	0.00%	0.00%	0.00%	37	4.59
	23	13	1	0	0	0		

### Q10 Rosary Academy provides opportunities outside the classroom for students to participate in service activities.

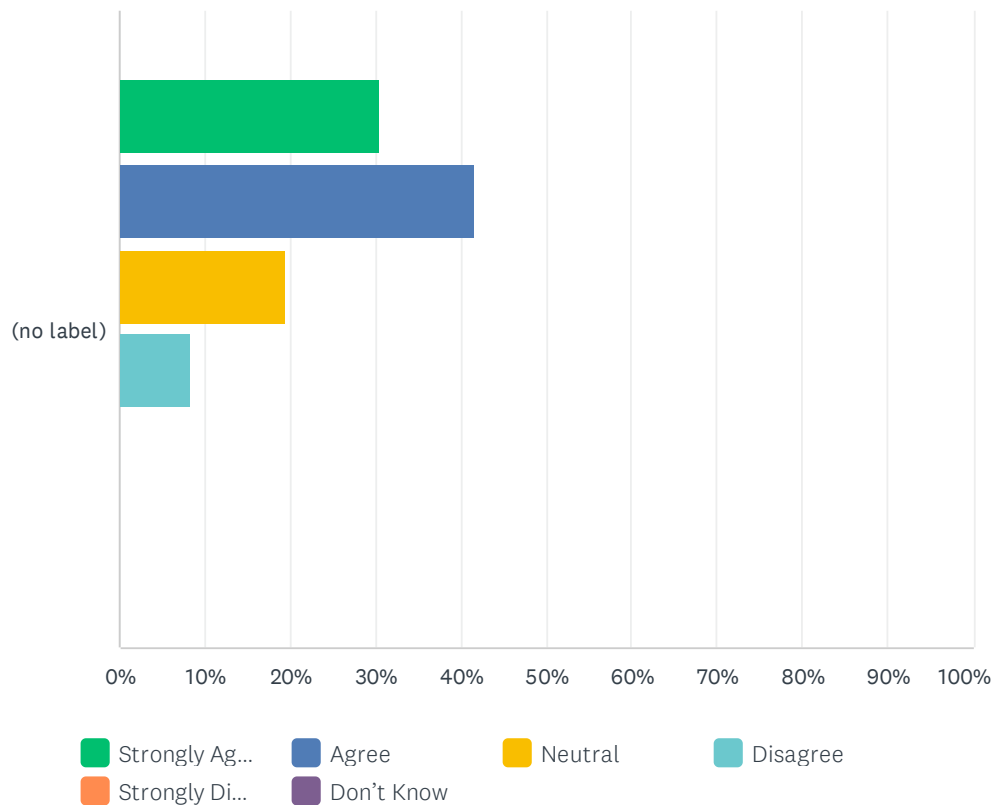
Answered: 37 Skipped: 0



	STRONGLY AGREE	AGREE	NEUTRAL	DISAGREE	STRONGLY DISAGREE	DON'T KNOW	TOTAL	WEIGHTED AVERAGE
(no label)	43.24% 16	48.65% 18	8.11% 3	0.00% 0	0.00% 0	0.00% 0	37	4.35

### Q11 Administrators, faculty and staff serve as role models of faith and service to students.

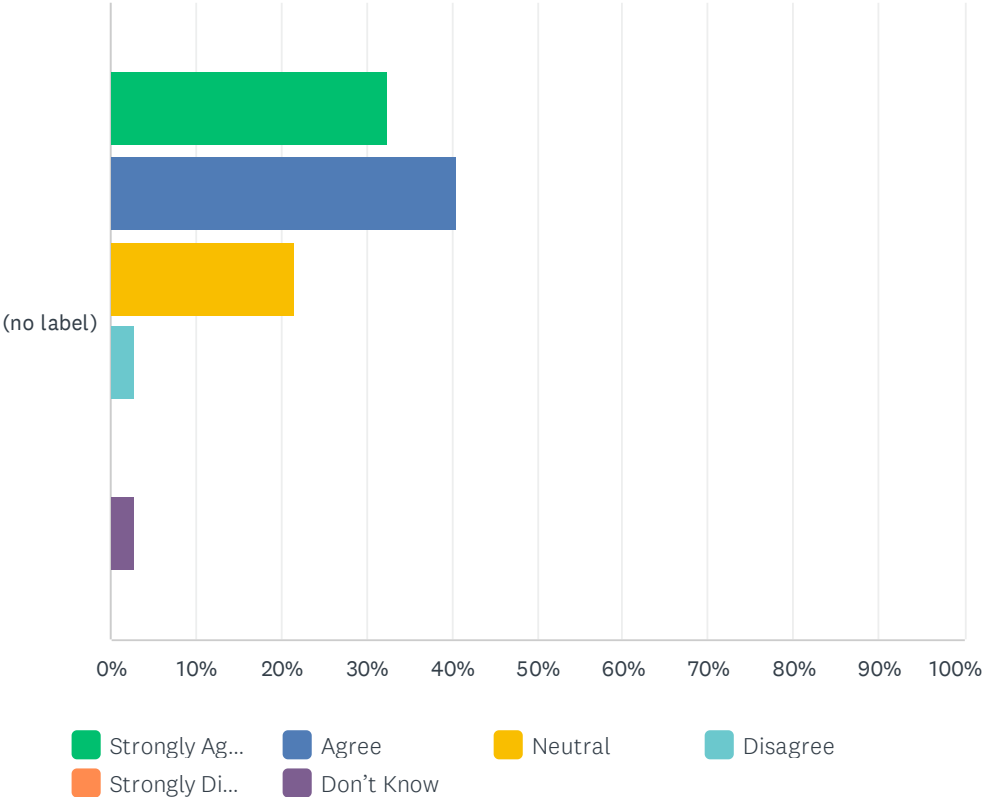
Answered: 36 Skipped: 1



	STRONGLY AGREE	AGREE	NEUTRAL	DISAGREE	STRONGLY DISAGREE	DON'T KNOW	TOTAL	WEIGHTED AVERAGE
(no label)	30.56% 11	41.67% 15	19.44% 7	8.33% 3	0.00% 0	0.00% 0	36	3.94

### Q12 Rosary Academy provides opportunities for faith formation for faculty and staff.

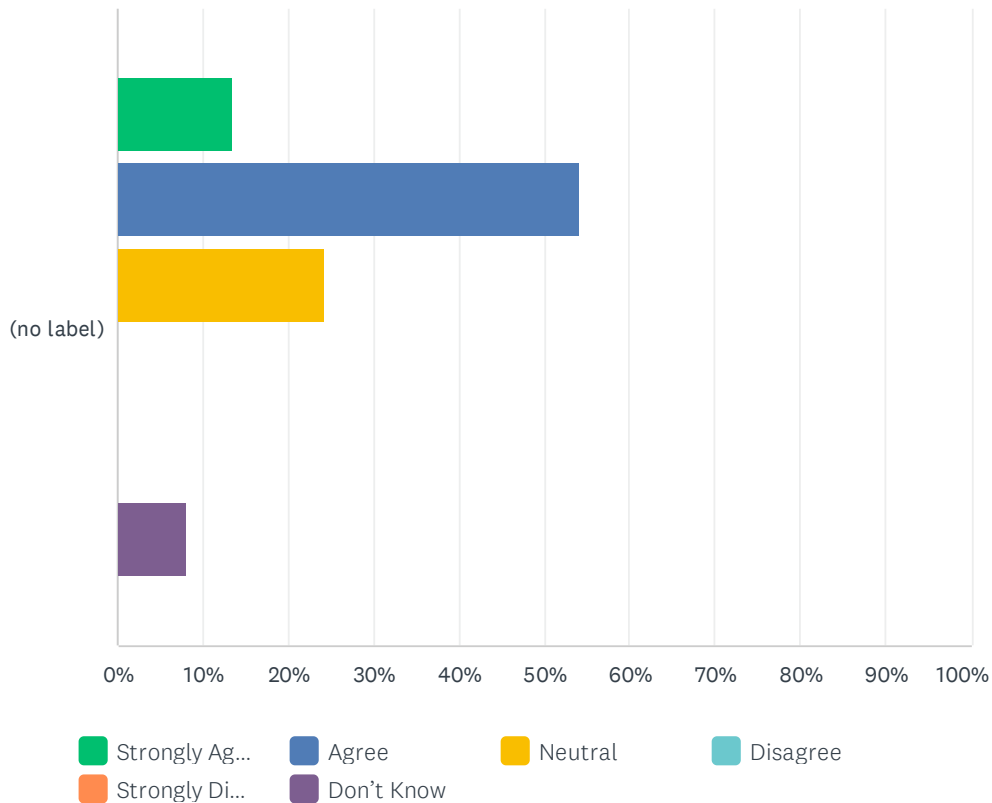
Answered: 37 Skipped: 0



	STRONGLY AGREE	AGREE	NEUTRAL	DISAGREE	STRONGLY DISAGREE	DON'T KNOW	TOTAL	WEIGHTED AVERAGE
(no label)	32.43% 12	40.54% 15	21.62% 8	2.70% 1	0.00% 0	2.70% 1	37	3.95

### Q13 Rosary Academy provides opportunities for faith formation for parents/guardians and other adult members of the school community.

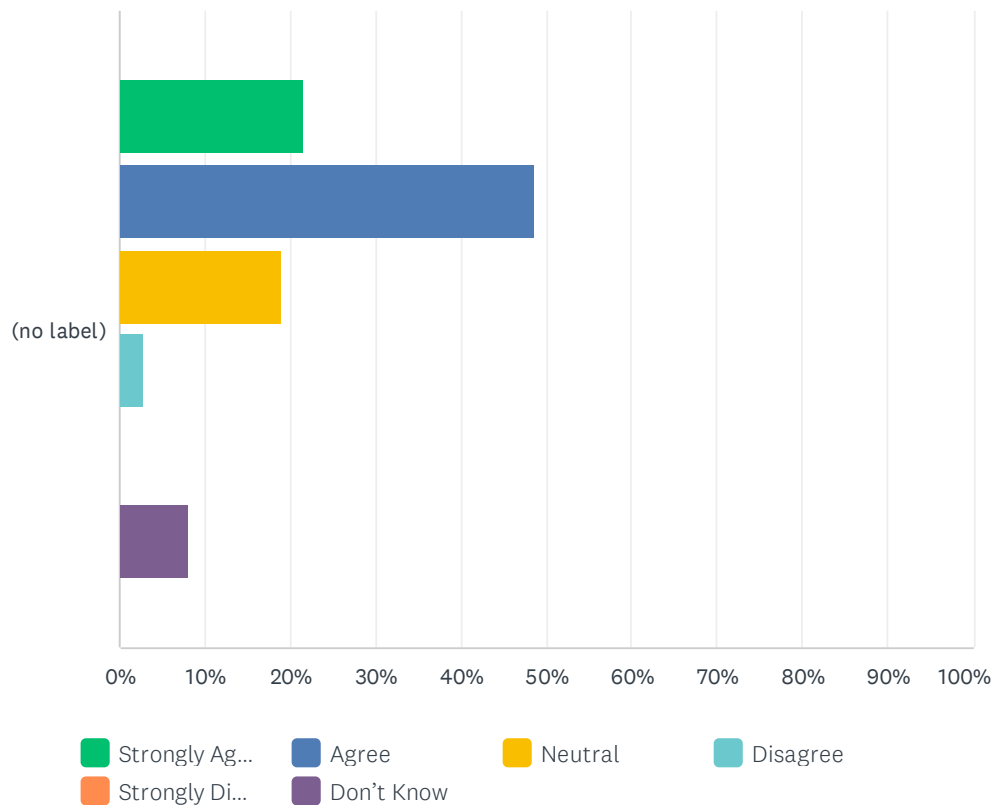
Answered: 37 Skipped: 0



	STRONGLY AGREE	AGREE	NEUTRAL	DISAGREE	STRONGLY DISAGREE	DON'T KNOW	TOTAL	WEIGHTED AVERAGE
(no label)	13.51% 5	54.05% 20	24.32% 9	0.00% 0	0.00% 0	8.11% 3	37	3.57

### Q14 Rosary Academy helps parents/guardians support the faith life of their child.

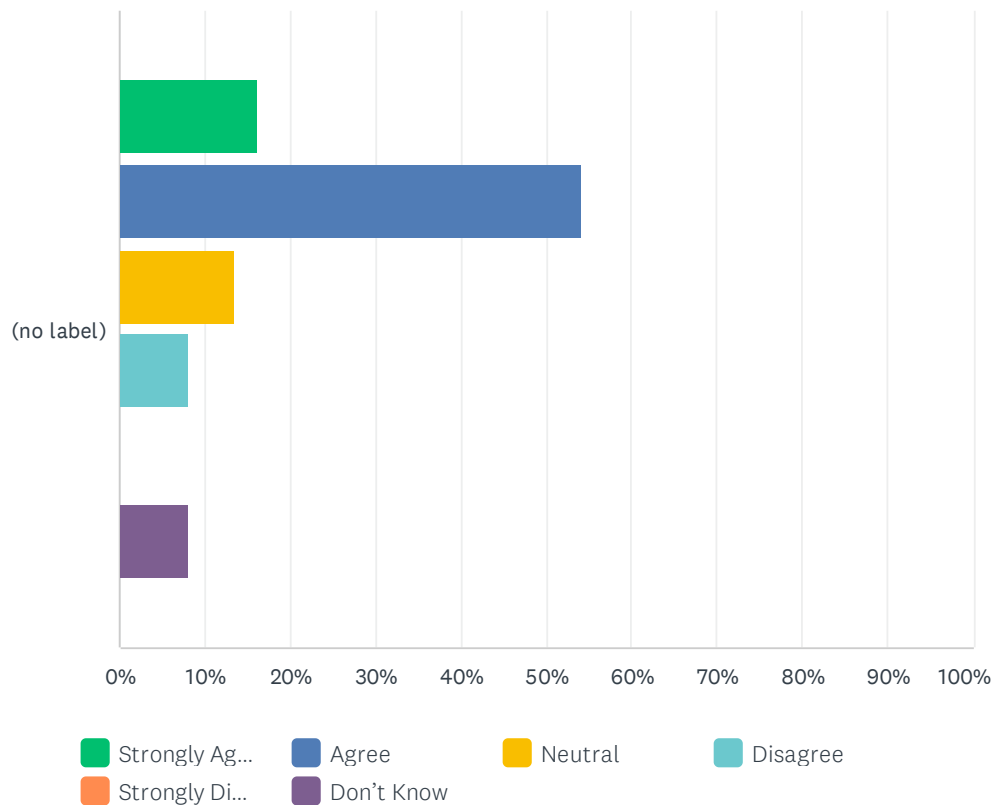
Answered: 37 Skipped: 0



	STRONGLY AGREE	AGREE	NEUTRAL	DISAGREE	STRONGLY DISAGREE	DON'T KNOW	TOTAL	WEIGHTED AVERAGE
(no label)	21.62% 8	48.65% 18	18.92% 7	2.70% 1	0.00% 0	8.11% 3	37	3.65

### Q15 Rosary Academy provides opportunities for adult members of the school community to participate in service activities.

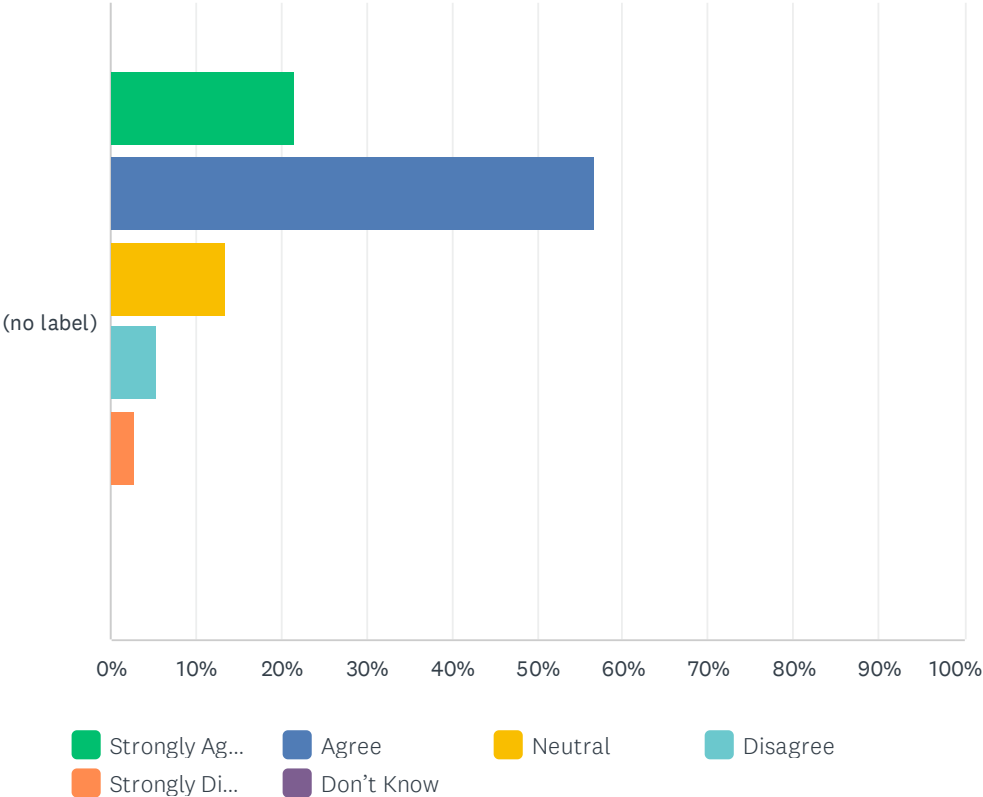
Answered: 37 Skipped: 0



	STRONGLY AGREE	AGREE	NEUTRAL	DISAGREE	STRONGLY DISAGREE	DON'T KNOW	TOTAL	WEIGHTED AVERAGE
(no label)	16.22%	54.05%	13.51%	8.11%	0.00%	8.11%	37	3.54
	6	20	5	3	0	3		

### Q16 The faculty and staff in the school support the faith life of the school community.

Answered: 37 Skipped: 0

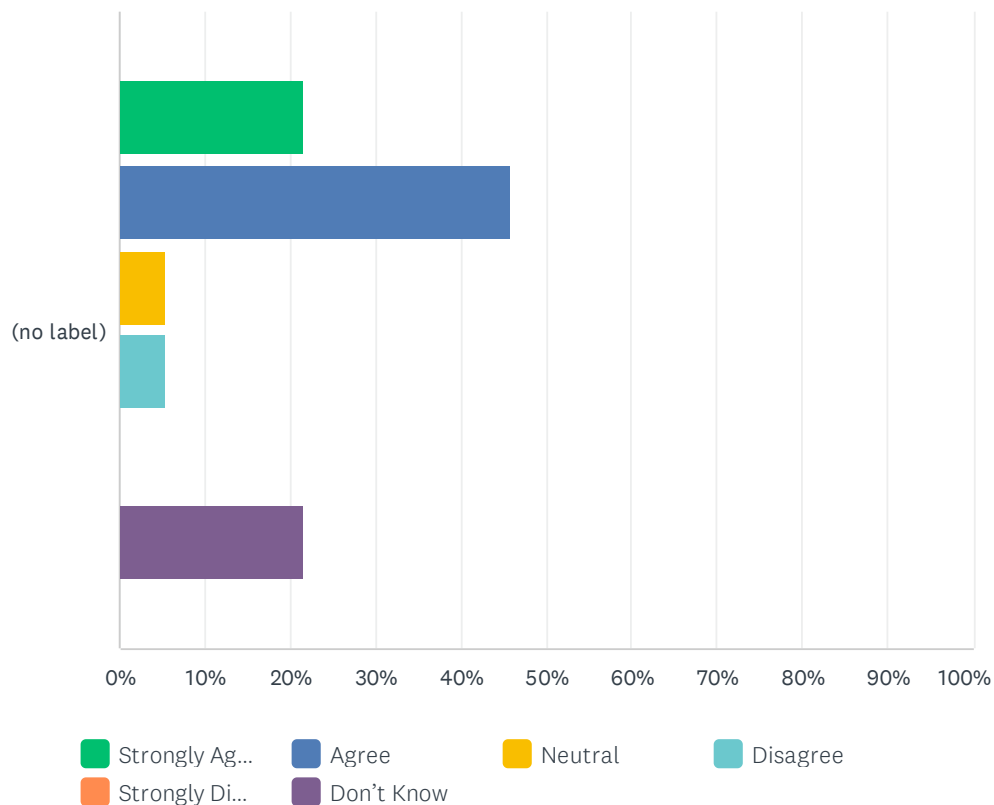


	STRONGLY AGREE	AGREE	NEUTRAL	DISAGREE	STRONGLY DISAGREE	DON'T KNOW	TOTAL	WEIGHTED AVERAGE
(no label)	21.62% 8	56.76% 21	13.51% 5	5.41% 2	2.70% 1	0.00% 0	37	3.89



**Q17 There is a person or group (such as a consultative board) who collaborates with the school administration to make or recommend decisions for the success of the school.**

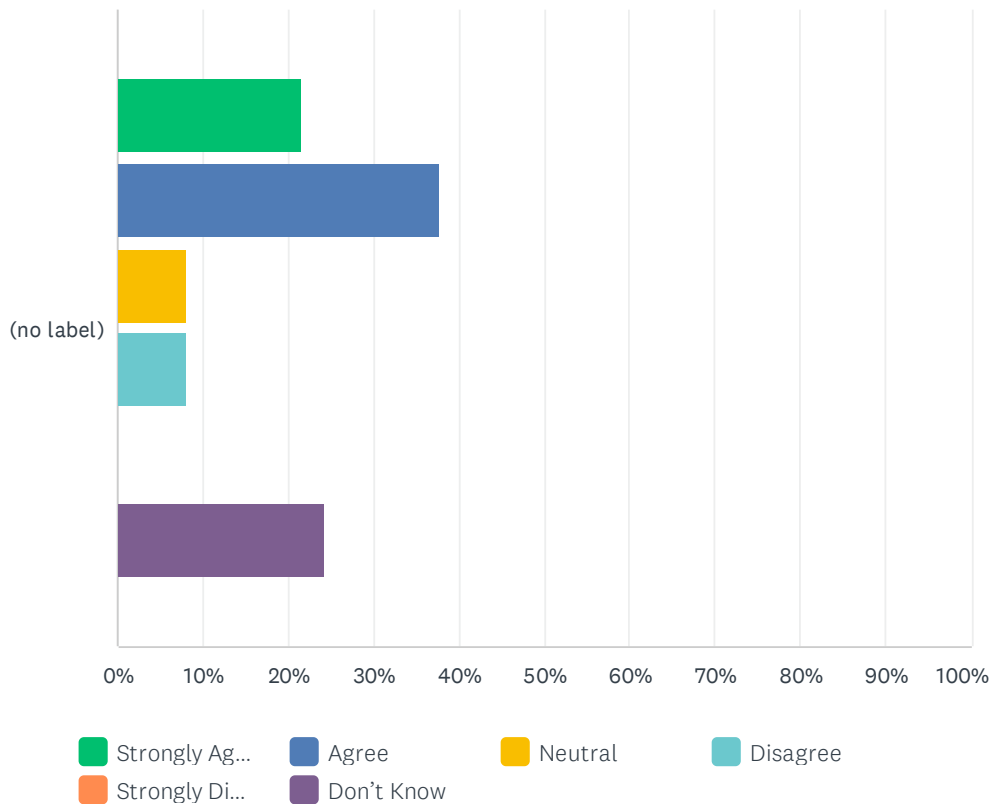
Answered: 37 Skipped: 0



	STRONGLY AGREE	AGREE	NEUTRAL	DISAGREE	STRONGLY DISAGREE	DON'T KNOW	TOTAL	WEIGHTED AVERAGE
(no label)	21.62% 8	45.95% 17	5.41% 2	5.41% 2	0.00% 0	21.62% 8	37	3.19

Q18 A person or group (such as a consultative board), in collaboration with the school administration, takes responsibility for monitoring that the school is faithful to its mission, academically excellent, and sound in its business decisions.

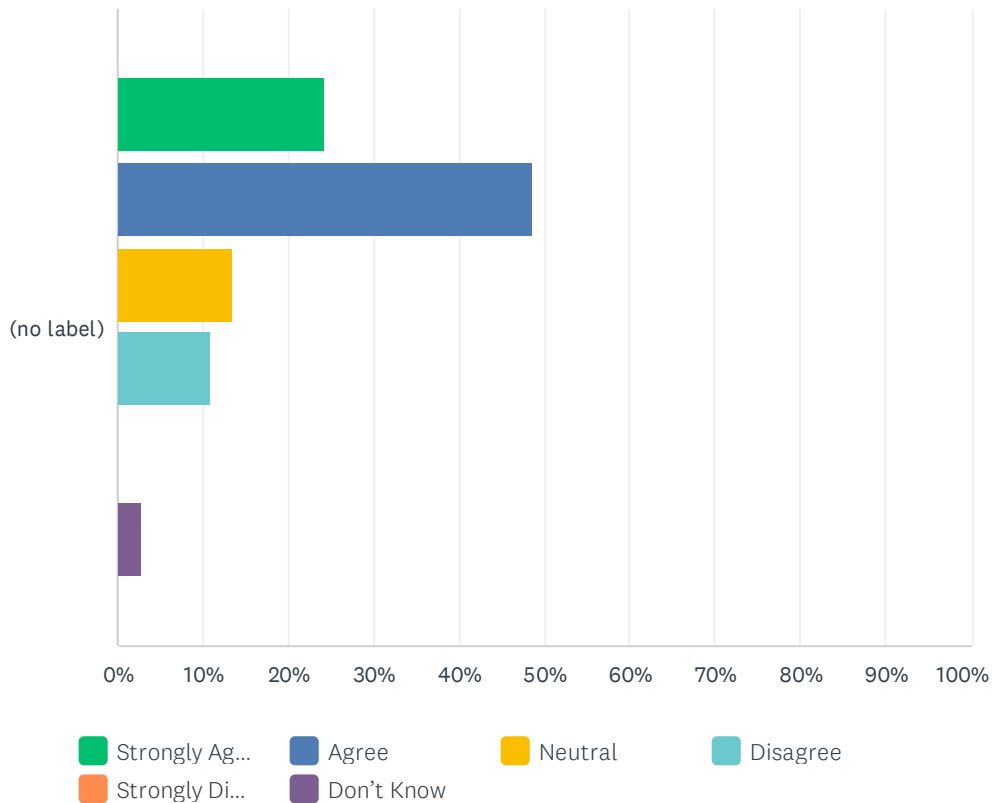
Answered: 37 Skipped: 0



	STRONGLY AGREE	AGREE	NEUTRAL	DISAGREE	STRONGLY DISAGREE	DON'T KNOW	TOTAL	WEIGHTED AVERAGE
(no label)	21.62% 8	37.84% 14	8.11% 3	8.11% 3	0.00% 0	24.32% 9	37	3.00

### Q19 Rosary Academy administration effectively carries out its responsibilities in the areas of faith formation and instructional leadership.

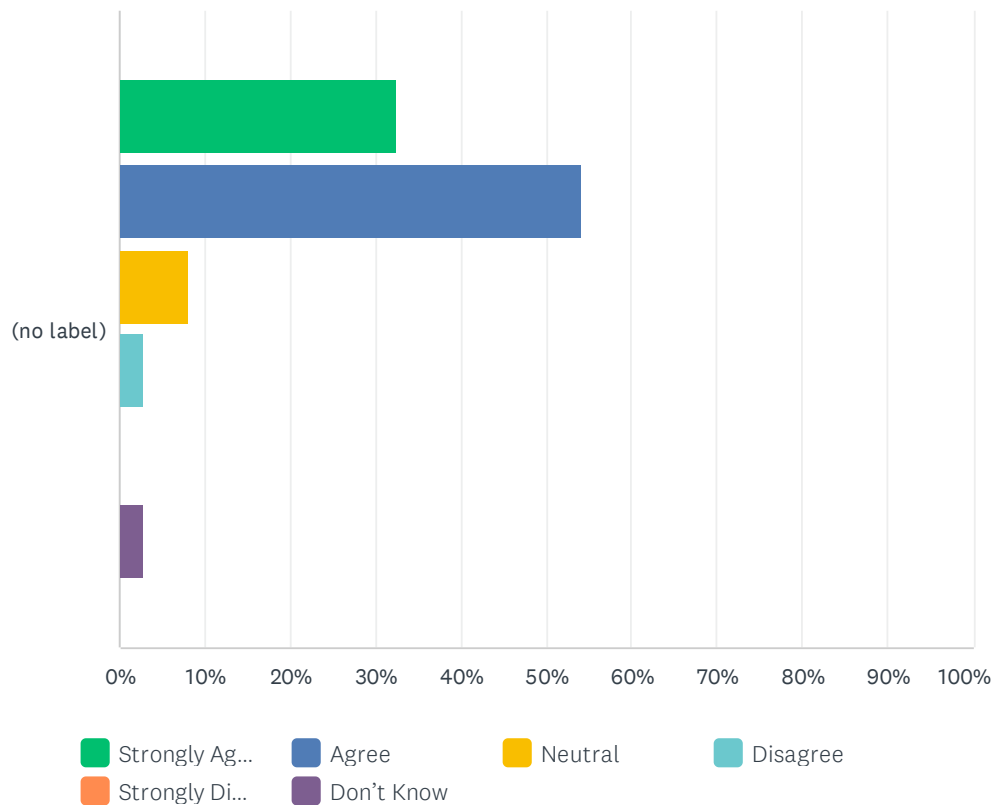
Answered: 37 Skipped: 0



	STRONGLY AGREE	AGREE	NEUTRAL	DISAGREE	STRONGLY DISAGREE	DON'T KNOW	TOTAL	WEIGHTED AVERAGE
(no label)	24.32%	48.65%	13.51%	10.81%	0.00%	2.70%	37	3.78
	9	18	5	4	0	1		

## Q20 Rosary Academy administration has the authority to realize and implement the school's mission and vision.

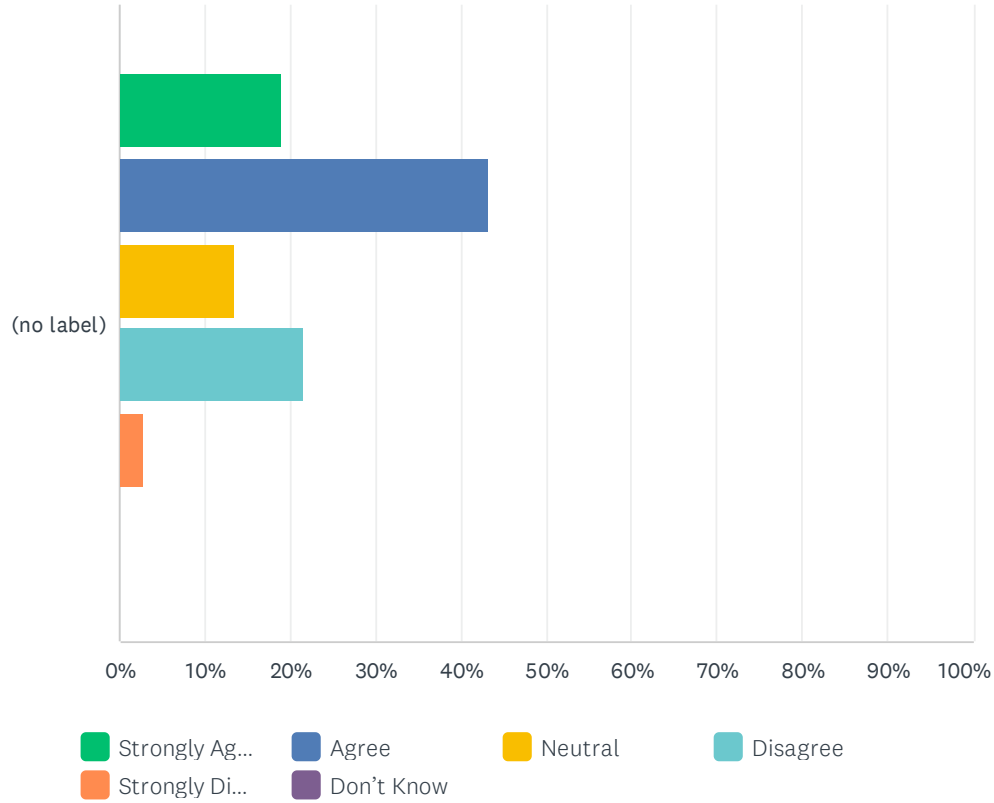
Answered: 37 Skipped: 0



	STRONGLY AGREE	AGREE	NEUTRAL	DISAGREE	STRONGLY DISAGREE	DON'T KNOW	TOTAL	WEIGHTED AVERAGE
(no label)	32.43% 12	54.05% 20	8.11% 3	2.70% 1	0.00% 0	2.70% 1	37	4.08

## Q21 Rosary Academy administration involves all members of the school community to ensure a school culture that embodies the mission and vision.

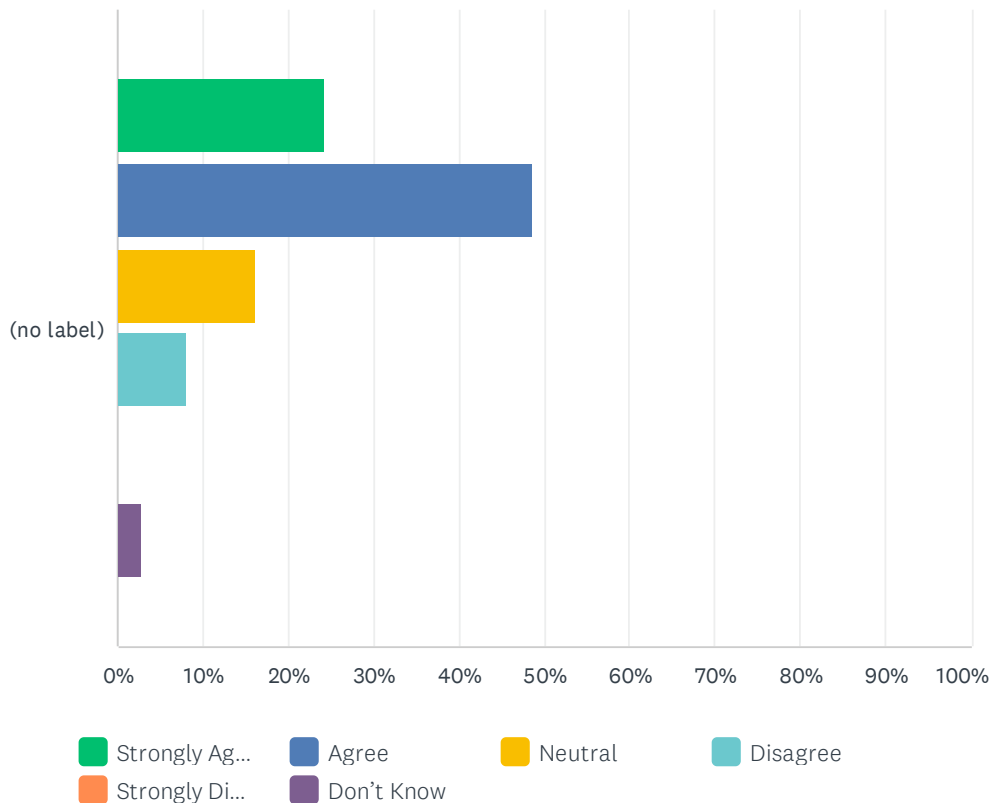
Answered: 37 Skipped: 0



	STRONGLY AGREE	AGREE	NEUTRAL	DISAGREE	STRONGLY DISAGREE	DON'T KNOW	TOTAL	WEIGHTED AVERAGE
(no label)	18.92% 7	43.24% 16	13.51% 5	21.62% 8	2.70% 1	0.00% 0	37	3.54

## Q22 Rosary Academy administration takes responsibility for the development and oversight of school programs, personnel, and school operations.

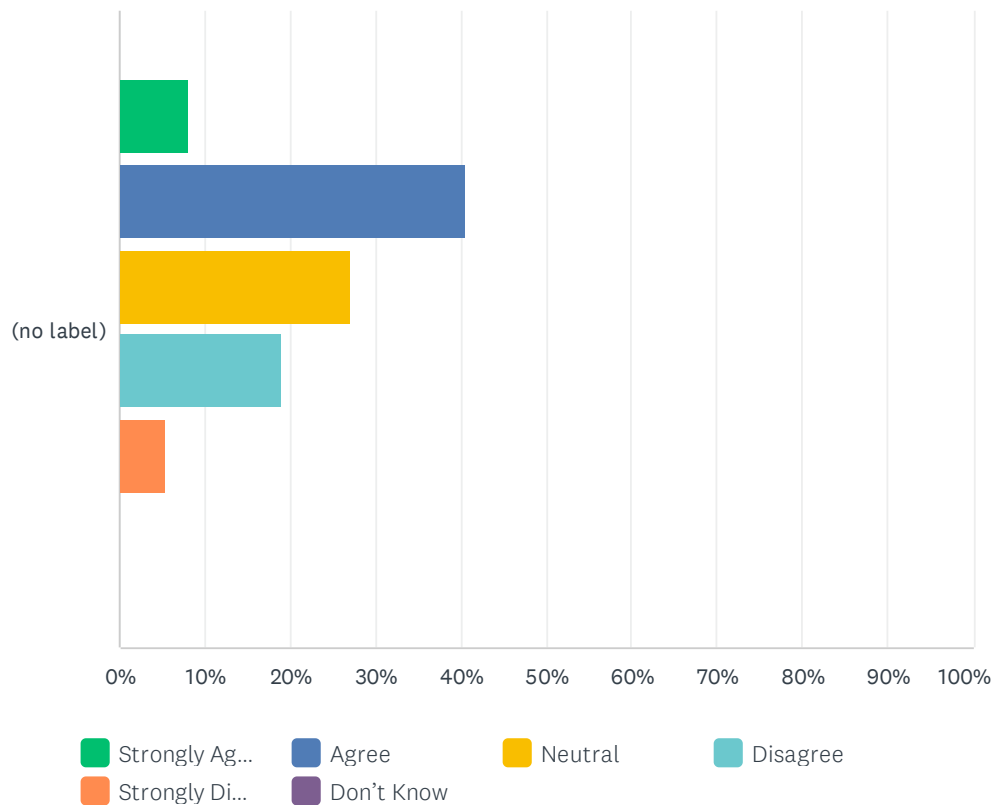
Answered: 37 Skipped: 0



	STRONGLY AGREE	AGREE	NEUTRAL	DISAGREE	STRONGLY DISAGREE	DON'T KNOW	TOTAL	WEIGHTED AVERAGE
(no label)	24.32% 9	48.65% 18	16.22% 6	8.11% 3	0.00% 0	2.70% 1	37	3.81

### Q23 Rosary Academy has a strong culture of collaboration on all levels within the school to advance excellence.

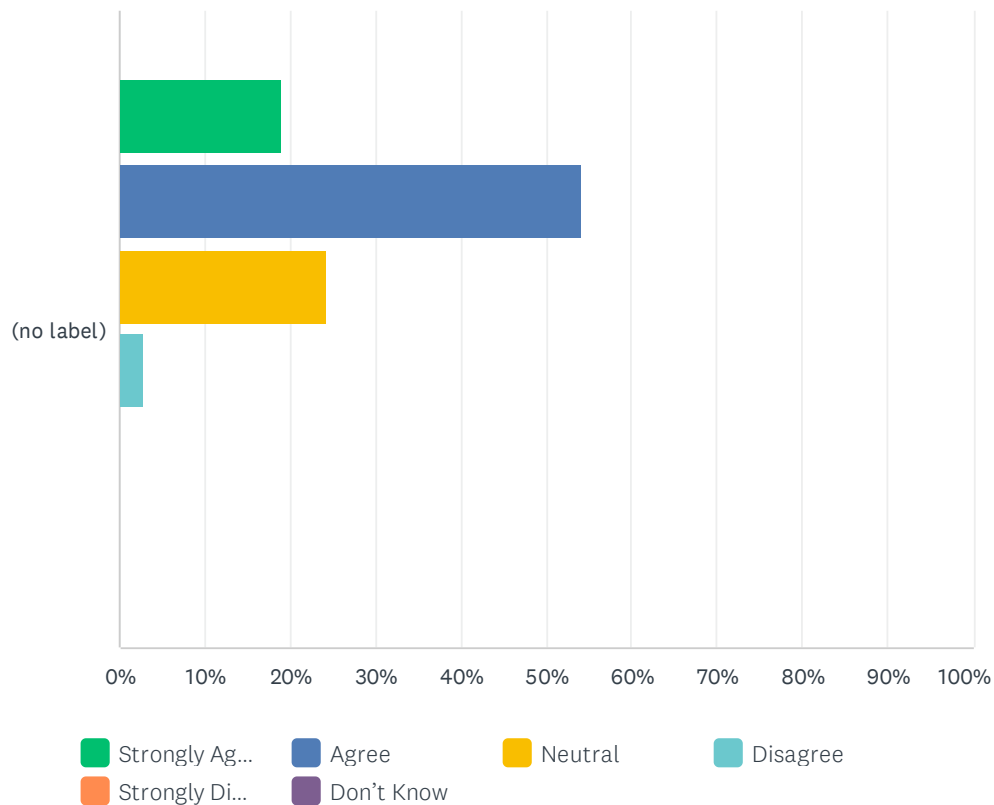
Answered: 37 Skipped: 0



	STRONGLY AGREE	AGREE	NEUTRAL	DISAGREE	STRONGLY DISAGREE	DON'T KNOW	TOTAL	WEIGHTED AVERAGE
(no label)	8.11% 3	40.54% 15	27.03% 10	18.92% 7	5.41% 2	0.00% 0	37	3.27

## Q24 Rosary Academy has a clearly articulated rigorous curriculum infused with Gospel values that prepare students for life and work.

Answered: 37 Skipped: 0

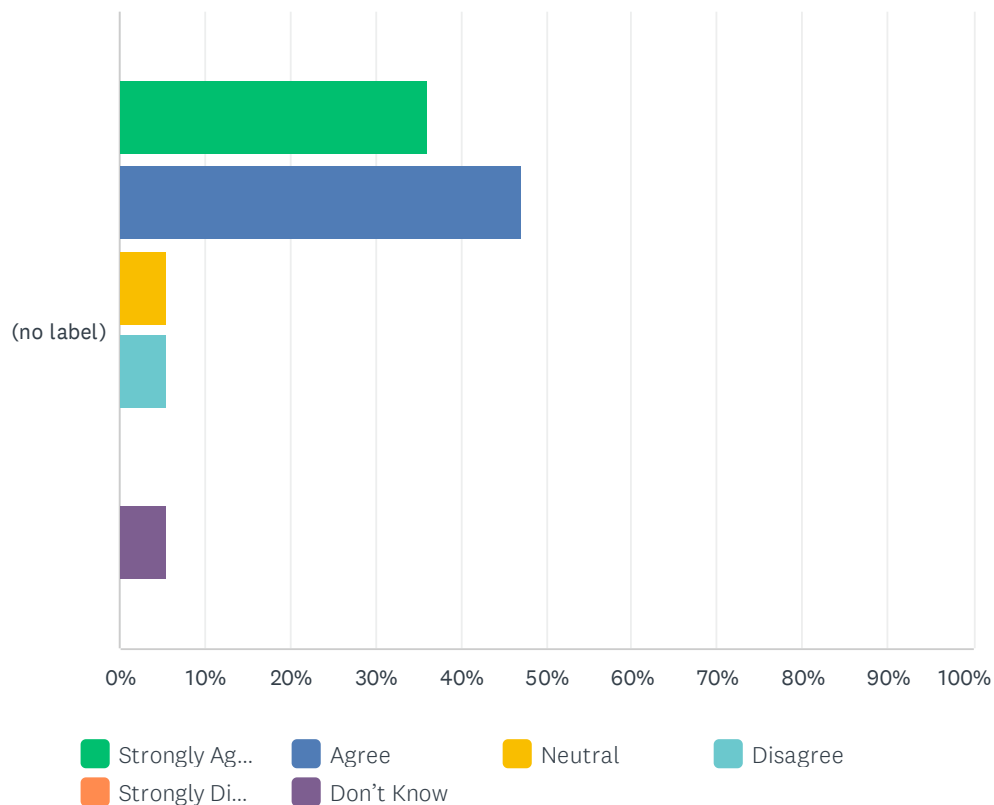


	STRONGLY AGREE	AGREE	NEUTRAL	DISAGREE	STRONGLY DISAGREE	DON'T KNOW	TOTAL	WEIGHTED AVERAGE
(no label)	18.92%	54.05%	24.32%	2.70%	0.00%	0.00%	37	3.89
	7	20	9	1	0	0		



### Q25 In classes at Rosary Academy, students spend most of their time- solving problems, discussing ideas, creating their own work, reading, writing, speaking, and researching.

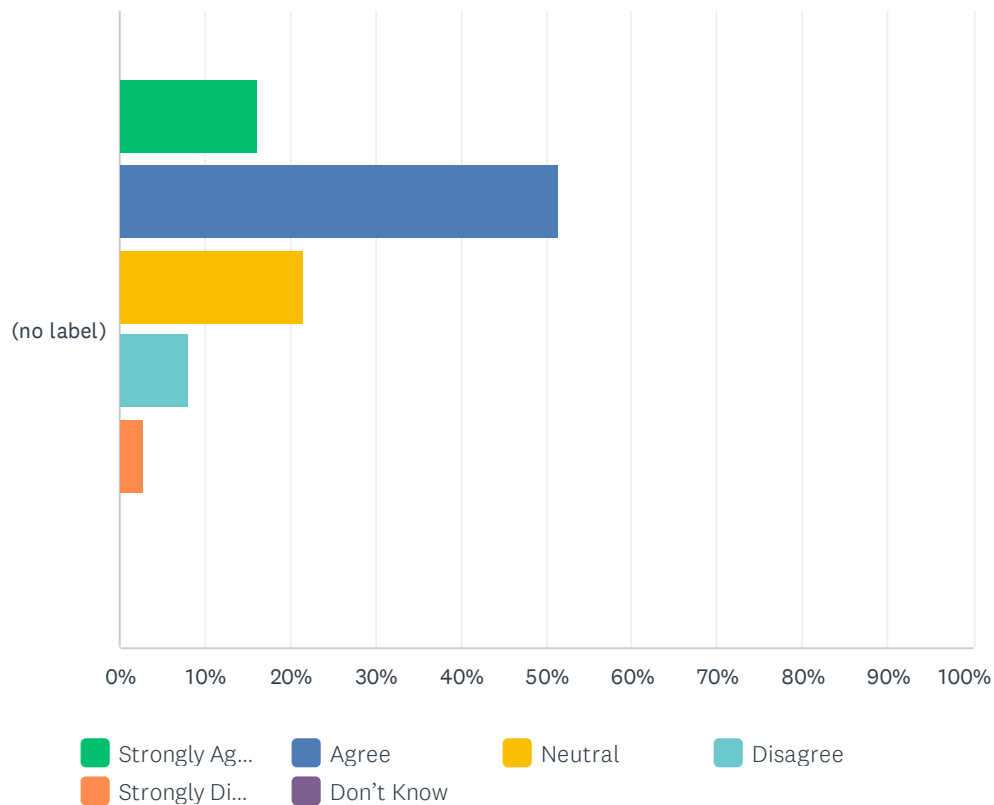
Answered: 36 Skipped: 1



	STRONGLY AGREE	AGREE	NEUTRAL	DISAGREE	STRONGLY DISAGREE	DON'T KNOW	TOTAL	WEIGHTED AVERAGE
(no label)	36.11%	47.22%	5.56%	5.56%	0.00%	5.56%	36	3.97
	13	17	2	2	0	2		

### Q26 The curriculum and instruction at Rosary Academy prepares students to be capable and critical users of media and technology.

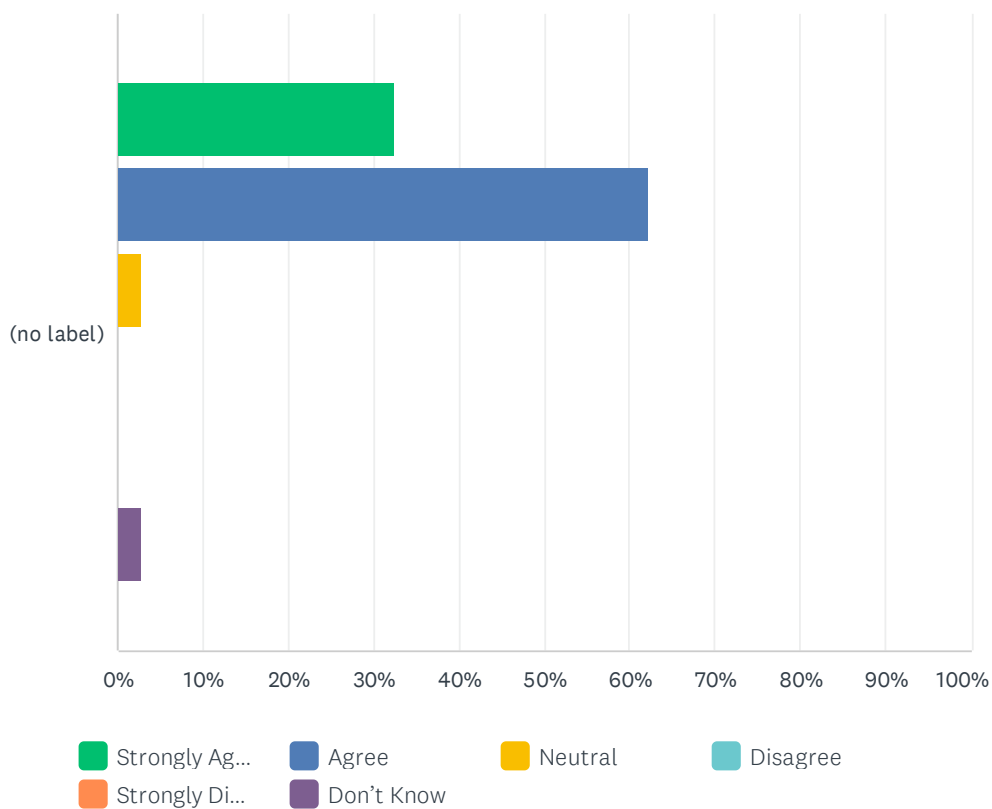
Answered: 37 Skipped: 0



	STRONGLY AGREE	AGREE	NEUTRAL	DISAGREE	STRONGLY DISAGREE	DON'T KNOW	TOTAL	WEIGHTED AVERAGE
(no label)	16.22%	51.35%	21.62%	8.11%		2.70%	0.00%	
	6	19	8	3	1	0	37	3.70

## Q27 Teachers use effective instruction to deliver the curriculum.

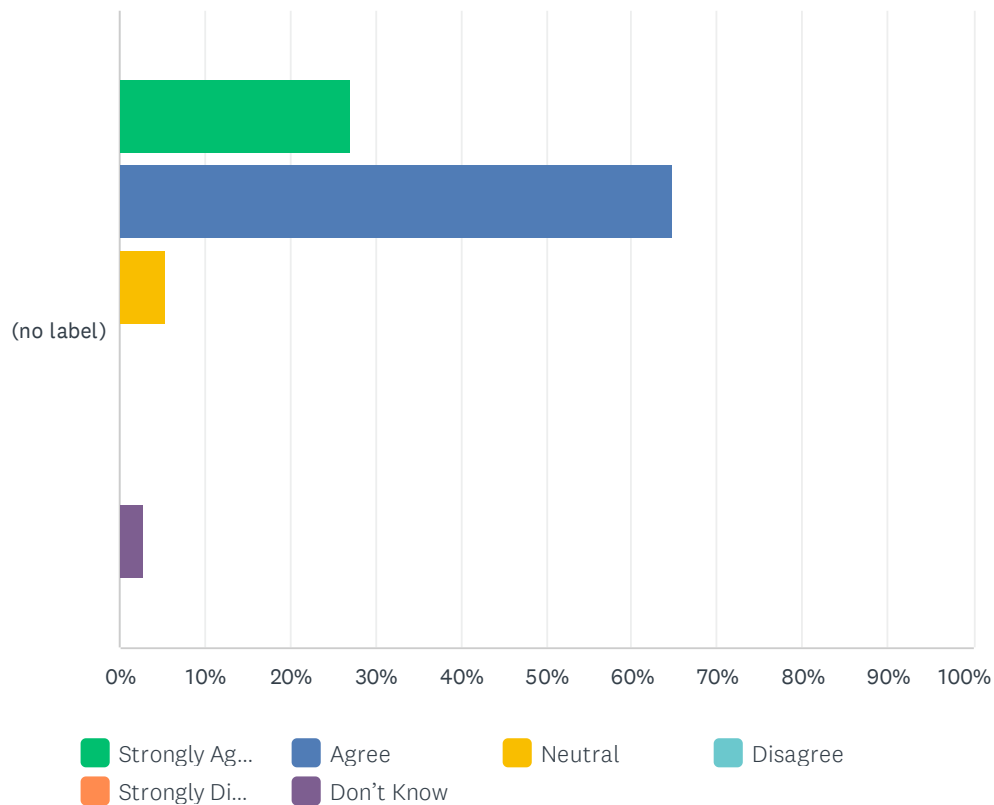
Answered: 37 Skipped: 0



	STRONGLY AGREE	AGREE	NEUTRAL	DISAGREE	STRONGLY DISAGREE	DON'T KNOW	TOTAL	WEIGHTED AVERAGE
(no label)	32.43%	62.16%	2.70%	0.00%	0.00%	2.70%	37	4.19
	12	23	1	0	0	1		

### Q28 At Rosary Academy, teachers use different teaching approaches to meet the diverse needs of all students.

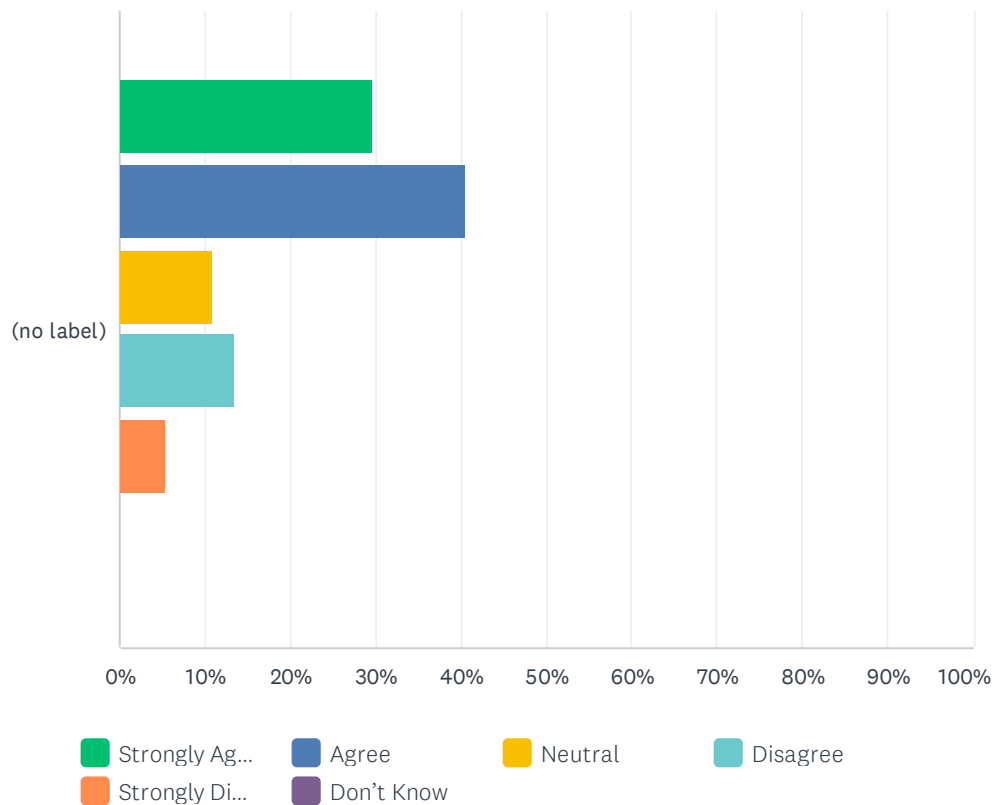
Answered: 37 Skipped: 0



	STRONGLY AGREE	AGREE	NEUTRAL	DISAGREE	STRONGLY DISAGREE	DON'T KNOW	TOTAL	WEIGHTED AVERAGE
(no label)	27.03% 10	64.86% 24	5.41% 2	0.00% 0	0.00% 0	2.70% 1	37	4.11

Q29 At Rosary Academy, teachers collaborate systematically and regularly to increase student achievement and improve teaching effectiveness.

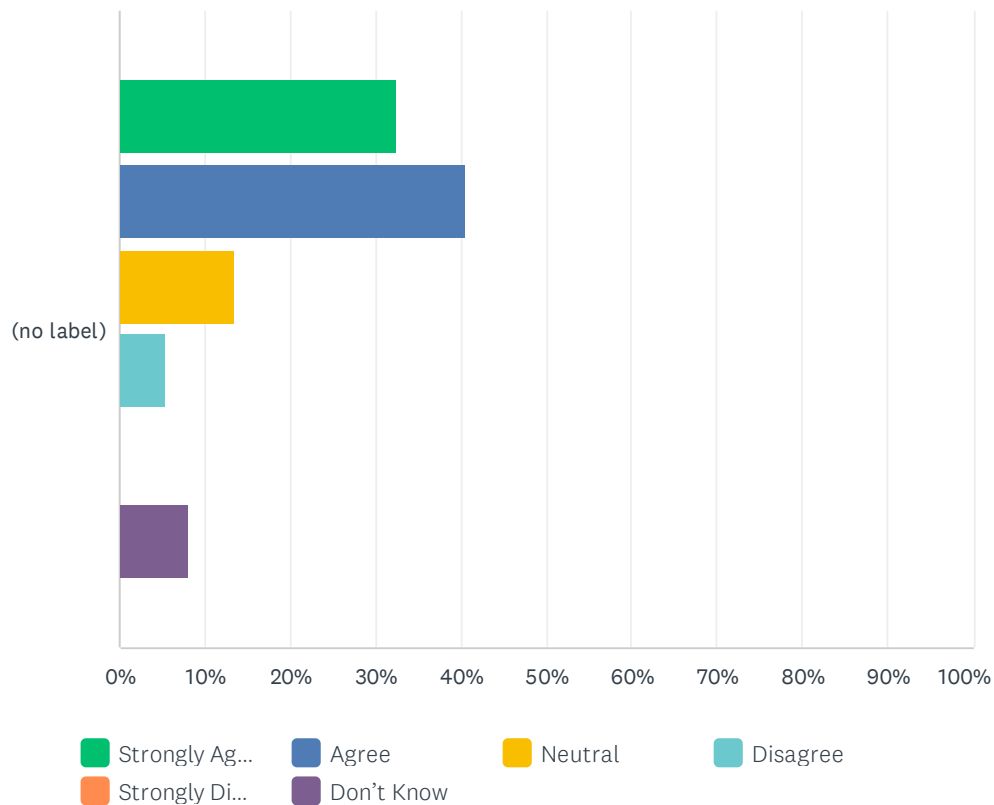
Answered: 37 Skipped: 0



	STRONGLY AGREE	AGREE	NEUTRAL	DISAGREE	STRONGLY DISAGREE	DON'T KNOW	TOTAL	WEIGHTED AVERAGE
(no label)	29.73% 11	40.54% 15	10.81% 4	13.51% 5	5.41% 2	0.00% 0	37	3.76

### Q30 At Rosary Academy, all administrators, faculty, and staff engage in ongoing professional development.

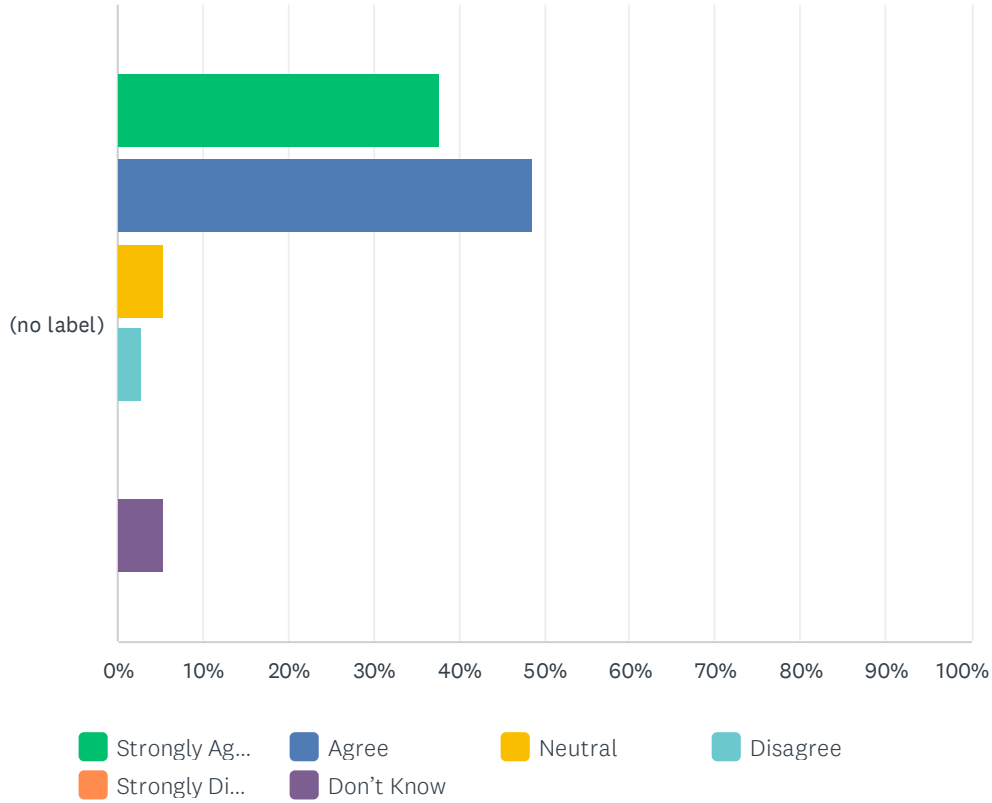
Answered: 37 Skipped: 0



	STRONGLY AGREE	AGREE	NEUTRAL	DISAGREE	STRONGLY DISAGREE	DON'T KNOW	TOTAL	WEIGHTED AVERAGE
(no label)	32.43% 12	40.54% 15	13.51% 5	5.41% 2	0.00% 0	8.11% 3	37	3.76

### Q31 Rosary Academy uses standardized and teacher-developed assessments to document student learning and report the outcome to parents/guardians.

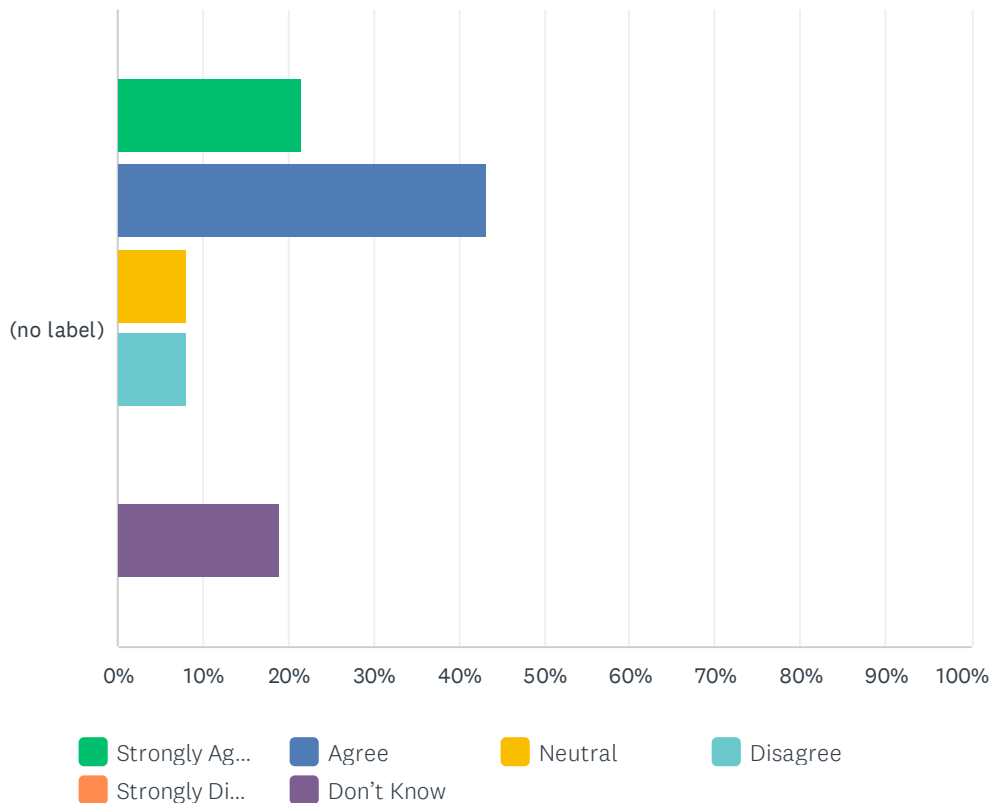
Answered: 37 Skipped: 0



	STRONGLY AGREE	AGREE	NEUTRAL	DISAGREE	STRONGLY DISAGREE	DON'T KNOW	TOTAL	WEIGHTED AVERAGE
(no label)	37.84% 14	48.65% 18	5.41% 2	2.70% 1	0.00% 0	5.41% 2	37	4.05

Q32 Rosary Academy uses the results of standardized (Pre-ACT, PSAT, ACT, and SAT) and teacher-developed (tests, projects, final exam) assessments to improve the curriculum and increase learning.

Answered: 37 Skipped: 0

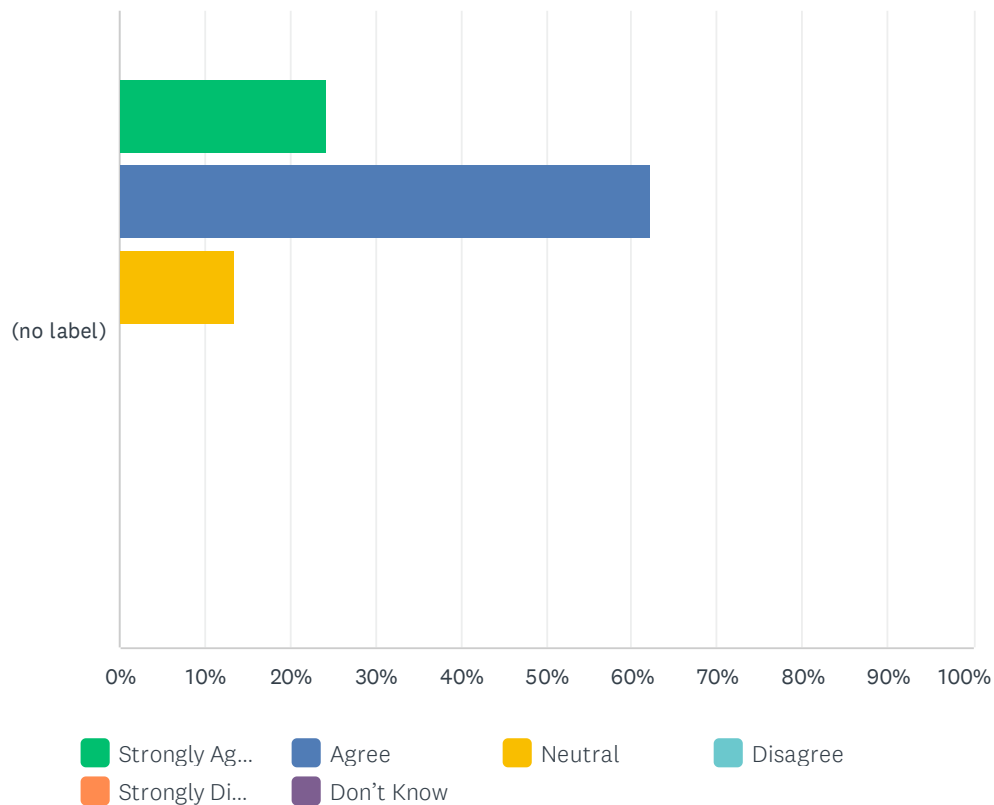


	STRONGLY AGREE	AGREE	NEUTRAL	DISAGREE	STRONGLY DISAGREE	DON'T KNOW	TOTAL	WEIGHTED AVERAGE
(no label)	21.62% 8	43.24% 16	8.11% 3	8.11% 3	0.00% 0	18.92% 7	37	3.22



### Q33 Teachers vary the types of assessments they use to monitor individual and class-wide student learning.

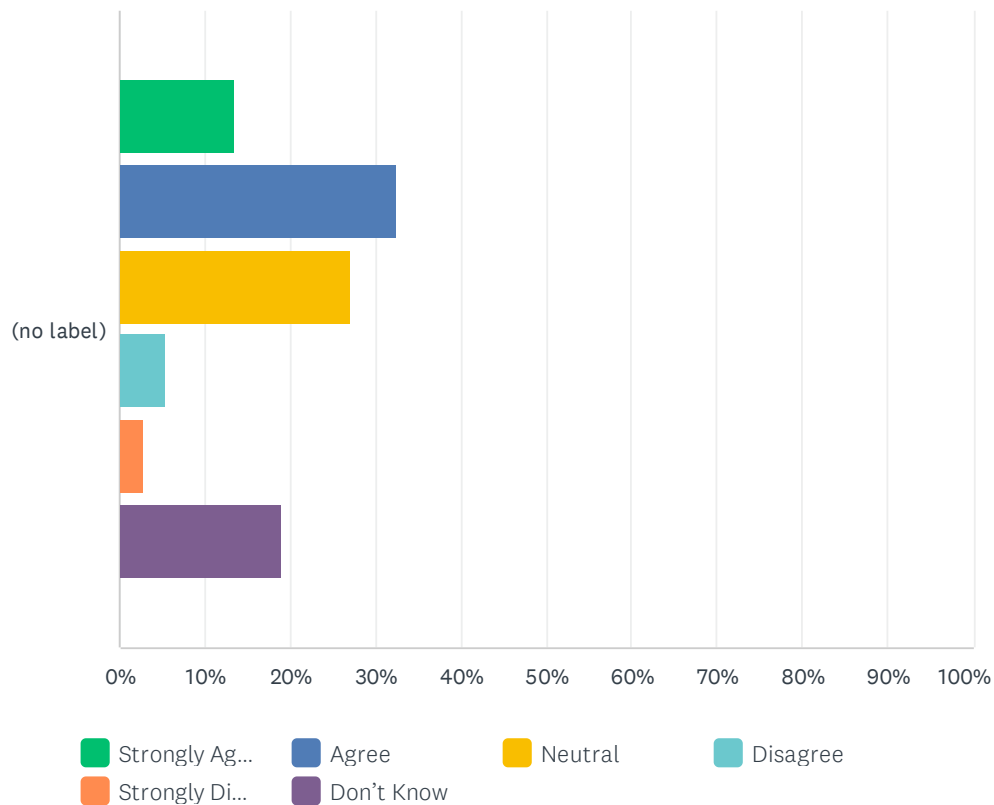
Answered: 37 Skipped: 0



	STRONGLY AGREE	AGREE	NEUTRAL	DISAGREE	STRONGLY DISAGREE	DON'T KNOW	TOTAL	WEIGHTED AVERAGE
(no label)	24.32% 9	62.16% 23	13.51% 5	0.00% 0	0.00% 0	0.00% 0	37	4.11

### Q34 Rosary Academy communicates how well students achieve compared to similar students locally and/or nationally.

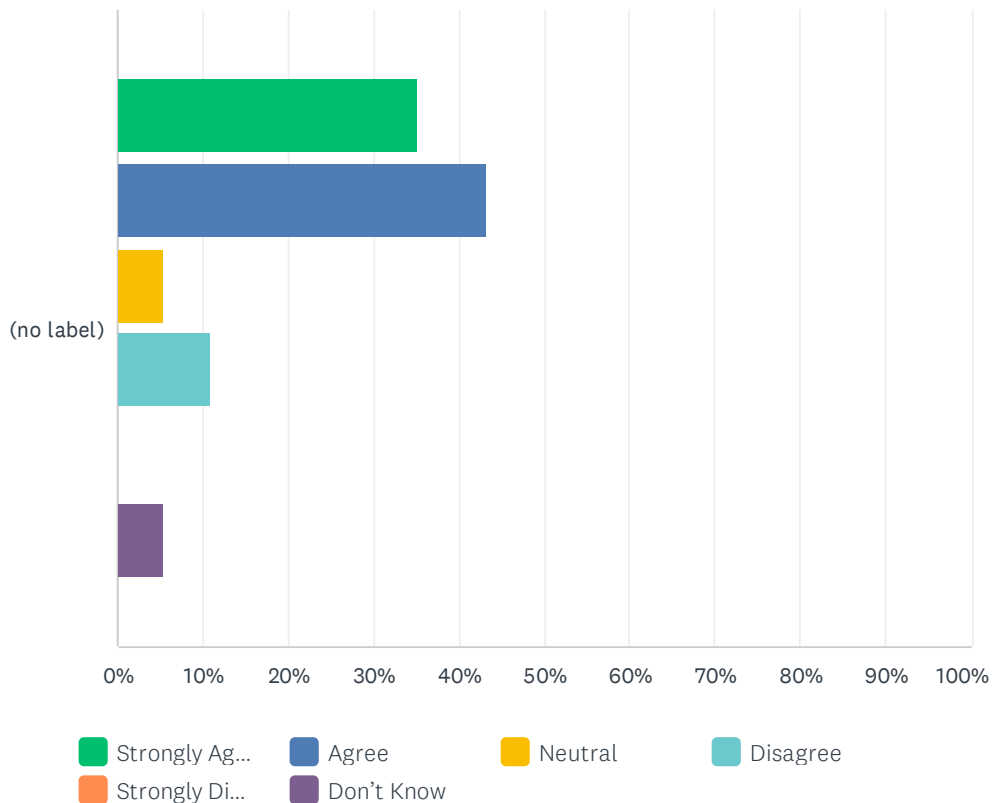
Answered: 37 Skipped: 0



	STRONGLY AGREE	AGREE	NEUTRAL	DISAGREE	STRONGLY DISAGREE	DON'T KNOW	TOTAL	WEIGHTED AVERAGE
(no label)	13.51%	32.43%	27.03%	5.41%		2.70%	18.92%	
	5	12	10	2	1	7	37	2.92

Q35 Rosary Academy provides programs and services that help students successfully complete the school program (for example, guidance and resource programs).

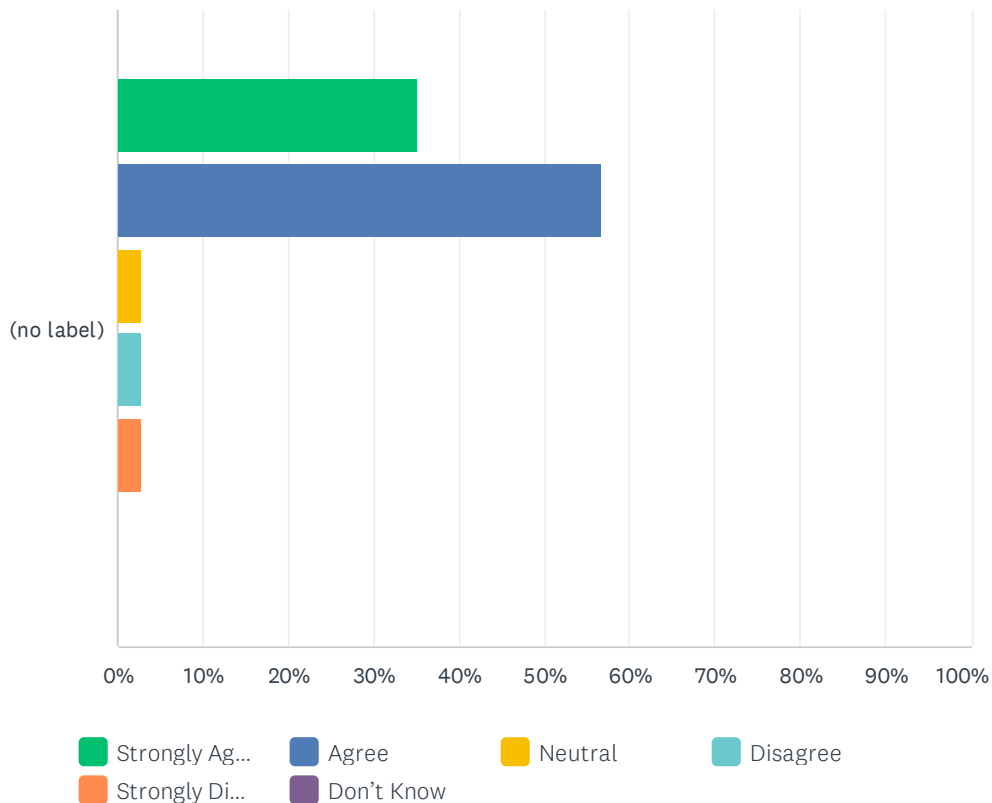
Answered: 37 Skipped: 0



	STRONGLY AGREE	AGREE	NEUTRAL	DISAGREE	STRONGLY DISAGREE	DON'T KNOW	TOTAL	WEIGHTED AVERAGE
(no label)	35.14% 13	43.24% 16	5.41% 2	10.81% 4	0.00% 0	5.41% 2	37	3.86

Q36 Rosary Academy provides enriching programs for students to develop their gifts and talents and enhance their creative, artistic, social/emotional, physical, and spiritual potential.

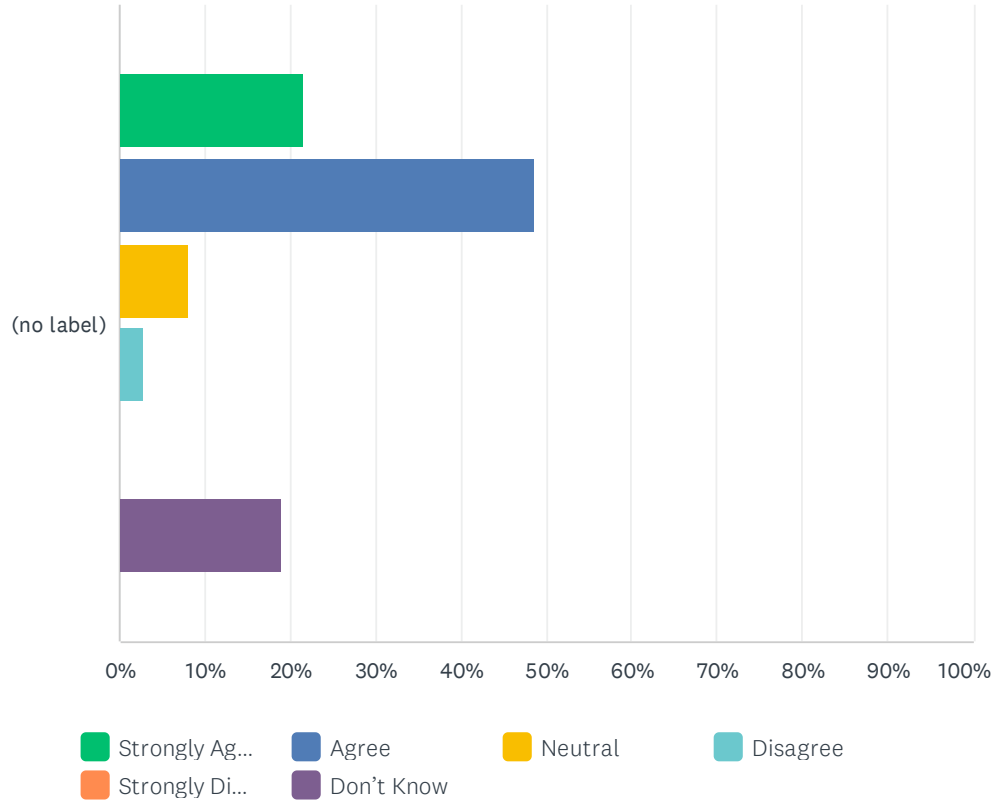
Answered: 37 Skipped: 0



	STRONGLY AGREE	AGREE	NEUTRAL	DISAGREE	STRONGLY DISAGREE	DON'T KNOW	TOTAL	WEIGHTED AVERAGE
(no label)	35.14% 13	56.76% 21	2.70% 1	2.70% 1	2.70% 1	0.00% 0	37	4.19

### Q37 Rosary Academy provides opportunities for parents/guardians to be involved in the education of their children.

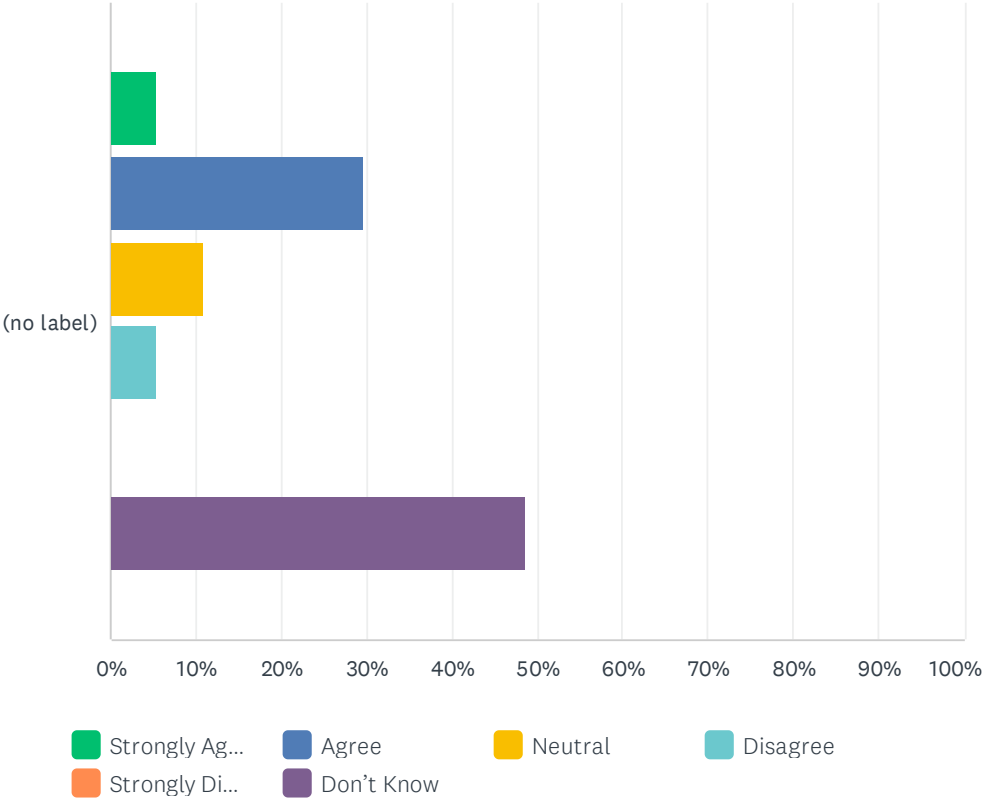
Answered: 37 Skipped: 0



	STRONGLY AGREE	AGREE	NEUTRAL	DISAGREE	STRONGLY DISAGREE	DON'T KNOW	TOTAL	WEIGHTED AVERAGE
(no label)	21.62% 8	48.65% 18	8.11% 3	2.70% 1	0.00% 0	18.92% 7	37	3.32

### Q38 Rosary Academy's financial plan results from a collaborative process including expert advisors.

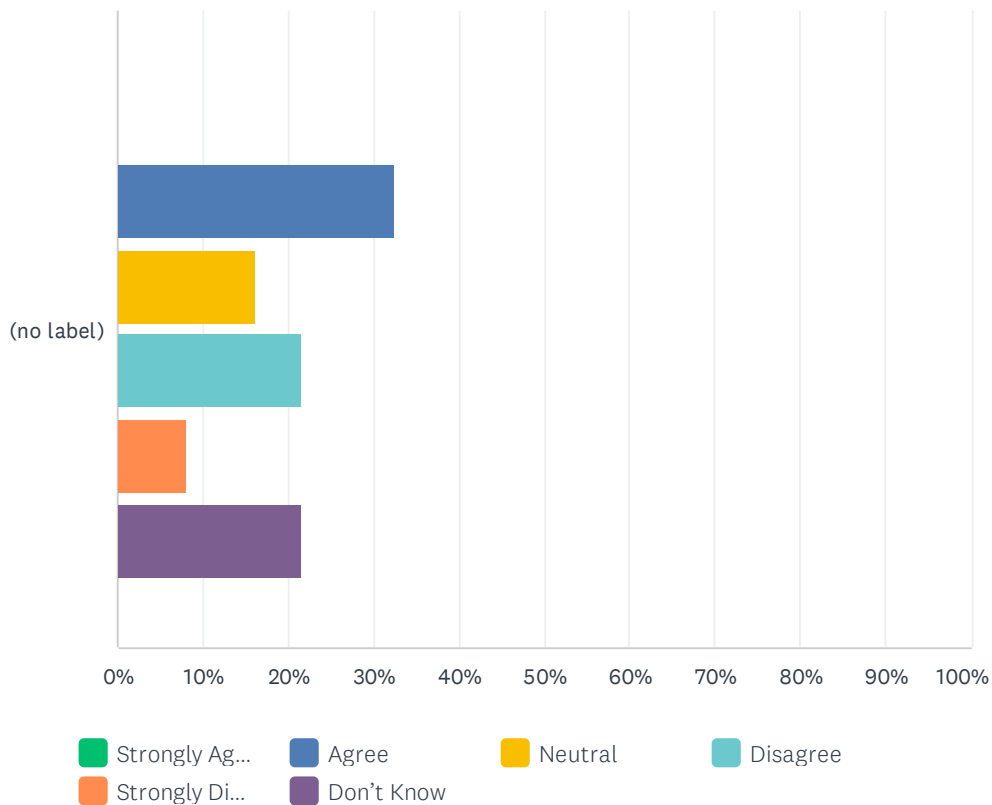
Answered: 37 Skipped: 0



	STRONGLY AGREE	AGREE	NEUTRAL	DISAGREE	STRONGLY DISAGREE	DON'T KNOW	TOTAL	WEIGHTED AVERAGE
(no label)	5.41% 2	29.73% 11	10.81% 4	5.41% 2	0.00% 0	48.65% 18	37	1.89

### Q39 Rosary Academy consistently shares its financial plan with the school community.

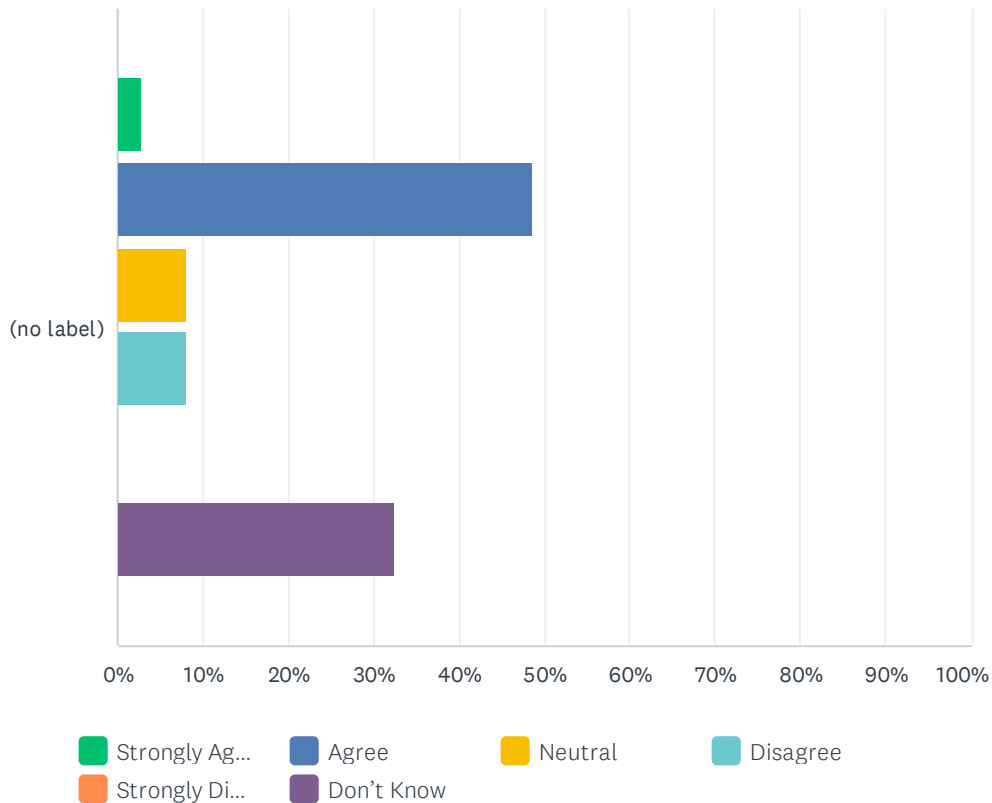
Answered: 37 Skipped: 0



	STRONGLY AGREE	AGREE	NEUTRAL	DISAGREE	STRONGLY DISAGREE	DON'T KNOW	TOTAL	WEIGHTED AVERAGE
(no label)	0.00% 0	32.43% 12	16.22% 6	21.62% 8	8.11% 3	21.62% 8	37	2.30

### Q40 Rosary Academy leaders take responsibility for ensuring that the financial plans and budgets are implemented using best practices.

Answered: 37 Skipped: 0

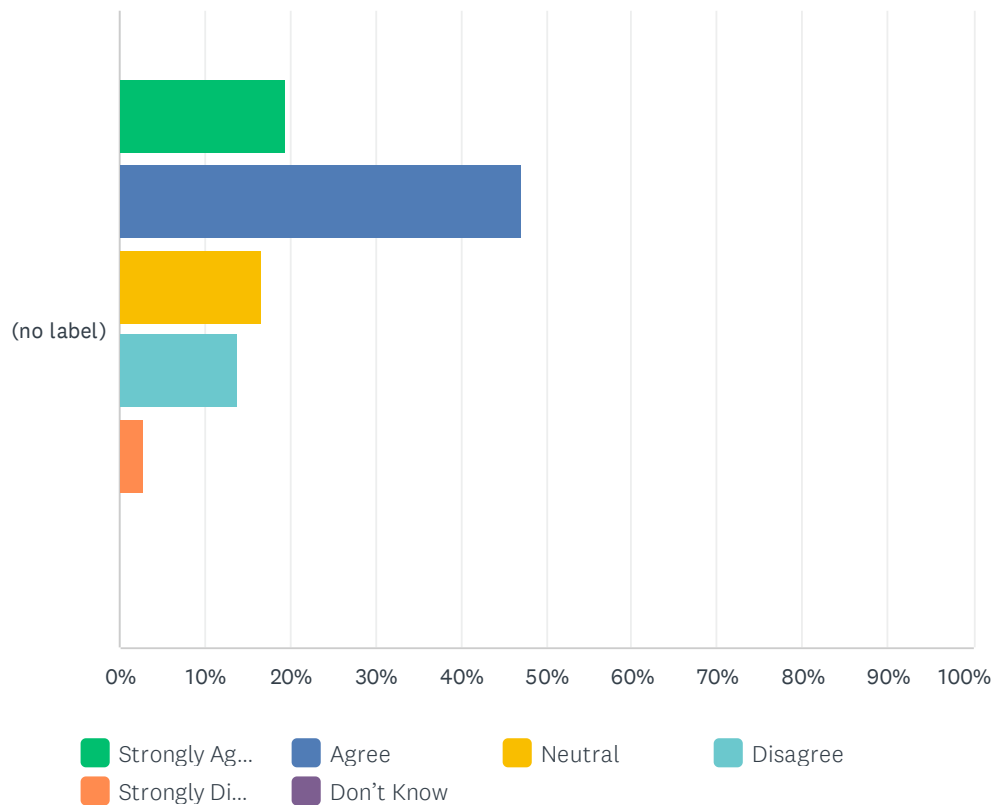


	STRONGLY AGREE	AGREE	NEUTRAL	DISAGREE	STRONGLY DISAGREE	DON'T KNOW	TOTAL	WEIGHTED AVERAGE
(no label)	2.70% 1	48.65% 18	8.11% 3	8.11% 3	0.00% 0	32.43% 12	37	2.49



## Q41 Rosary Academy treats all personnel with consistency, fairness, and justice.

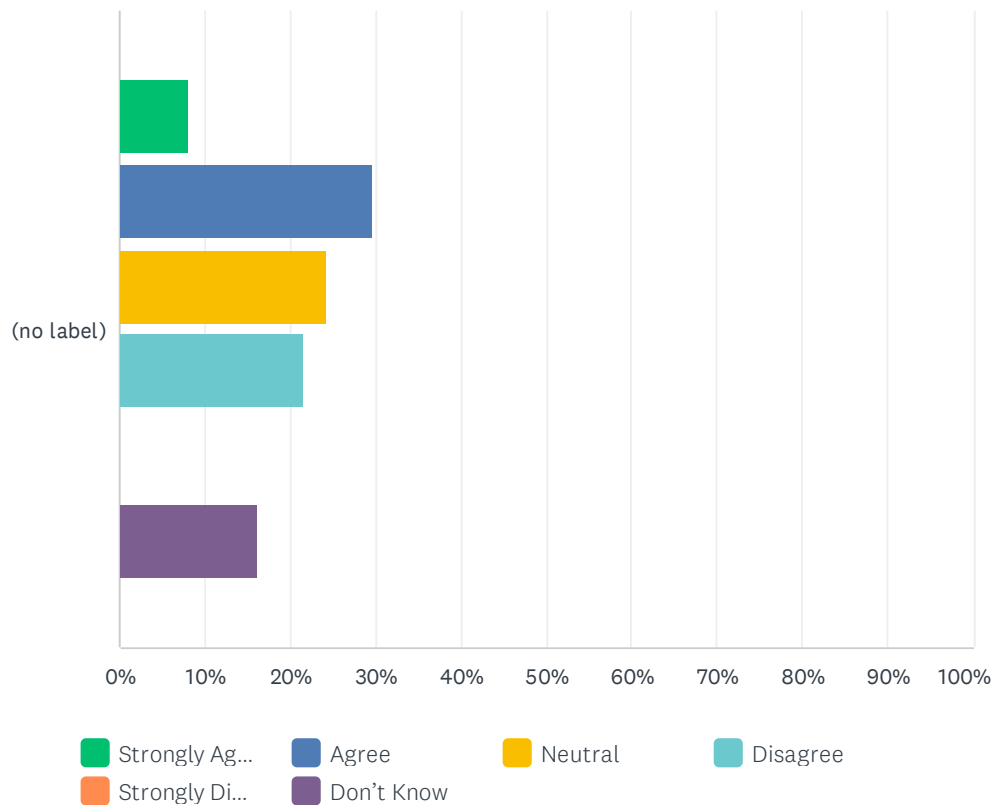
Answered: 36 Skipped: 1



	STRONGLY AGREE	AGREE	NEUTRAL	DISAGREE	STRONGLY DISAGREE	DON'T KNOW	TOTAL	WEIGHTED AVERAGE
(no label)	19.44%	47.22%	16.67%	13.89%		2.78%	0.00%	
	7	17	6	5	1	0	36	3.67

### Q42 Rosary Academy maintains and shares plans for managing facilities and equipment.

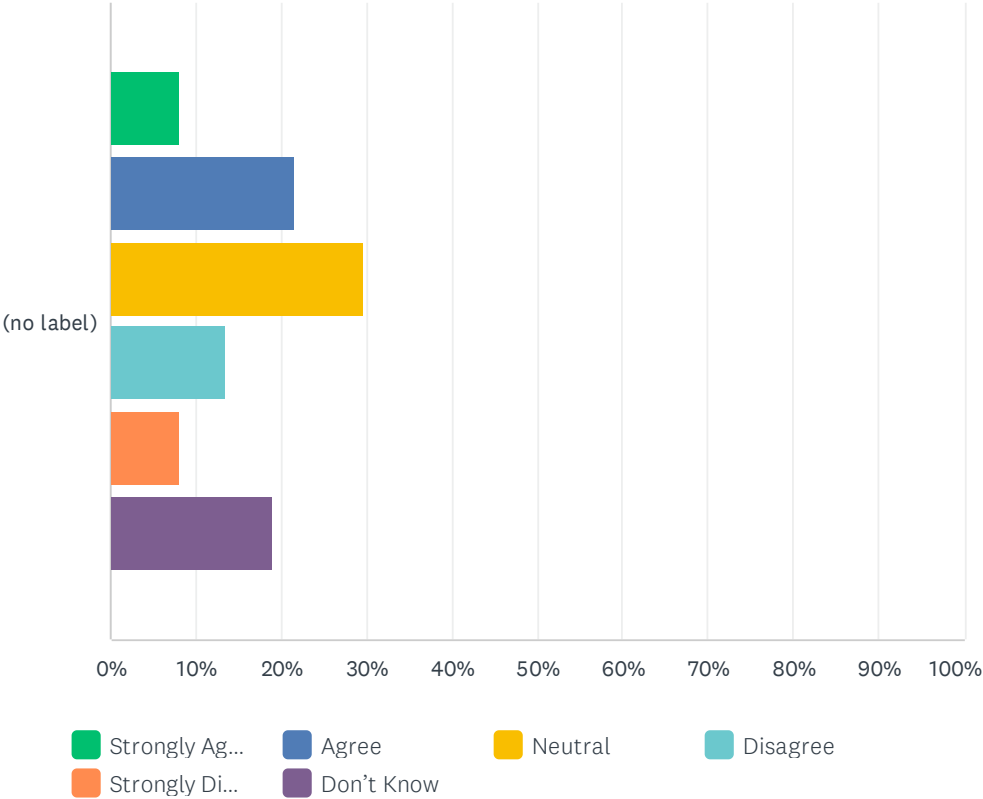
Answered: 37 Skipped: 0



	STRONGLY AGREE	AGREE	NEUTRAL	DISAGREE	STRONGLY DISAGREE	DON'T KNOW	TOTAL	WEIGHTED AVERAGE
(no label)	8.11% 3	29.73% 11	24.32% 9	21.62% 8	0.00% 0	16.22% 6	37	2.76

### Q43 Rosary Academy maintains and shares a technology management plan.

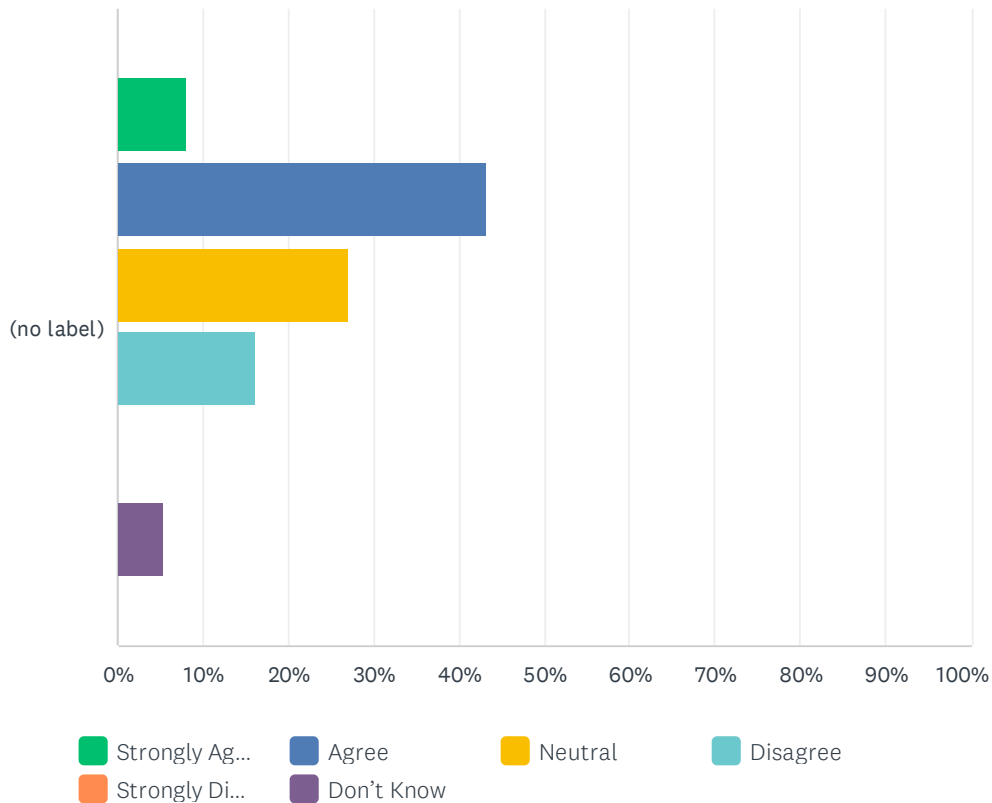
Answered: 37 Skipped: 0



	STRONGLY AGREE	AGREE	NEUTRAL	DISAGREE	STRONGLY DISAGREE	DON'T KNOW	TOTAL	WEIGHTED AVERAGE
(no label)	8.11% 3	21.62% 8	29.73% 11	13.51% 5	8.11% 3	18.92% 7	37	2.51

### Q44 Rosary Academy's facilities, equipment, and technology management plans are designed to enhance teaching and learning.

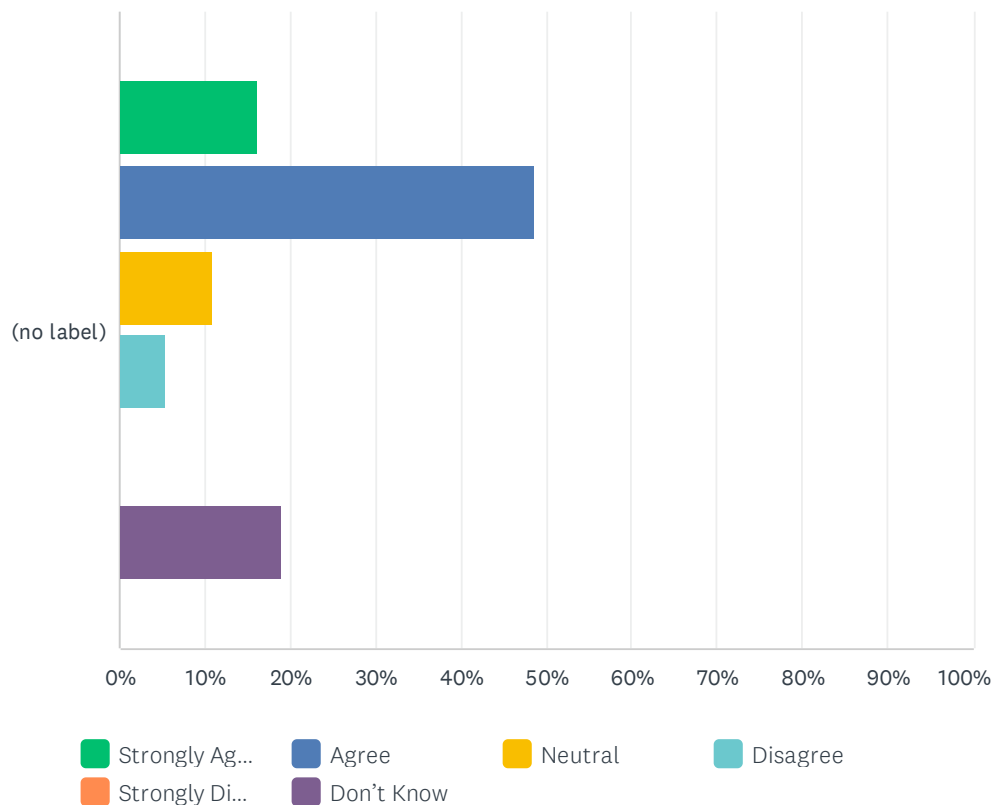
Answered: 37 Skipped: 0



	STRONGLY AGREE	AGREE	NEUTRAL	DISAGREE	STRONGLY DISAGREE	DON'T KNOW	TOTAL	WEIGHTED AVERAGE
(no label)	8.11% 3	43.24% 16	27.03% 10	16.22% 6	0.00% 0	5.41% 2	37	3.27

### Q45 Rosary Academy has an institutional advancement plan that uses current and effective strategies for communication, marketing, and development.

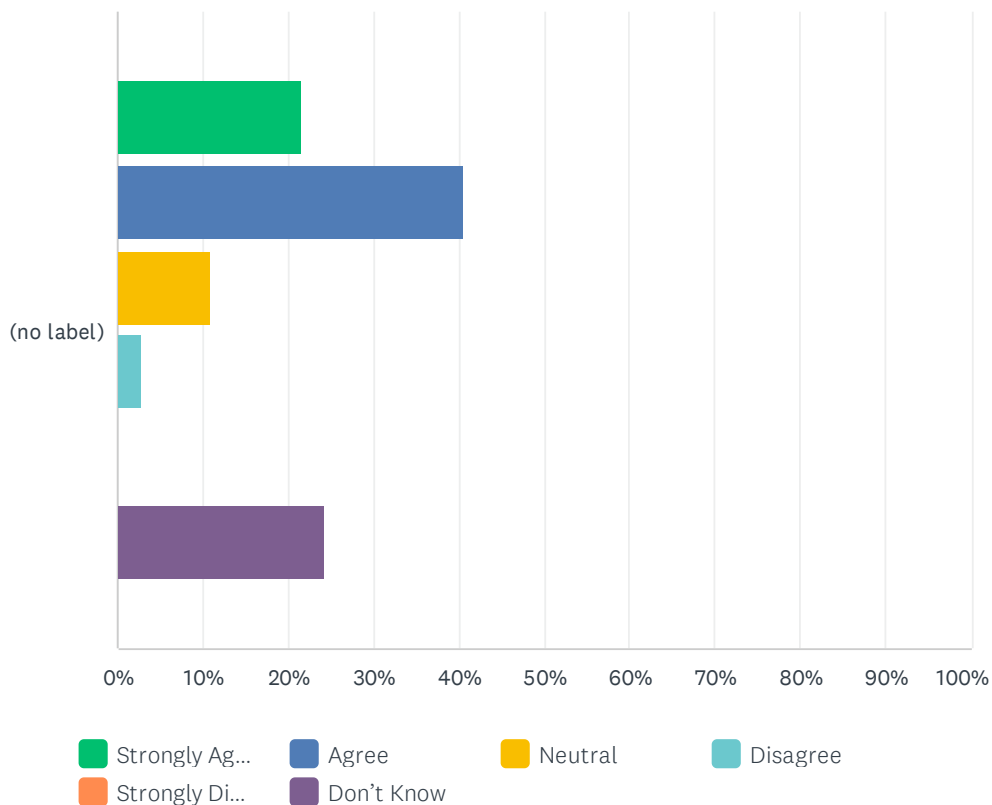
Answered: 37 Skipped: 0



	STRONGLY AGREE	AGREE	NEUTRAL	DISAGREE	STRONGLY DISAGREE	DON'T KNOW	TOTAL	WEIGHTED AVERAGE
(no label)	16.22% 6	48.65% 18	10.81% 4	5.41% 2	0.00% 0	18.92% 7	37	3.19

### Q46 Rosary Academy has an institutional advancement plan based on our mission, which uses current and effective strategies for enrollment management.

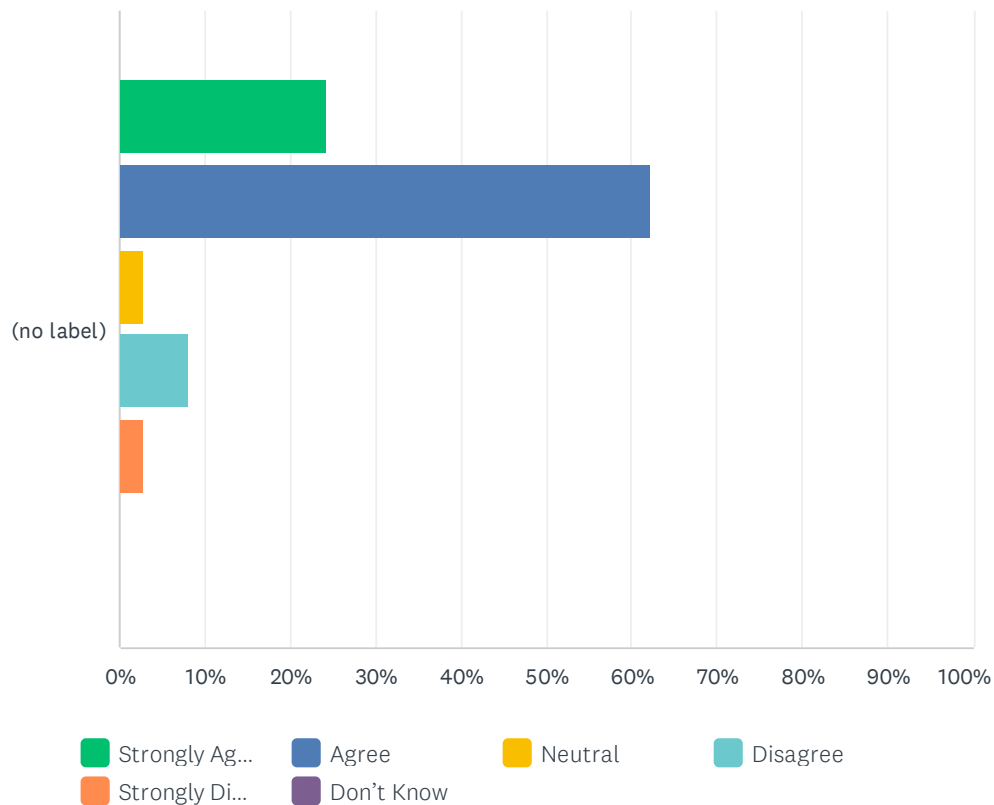
Answered: 37 Skipped: 0



	STRONGLY AGREE	AGREE	NEUTRAL	DISAGREE	STRONGLY DISAGREE	DON'T KNOW	TOTAL	WEIGHTED AVERAGE
(no label)	21.62% 8	40.54% 15	10.81% 4	2.70% 1	0.00% 0	24.32% 9	37	3.08

### Q47 Rosary Academy does a good job of attracting new students to our school.

Answered: 37 Skipped: 0



	STRONGLY AGREE	AGREE	NEUTRAL	DISAGREE	STRONGLY DISAGREE	DON'T KNOW	TOTAL	WEIGHTED AVERAGE
(no label)	24.32% 9	62.16% 23	2.70% 1	8.11% 3	2.70% 1	0.00% 0	37	3.97

**Q48 Please identify 3 of the school's areas of strength.**

Answered: 32 Skipped: 5



**Q49 Please identify 3 of the areas of growth that you believe the school should include in the Educational Improvement Plan that will be developed as a part of this accreditation process.**

Answered: 31 Skipped: 6