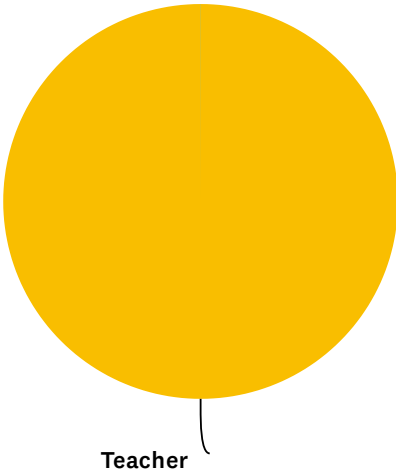


# Q1 What is your relation to Rosary Academy?

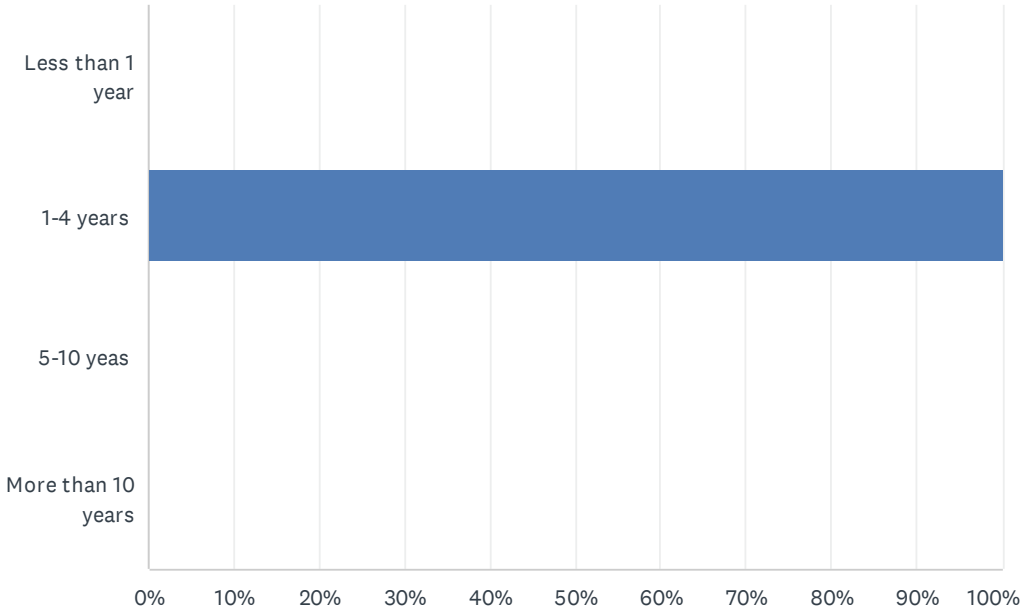
Answered: 11 Skipped: 0



ANSWER CHOICES	RESPONSES
Administrator	0.00% 0
Staff	0.00% 0
Teacher	100.00% 11
Other (please specify)	0.00% 0
TOTAL	11

## Q2 Length of service at Rosary Academy

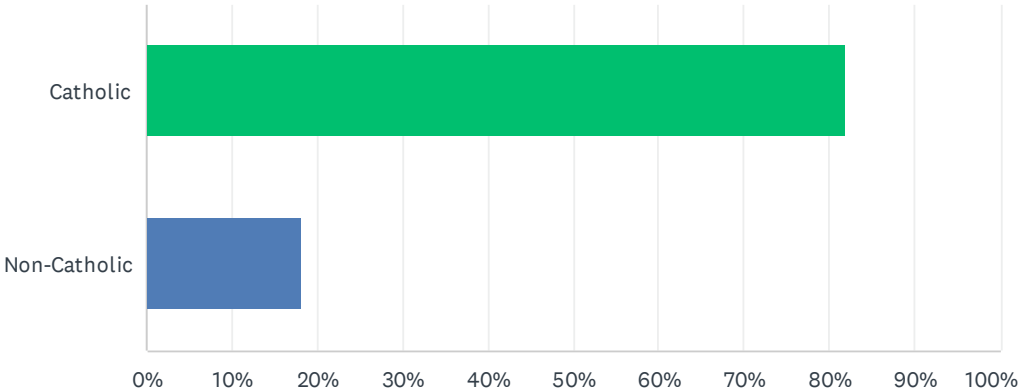
Answered: 11 Skipped: 0



ANSWER CHOICES	RESPONSES
Less than 1 year	0.00% 0
1-4 years	100.00% 11
5-10 yeas	0.00% 0
More than 10 years	0.00% 0
<b>TOTAL</b>	<b>11</b>

### Q3 Religious Affiliation

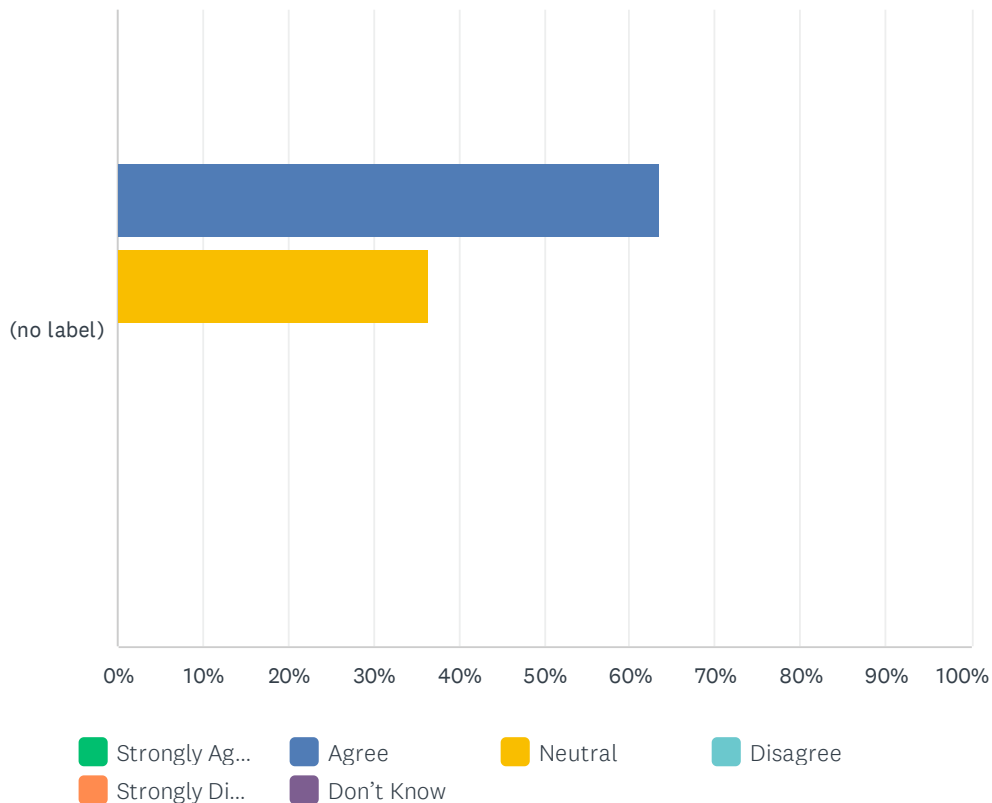
Answered: 11 Skipped: 0



ANSWER CHOICES	RESPONSES
Catholic	81.82% 9
Non-Catholic	18.18% 2
TOTAL	11

### Q4 Everyone in the Rosary Academy community- administrators, faculty, staff, students, and parents/guardians, alumnae, and supporters-knows and understands the school's mission.

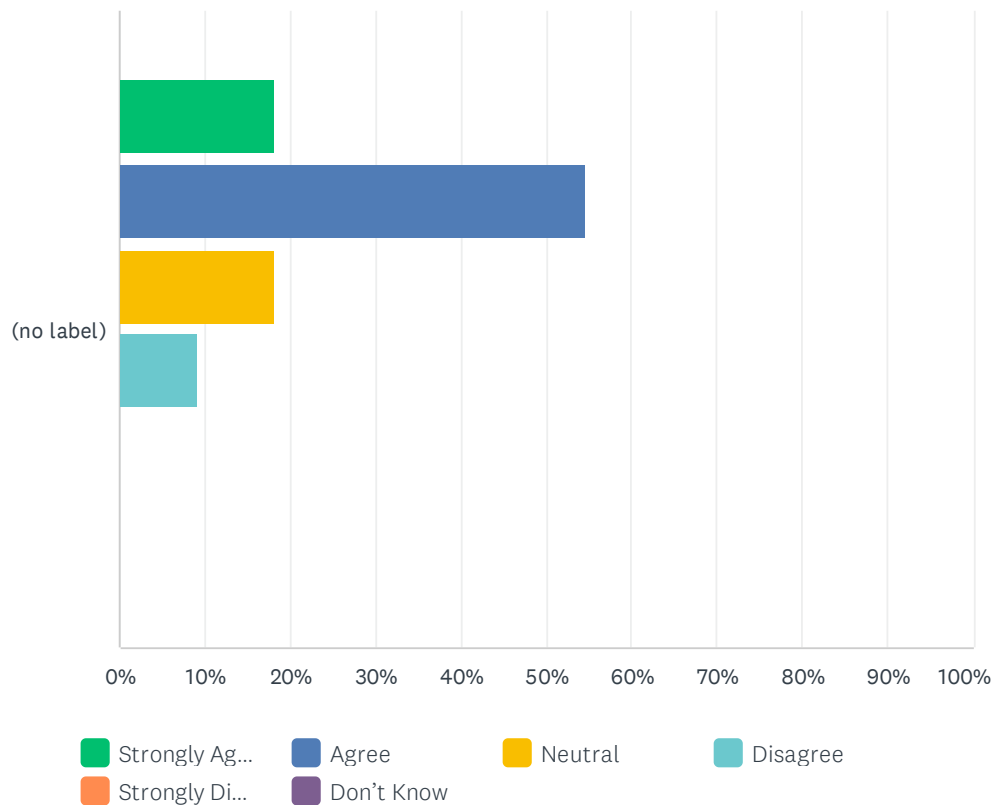
Answered: 11 Skipped: 0



	STRONGLY AGREE	AGREE	NEUTRAL	DISAGREE	STRONGLY DISAGREE	DON'T KNOW	TOTAL	WEIGHTED AVERAGE
(no label)	0.00% 0	63.64% 7	36.36% 4	0.00% 0	0.00% 0	0.00% 0	11	3.64

## Q5 Everything we do at Rosary Academy is guided and directed by our mission.

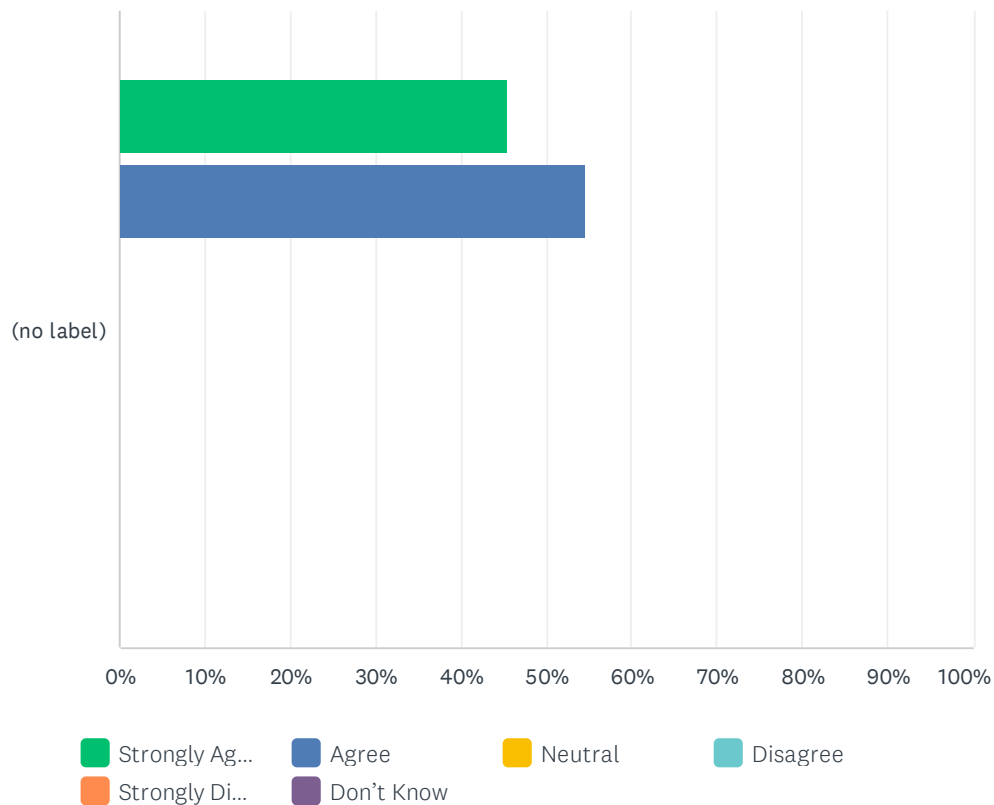
Answered: 11 Skipped: 0



	STRONGLY AGREE	AGREE	NEUTRAL	DISAGREE	STRONGLY DISAGREE	DON'T KNOW	TOTAL	WEIGHTED AVERAGE
(no label)	18.18%	54.55%	18.18%	9.09%	0.00%	0.00%	11	3.82
	2	6	2	1	0	0		

## Q6 Rosary Academy's mission statement clearly expresses a commitment to Catholic identity.

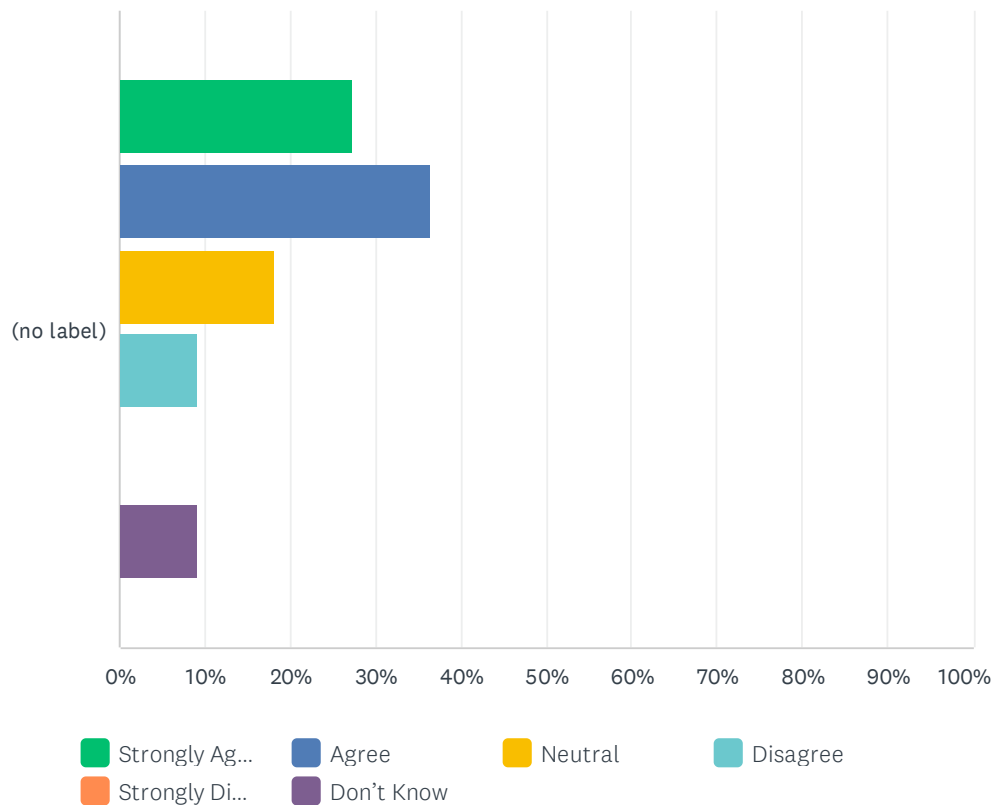
Answered: 11 Skipped: 0



	STRONGLY AGREE	AGREE	NEUTRAL	DISAGREE	STRONGLY DISAGREE	DON'T KNOW	TOTAL	WEIGHTED AVERAGE
(no label)	45.45%	54.55%	0.00%	0.00%	0.00%	0.00%	11	4.45
	5	6	0	0	0	0		

### Q7 Rosary Academy provides an academically rigorous Catholic religion program taught by qualified teachers.

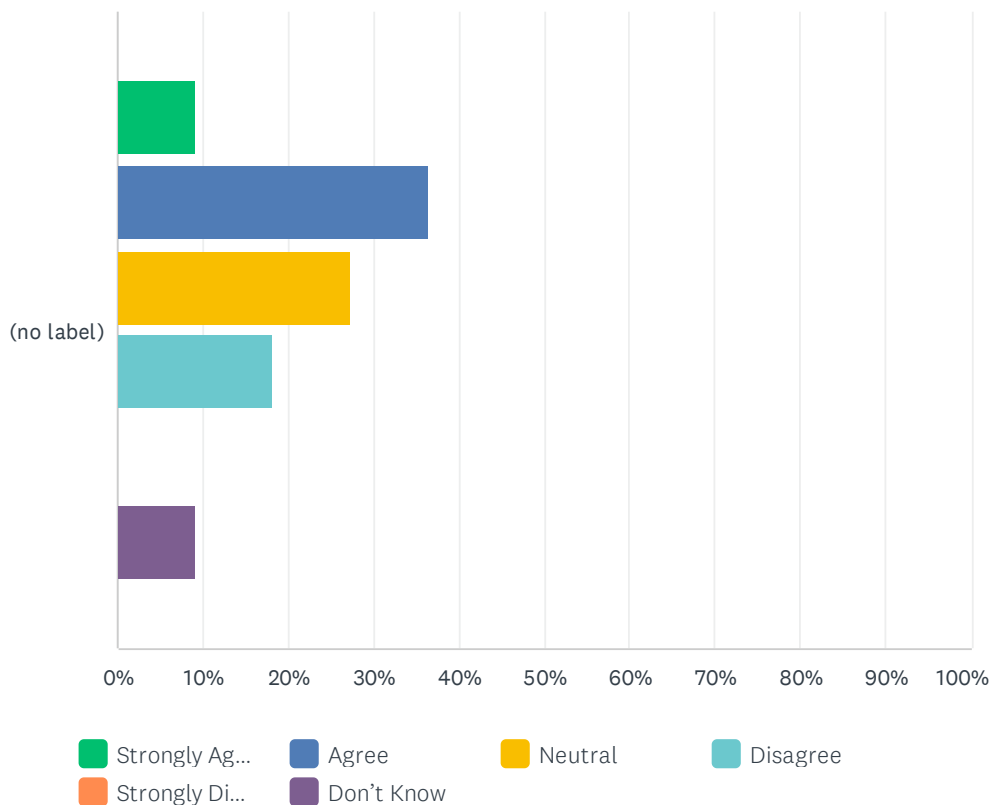
Answered: 11 Skipped: 0



	STRONGLY AGREE	AGREE	NEUTRAL	DISAGREE	STRONGLY DISAGREE	DON'T KNOW	TOTAL	WEIGHTED AVERAGE
(no label)	27.27% 3	36.36% 4	18.18% 2	9.09% 1	0.00% 0	9.09% 1	11	3.55

### Q8 In all subjects, teachers help students think critically and ethically about the world around them, using the lens of Gospel values and Catholic doctrine and beliefs.

Answered: 11 Skipped: 0

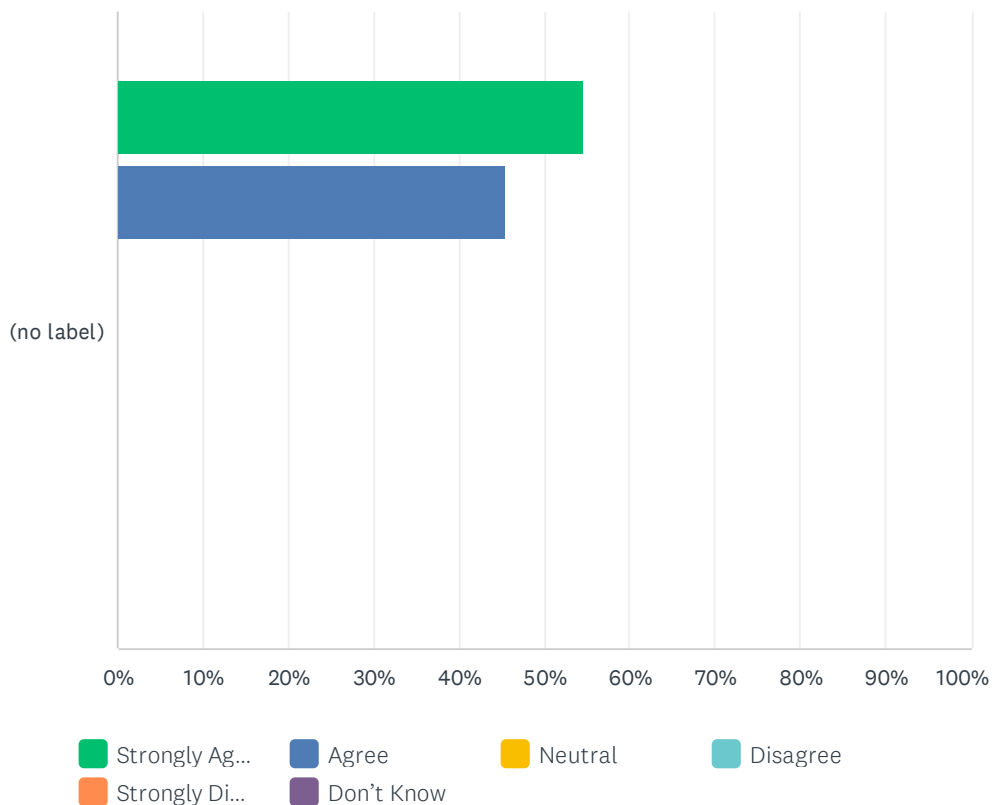


	STRONGLY AGREE	AGREE	NEUTRAL	DISAGREE	STRONGLY DISAGREE	DON'T KNOW	TOTAL	WEIGHTED AVERAGE
(no label)	9.09% 1	36.36% 4	27.27% 3	18.18% 2	0.00% 0	9.09% 1	11	3.09



### Q9 Rosary Academy provides opportunities outside the classroom for students' faith formation and participation in retreats, prayer, Mass, sacraments, and other spiritual experiences.

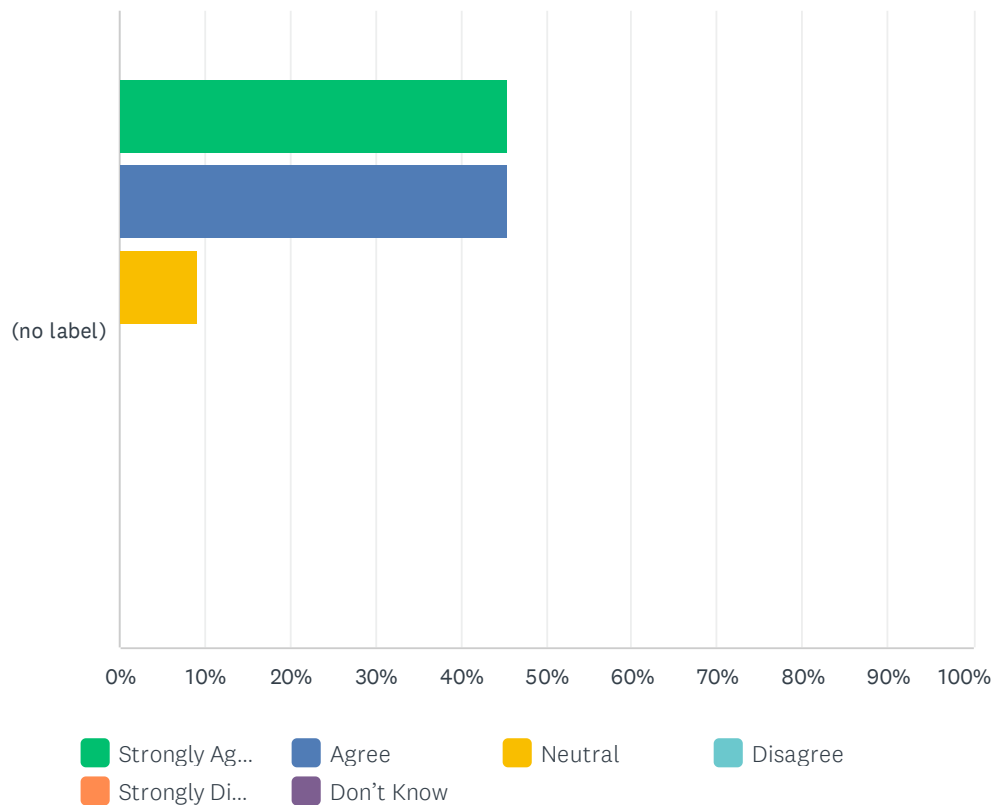
Answered: 11 Skipped: 0



	STRONGLY AGREE	AGREE	NEUTRAL	DISAGREE	STRONGLY DISAGREE	DON'T KNOW	TOTAL	WEIGHTED AVERAGE
(no label)	54.55% 6	45.45% 5	0.00% 0	0.00% 0	0.00% 0	0.00% 0	11	4.55

### Q10 Rosary Academy provides opportunities outside the classroom for students to participate in service activities.

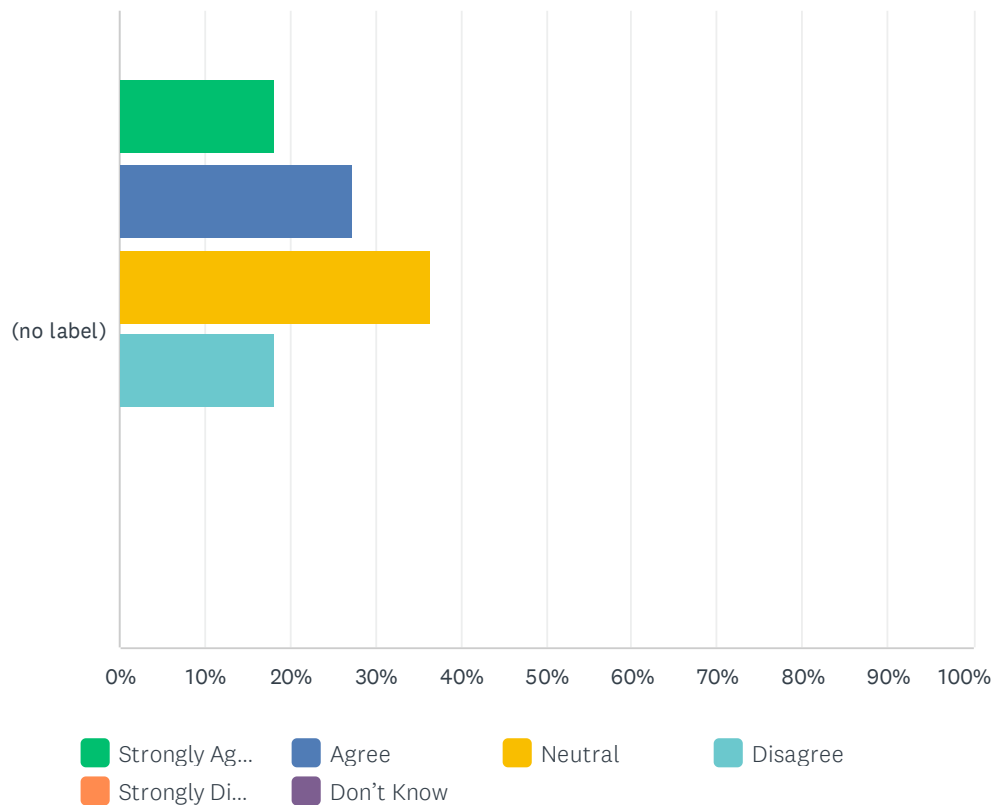
Answered: 11 Skipped: 0



	STRONGLY AGREE	AGREE	NEUTRAL	DISAGREE	STRONGLY DISAGREE	DON'T KNOW	TOTAL	WEIGHTED AVERAGE
(no label)	45.45%	45.45%	9.09%	0.00%	0.00%	0.00%	11	4.36
	5	5	1	0	0	0		

### Q11 Administrators, faculty and staff serve as role models of faith and service to students.

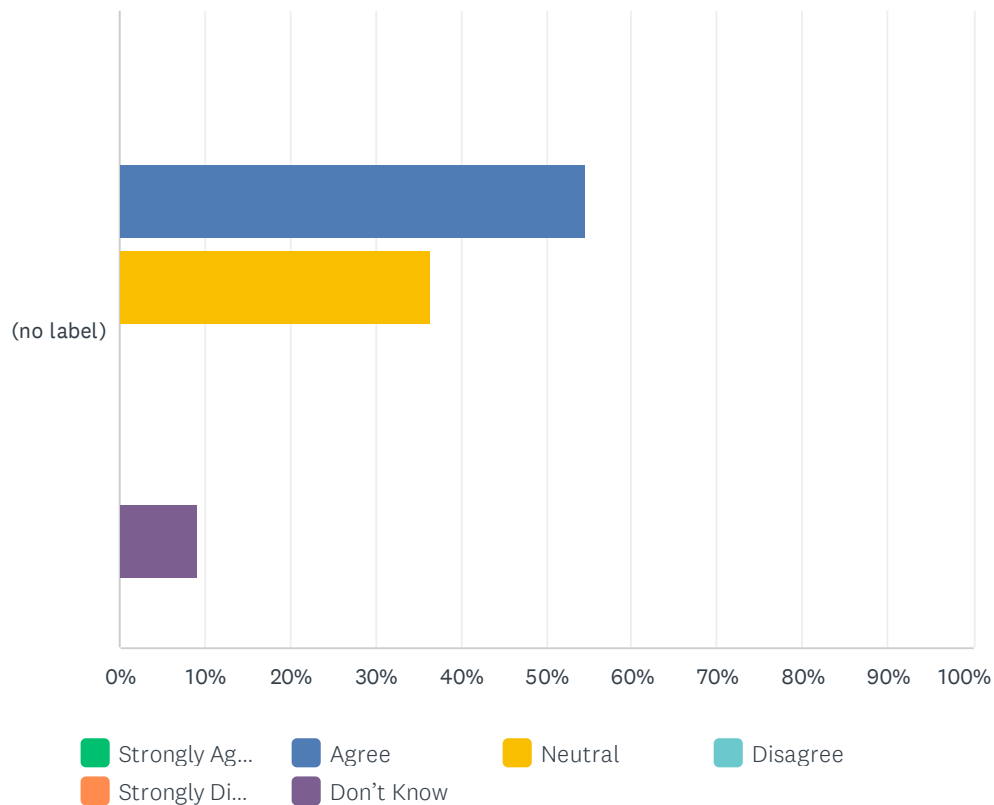
Answered: 11 Skipped: 0



	STRONGLY AGREE	AGREE	NEUTRAL	DISAGREE	STRONGLY DISAGREE	DON'T KNOW	TOTAL	WEIGHTED AVERAGE
(no label)	18.18% 2	27.27% 3	36.36% 4	18.18% 2	0.00% 0	0.00% 0	11	3.45

## Q12 Rosary Academy provides opportunities for faith formation for faculty and staff.

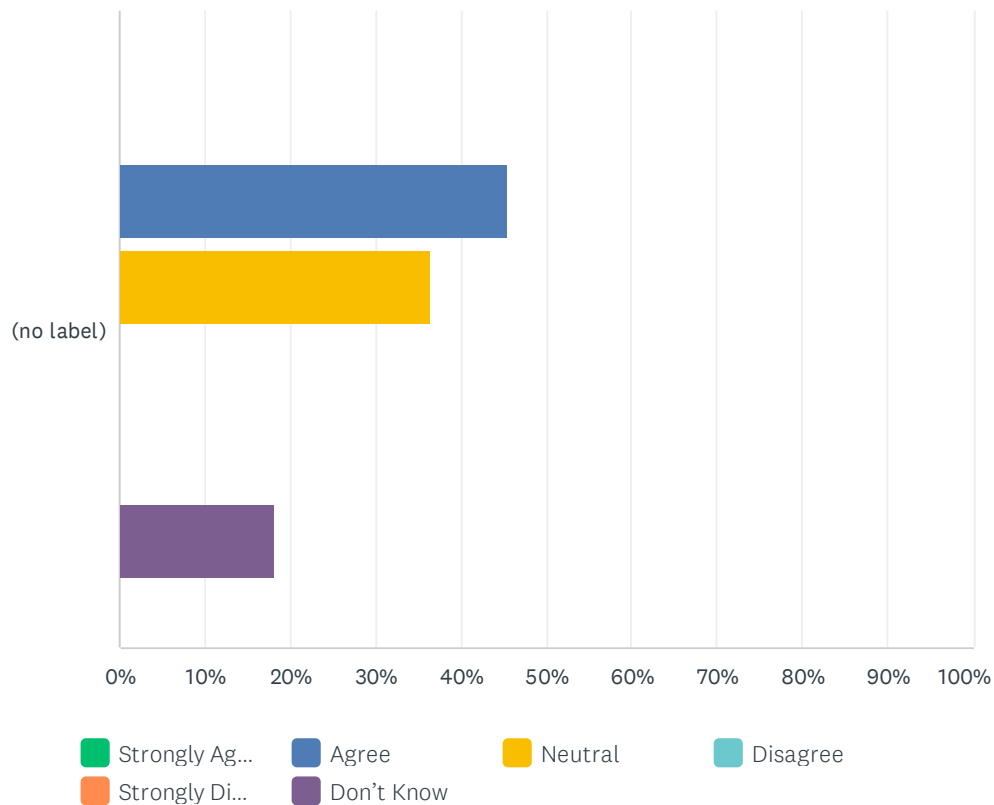
Answered: 11 Skipped: 0



	STRONGLY AGREE	AGREE	NEUTRAL	DISAGREE	STRONGLY DISAGREE	DON'T KNOW	TOTAL	WEIGHTED AVERAGE
(no label)	0.00% 0	54.55% 6	36.36% 4	0.00% 0	0.00% 0	9.09% 1	11	3.27

### Q13 Rosary Academy provides opportunities for faith formation for parents/guardians and other adult members of the school community.

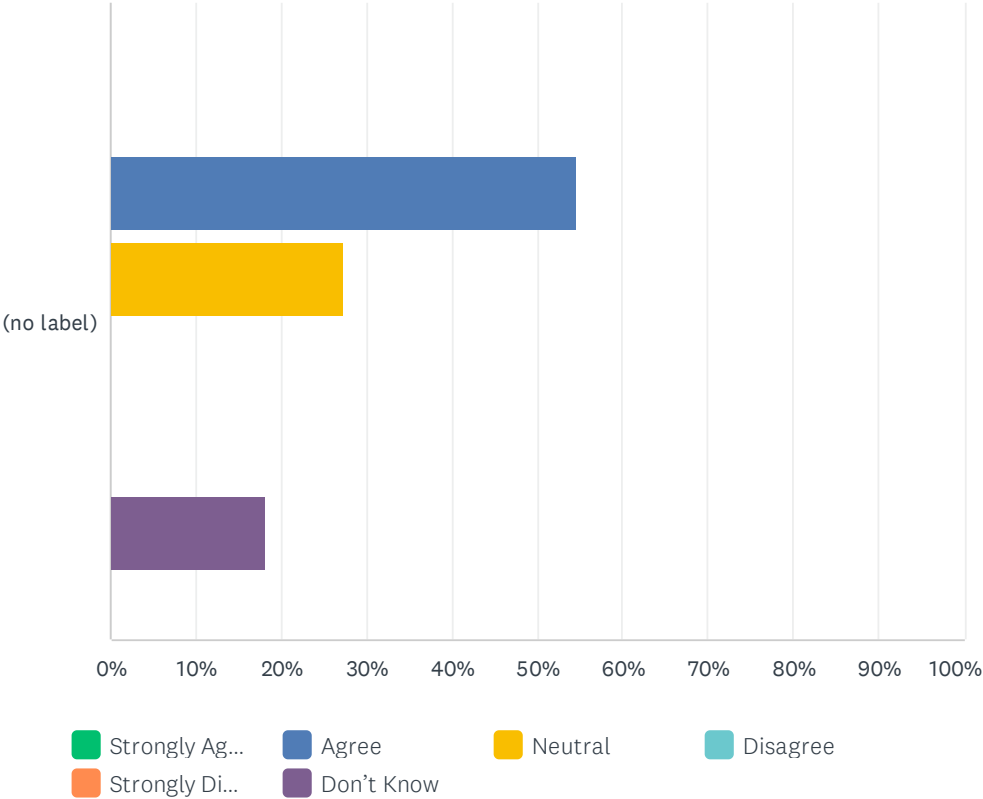
Answered: 11 Skipped: 0



	STRONGLY AGREE	AGREE	NEUTRAL	DISAGREE	STRONGLY DISAGREE	DON'T KNOW	TOTAL	WEIGHTED AVERAGE
(no label)	0.00% 0	45.45% 5	36.36% 4	0.00% 0	0.00% 0	18.18% 2	11	2.91

### Q14 Rosary Academy helps parents/guardians support the faith life of their child.

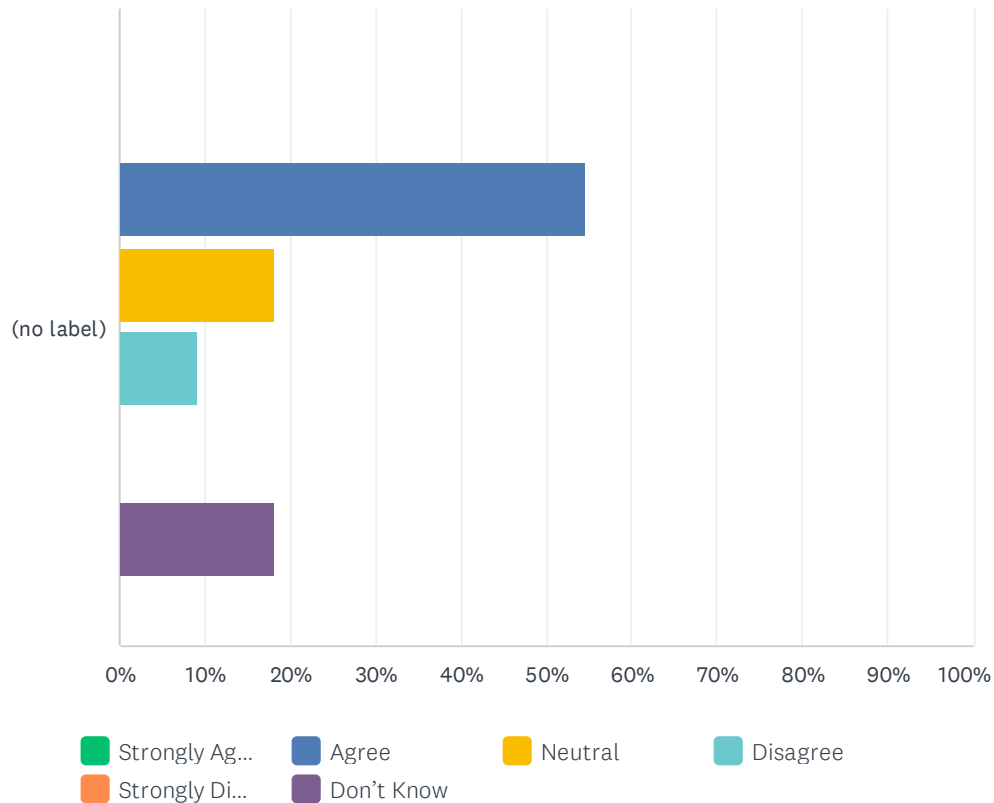
Answered: 11 Skipped: 0



	STRONGLY AGREE	AGREE	NEUTRAL	DISAGREE	STRONGLY DISAGREE	DON'T KNOW	TOTAL	WEIGHTED AVERAGE
(no label)	0.00% 0	54.55% 6	27.27% 3	0.00% 0	0.00% 0	18.18% 2	11	3.00

### Q15 Rosary Academy provides opportunities for adult members of the school community to participate in service activities.

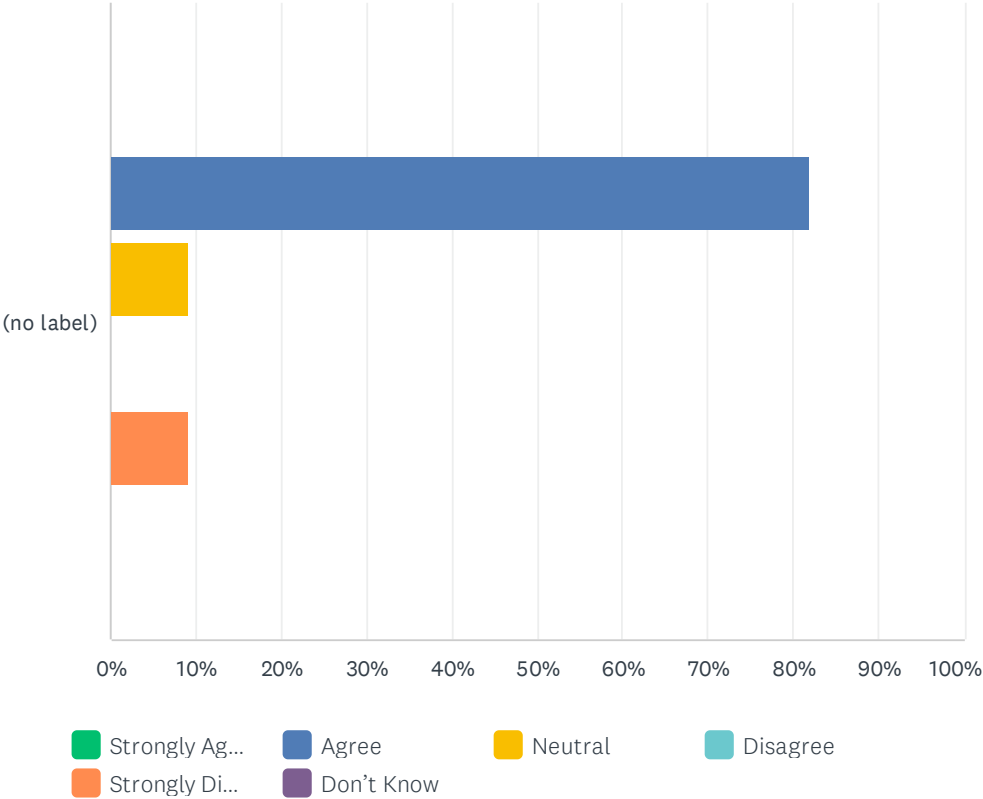
Answered: 11 Skipped: 0



	STRONGLY AGREE	AGREE	NEUTRAL	DISAGREE	STRONGLY DISAGREE	DON'T KNOW	TOTAL	WEIGHTED AVERAGE
(no label)	0.00% 0	54.55% 6	18.18% 2	9.09% 1	0.00% 0	18.18% 2	11	2.91

### Q16 The faculty and staff in the school support the faith life of the school community.

Answered: 11 Skipped: 0

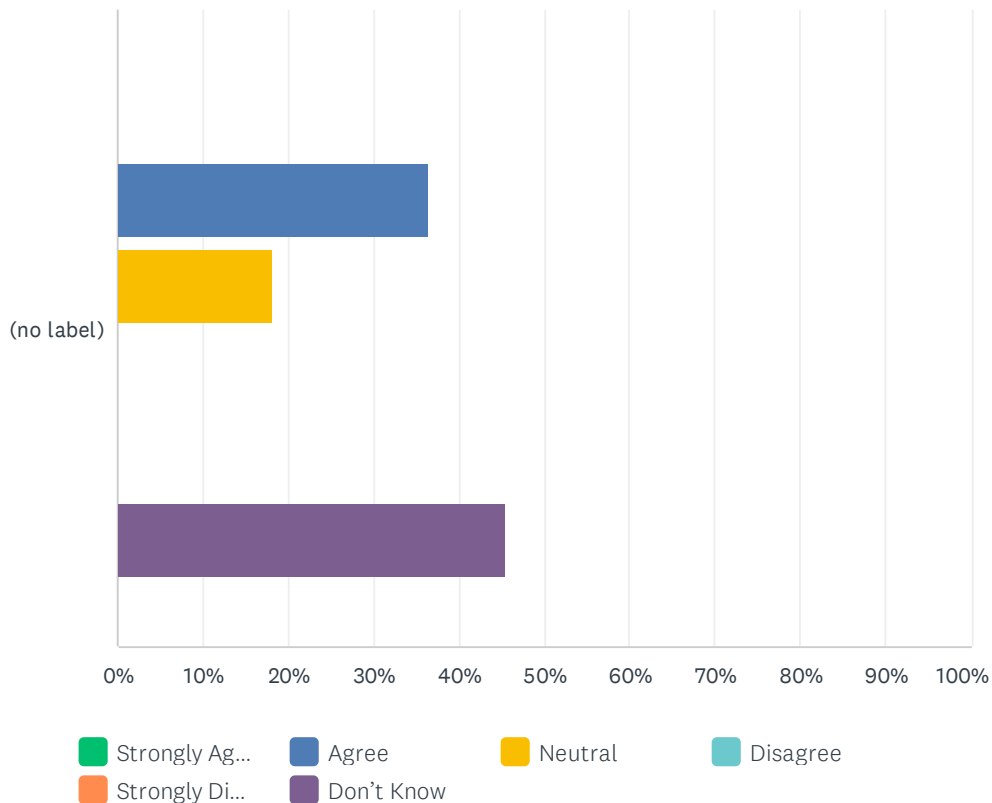


	STRONGLY AGREE	AGREE	NEUTRAL	DISAGREE	STRONGLY DISAGREE	DON'T KNOW	TOTAL	WEIGHTED AVERAGE
(no label)	0.00% 0	81.82% 9	9.09% 1	0.00% 0	9.09% 1	0.00% 0	11	3.64



Q17 There is a person or group (such as a consultative board) who collaborates with the school administration to make or recommend decisions for the success of the school.

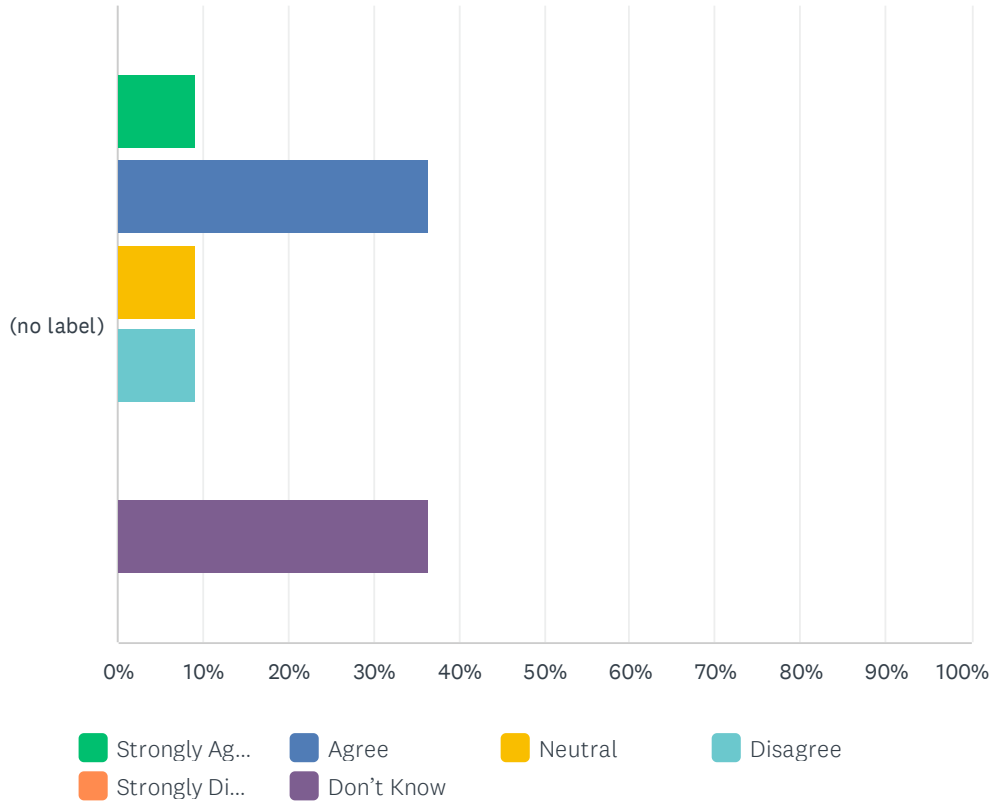
Answered: 11 Skipped: 0



	STRONGLY AGREE	AGREE	NEUTRAL	DISAGREE	STRONGLY DISAGREE	DON'T KNOW	TOTAL	WEIGHTED AVERAGE
(no label)	0.00% 0	36.36% 4	18.18% 2	0.00% 0	0.00% 0	45.45% 5	11	2.00

Q18 A person or group (such as a consultative board), in collaboration with the school administration, takes responsibility for monitoring that the school is faithful to its mission, academically excellent, and sound in its business decisions.

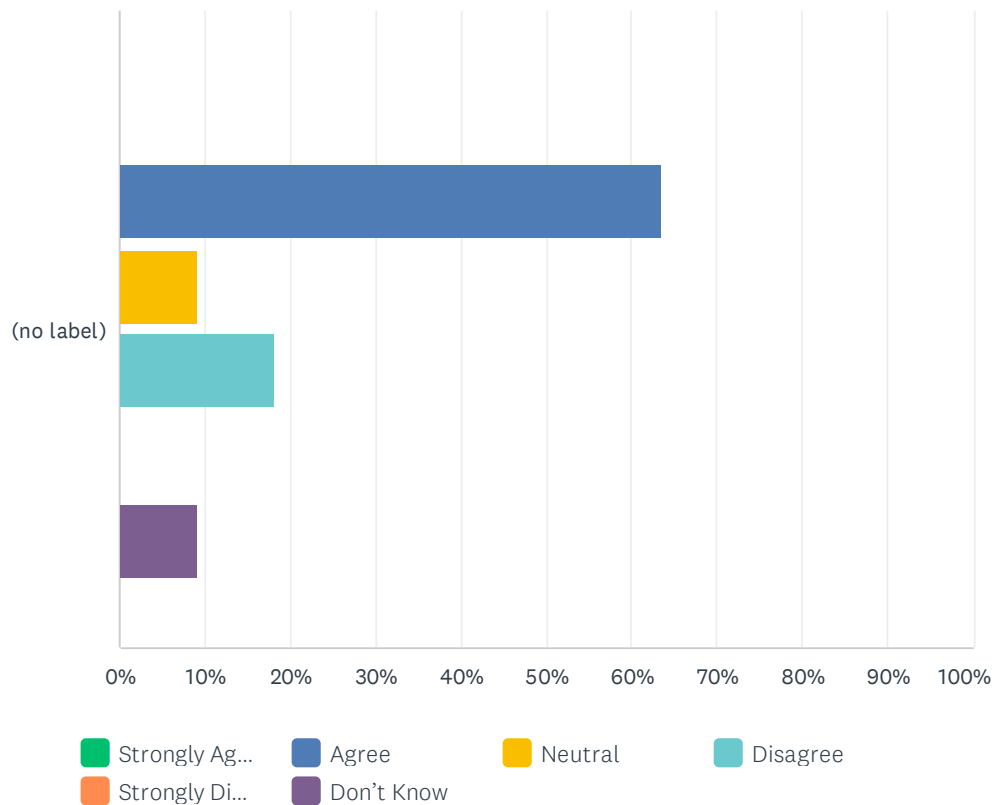
Answered: 11 Skipped: 0



	STRONGLY AGREE	AGREE	NEUTRAL	DISAGREE	STRONGLY DISAGREE	DON'T KNOW	TOTAL	WEIGHTED AVERAGE
(no label)	9.09%	36.36%	9.09%	9.09%	0.00%	36.36%	11	2.36
	1	4	1	1	0	4		

## Q19 Rosary Academy administration effectively carries out its responsibilities in the areas of faith formation and instructional leadership.

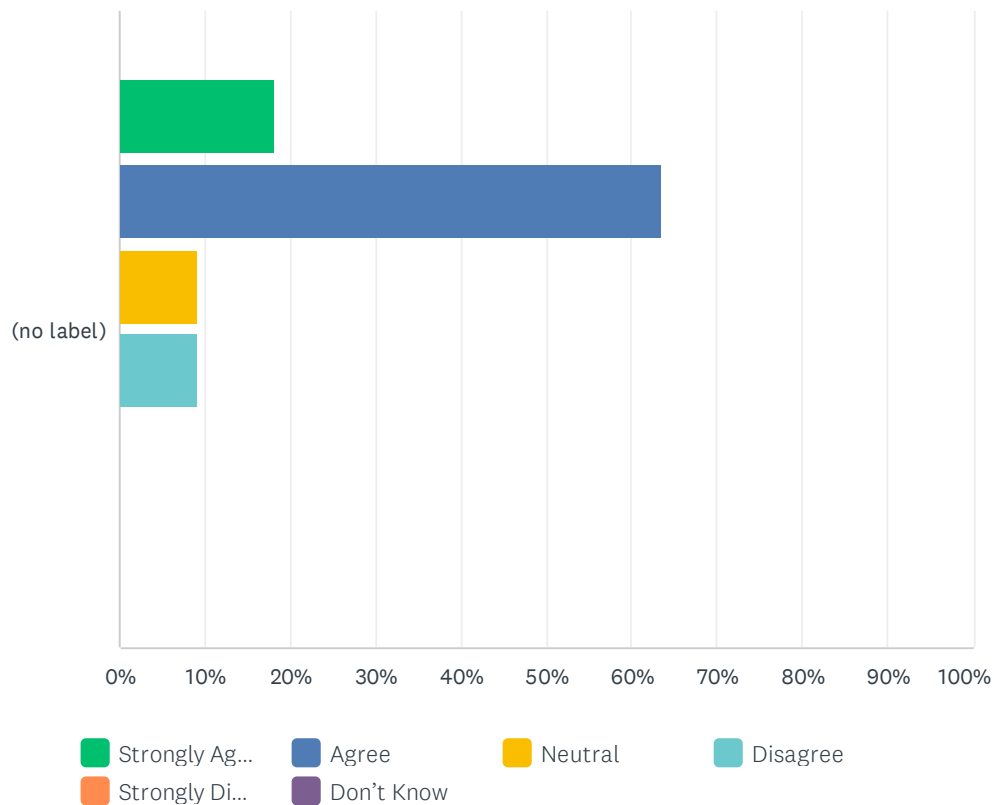
Answered: 11 Skipped: 0



	STRONGLY AGREE	AGREE	NEUTRAL	DISAGREE	STRONGLY DISAGREE	DON'T KNOW	TOTAL	WEIGHTED AVERAGE
(no label)	0.00% 0	63.64% 7	9.09% 1	18.18% 2	0.00% 0	9.09% 1	11	3.18

## Q20 Rosary Academy administration has the authority to realize and implement the school's mission and vision.

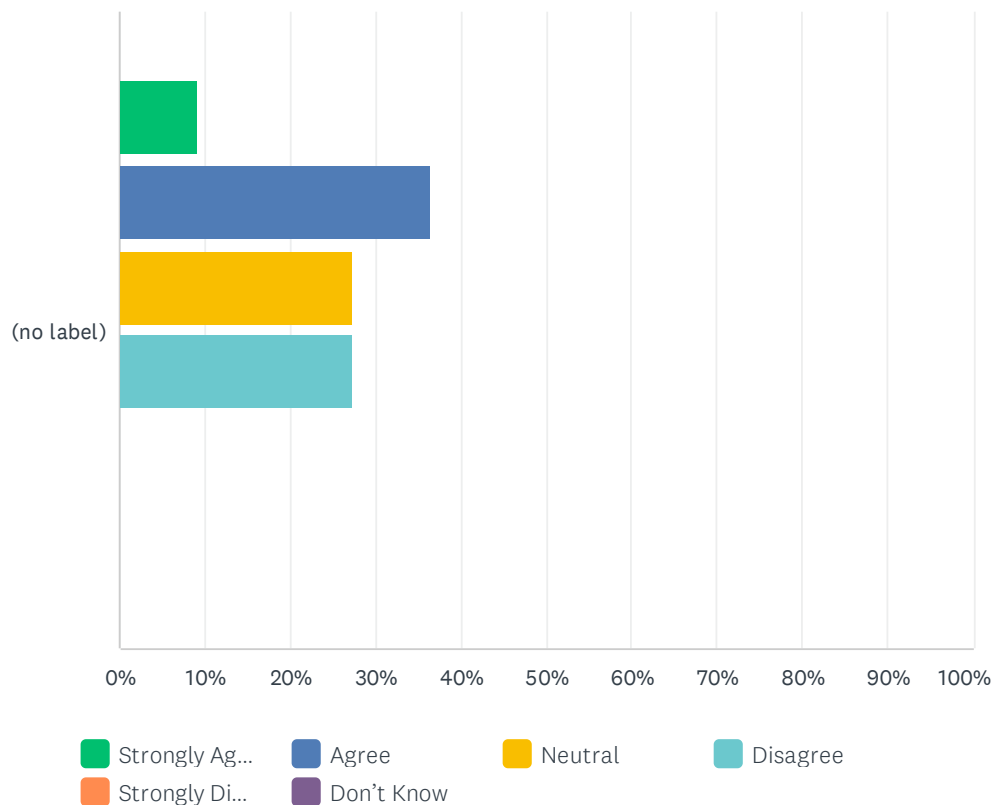
Answered: 11 Skipped: 0



	STRONGLY AGREE	AGREE	NEUTRAL	DISAGREE	STRONGLY DISAGREE	DON'T KNOW	TOTAL	WEIGHTED AVERAGE
(no label)	18.18% 2	63.64% 7	9.09% 1	9.09% 1	0.00% 0	0.00% 0	11	3.91

## Q21 Rosary Academy administration involves all members of the school community to ensure a school culture that embodies the mission and vision.

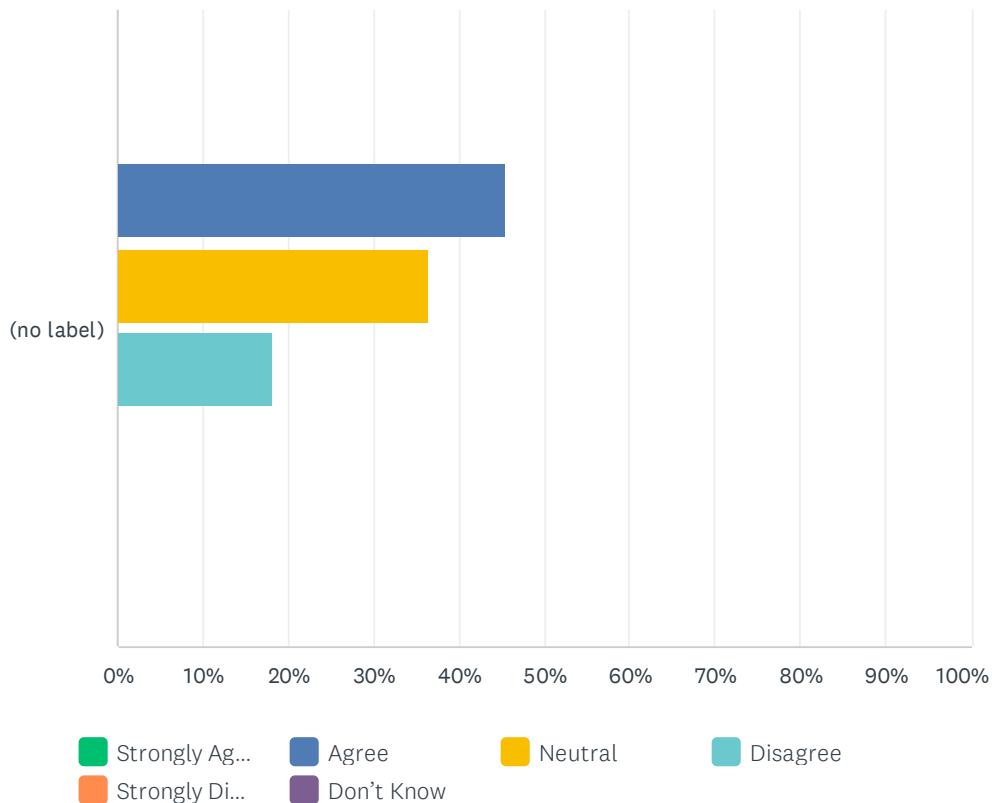
Answered: 11 Skipped: 0



	STRONGLY AGREE	AGREE	NEUTRAL	DISAGREE	STRONGLY DISAGREE	DON'T KNOW	TOTAL	WEIGHTED AVERAGE
(no label)	9.09% 1	36.36% 4	27.27% 3	27.27% 3	0.00% 0	0.00% 0	11	3.27

## Q22 Rosary Academy administration takes responsibility for the development and oversight of school programs, personnel, and school operations.

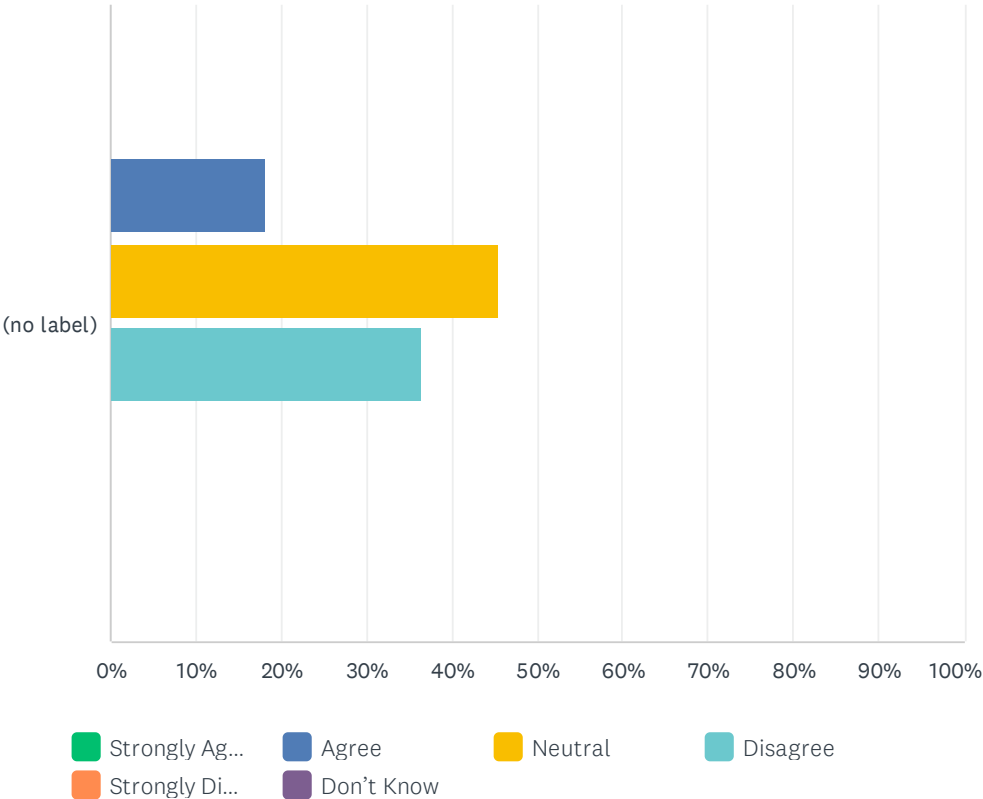
Answered: 11 Skipped: 0



	STRONGLY AGREE	AGREE	NEUTRAL	DISAGREE	STRONGLY DISAGREE	DON'T KNOW	TOTAL	WEIGHTED AVERAGE
(no label)	0.00% 0	45.45% 5	36.36% 4	18.18% 2	0.00% 0	0.00% 0	11	3.27

### Q23 Rosary Academy has a strong culture of collaboration on all levels within the school to advance excellence.

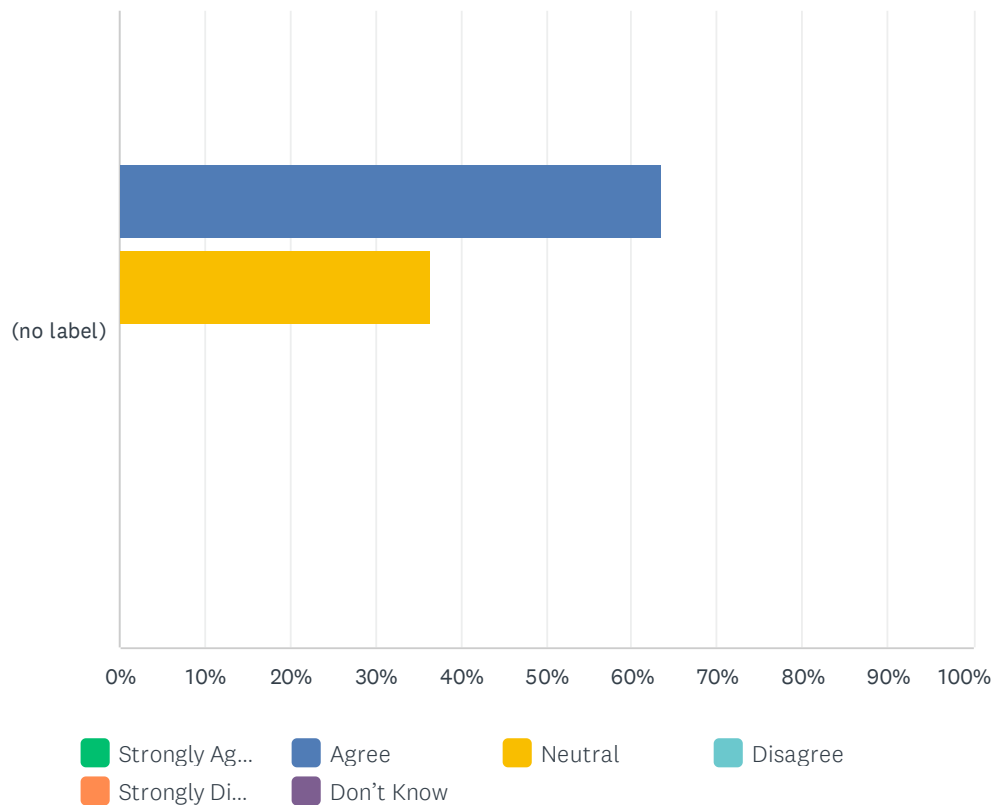
Answered: 11 Skipped: 0



	STRONGLY AGREE	AGREE	NEUTRAL	DISAGREE	STRONGLY DISAGREE	DON'T KNOW	TOTAL	WEIGHTED AVERAGE
(no label)	0.00% 0	18.18% 2	45.45% 5	36.36% 4	0.00% 0	0.00% 0	11	2.82

## Q24 Rosary Academy has a clearly articulated rigorous curriculum infused with Gospel values that prepare students for life and work.

Answered: 11 Skipped: 0

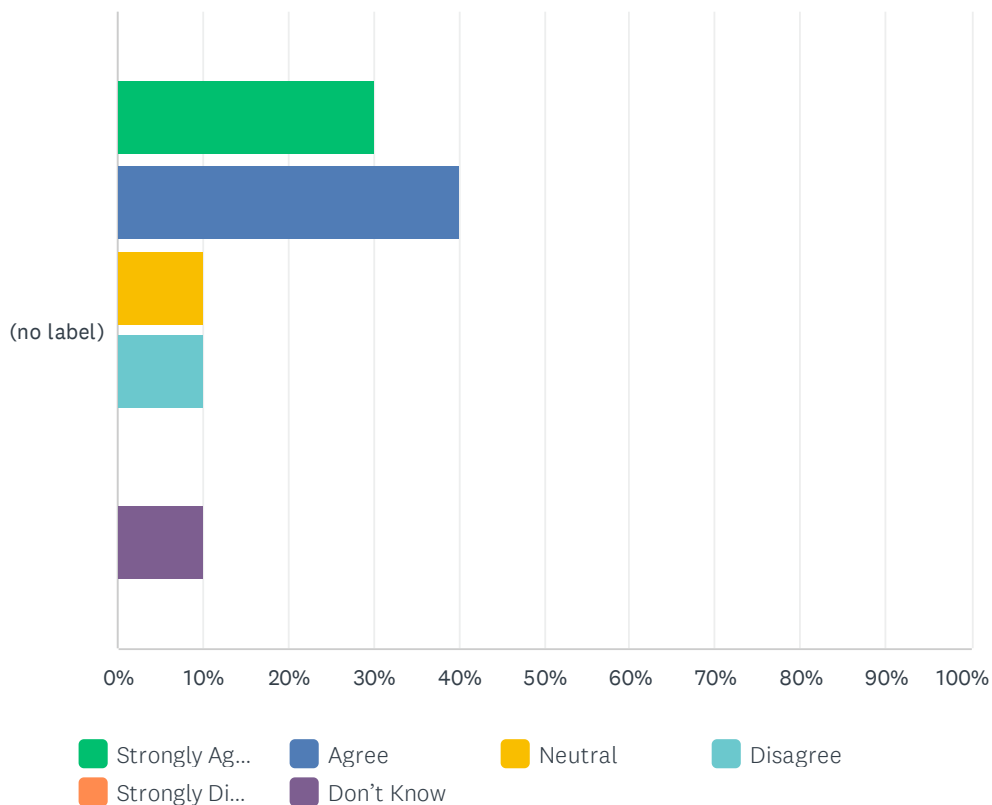


	STRONGLY AGREE	AGREE	NEUTRAL	DISAGREE	STRONGLY DISAGREE	DON'T KNOW	TOTAL	WEIGHTED AVERAGE
(no label)	0.00% 0	63.64% 7	36.36% 4	0.00% 0	0.00% 0	0.00% 0	11	3.64



### Q25 In classes at Rosary Academy, students spend most of their time-solving problems, discussing ideas, creating their own work, reading, writing, speaking, and researching.

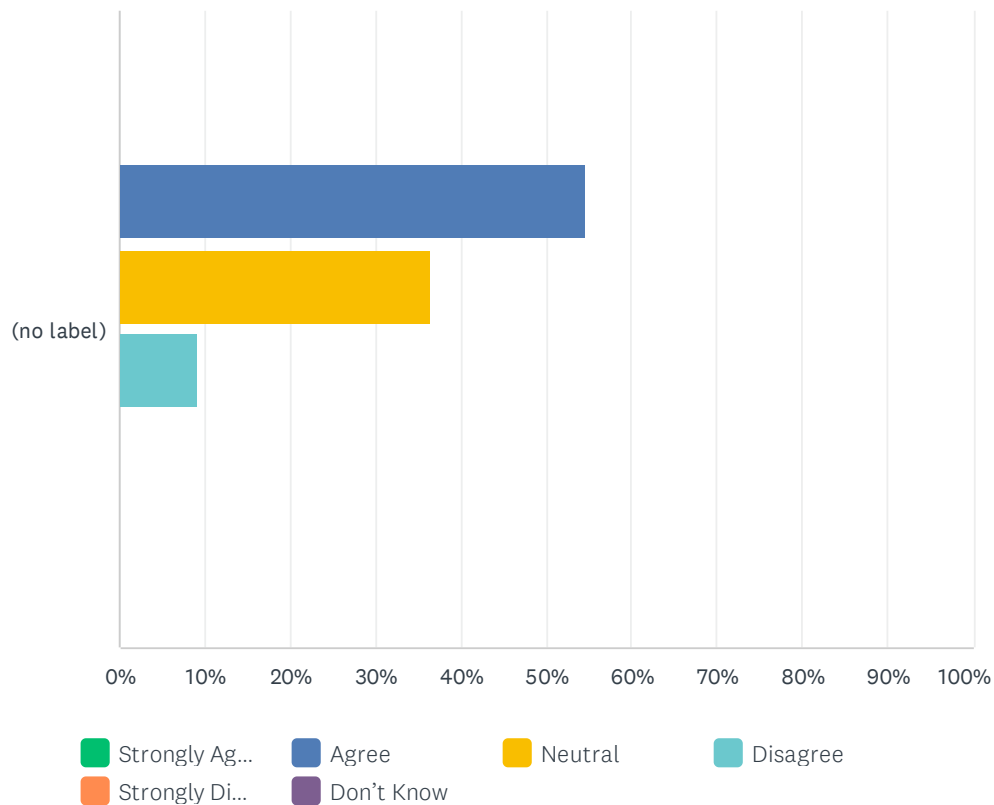
Answered: 10 Skipped: 1



	STRONGLY AGREE	AGREE	NEUTRAL	DISAGREE	STRONGLY DISAGREE	DON'T KNOW	TOTAL	WEIGHTED AVERAGE
(no label)	30.00% 3	40.00% 4	10.00% 1	10.00% 1	0.00% 0	10.00% 1	10	3.60

### Q26 The curriculum and instruction at Rosary Academy prepares students to be capable and critical users of media and technology.

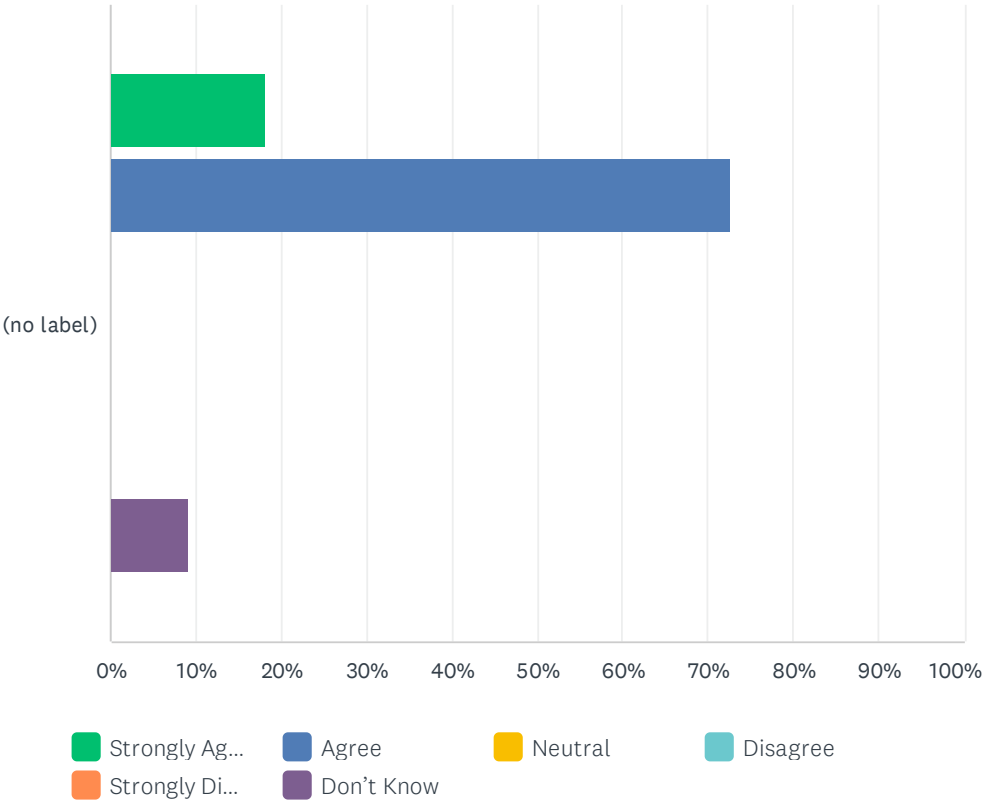
Answered: 11 Skipped: 0



	STRONGLY AGREE	AGREE	NEUTRAL	DISAGREE	STRONGLY DISAGREE	DON'T KNOW	TOTAL	WEIGHTED AVERAGE
(no label)	0.00% 0	54.55% 6	36.36% 4	9.09% 1	0.00% 0	0.00% 0	11	3.45

### Q27 Teachers use effective instruction to deliver the curriculum.

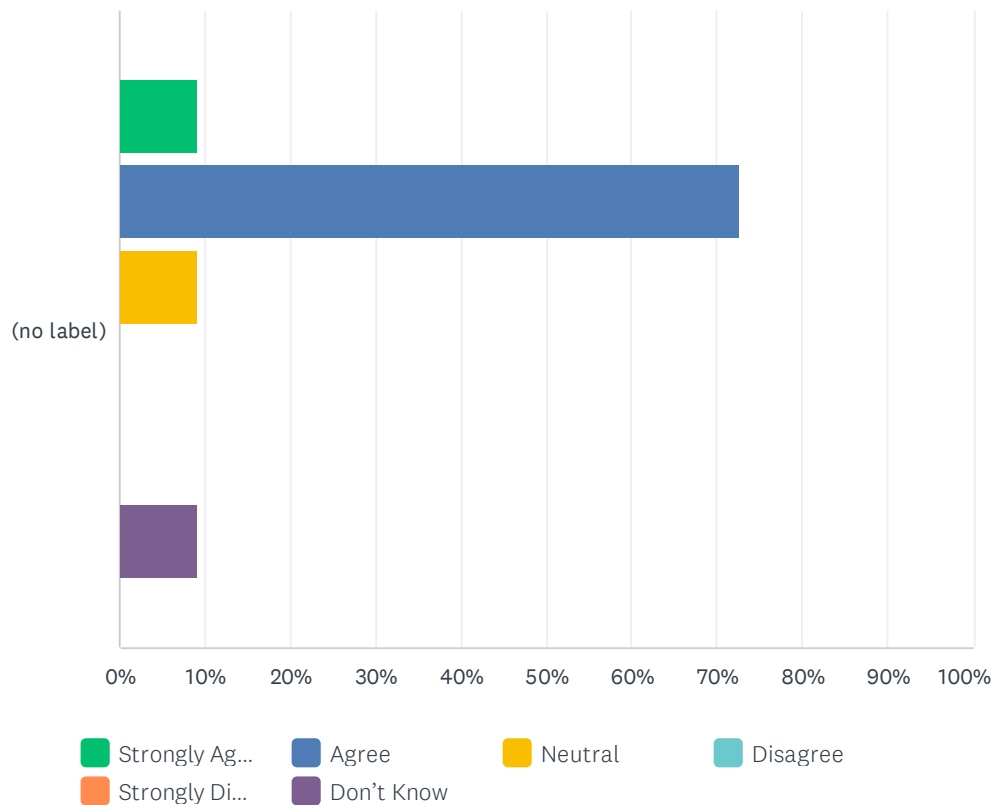
Answered: 11 Skipped: 0



	STRONGLY AGREE	AGREE	NEUTRAL	DISAGREE	STRONGLY DISAGREE	DON'T KNOW	TOTAL	WEIGHTED AVERAGE
(no label)	18.18%	72.73%	0.00%	0.00%	0.00%	9.09%	11	3.82
	2	8	0	0	0	1		

### Q28 At Rosary Academy, teachers use different teaching approaches to meet the diverse needs of all students.

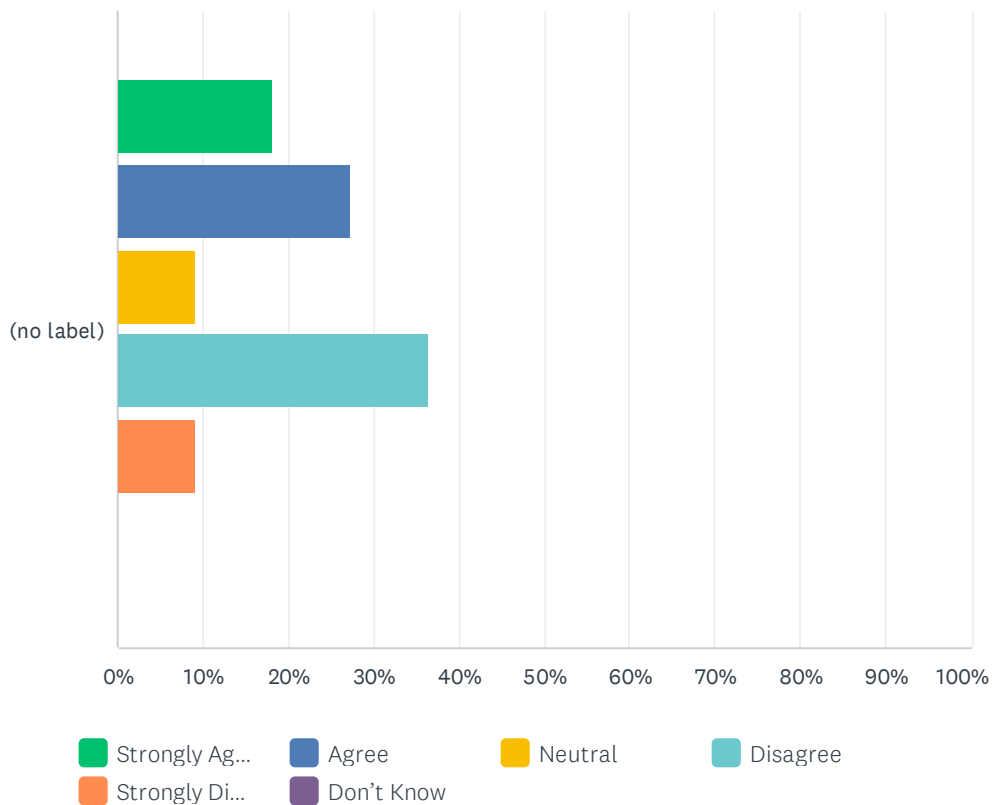
Answered: 11 Skipped: 0



	STRONGLY AGREE	AGREE	NEUTRAL	DISAGREE	STRONGLY DISAGREE	DON'T KNOW	TOTAL	WEIGHTED AVERAGE
(no label)	9.09% 1	72.73% 8	9.09% 1	0.00% 0	0.00% 0	9.09% 1	11	3.64

Q29 At Rosary Academy, teachers collaborate systematically and regularly to increase student achievement and improve teaching effectiveness.

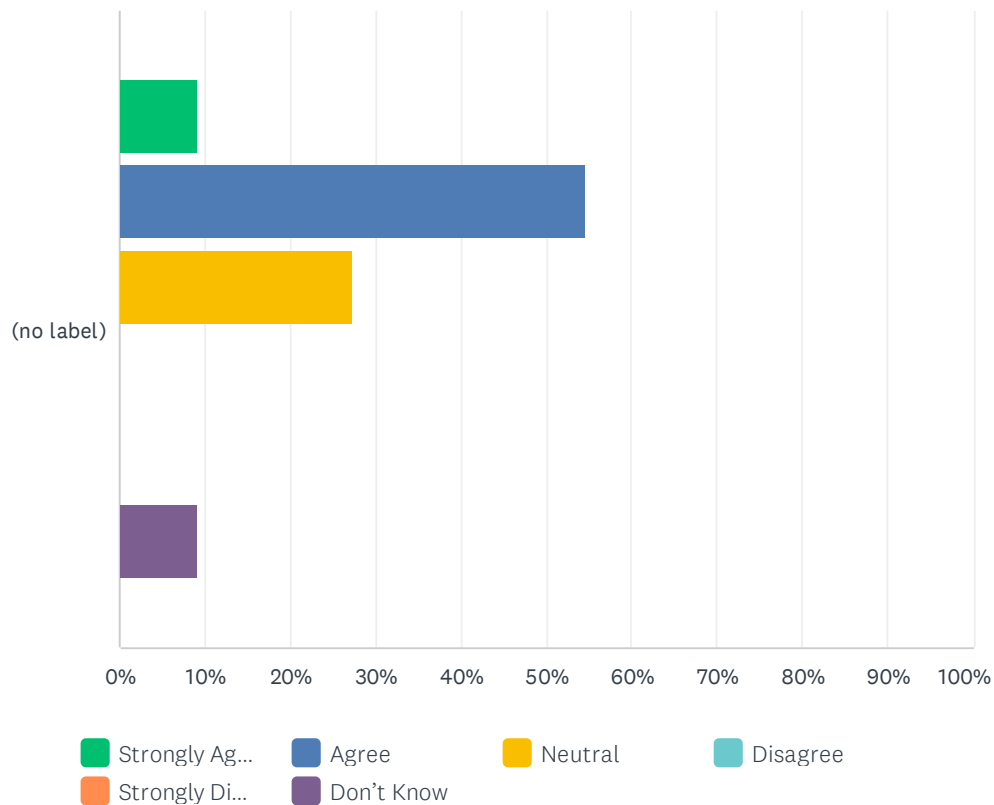
Answered: 11 Skipped: 0



	STRONGLY AGREE	AGREE	NEUTRAL	DISAGREE	STRONGLY DISAGREE	DON'T KNOW	TOTAL	WEIGHTED AVERAGE
(no label)	18.18% 2	27.27% 3	9.09% 1	36.36% 4	9.09% 1	0.00% 0	11	3.09

### Q30 At Rosary Academy, all administrators, faculty, and staff engage in ongoing professional development.

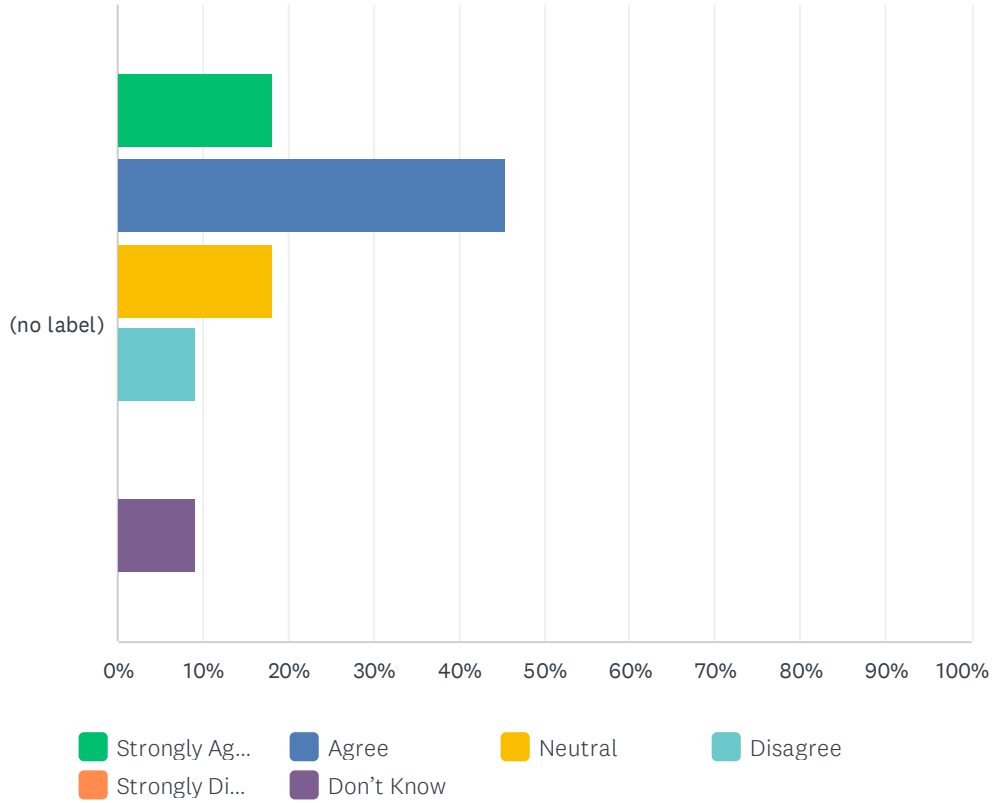
Answered: 11 Skipped: 0



	STRONGLY AGREE	AGREE	NEUTRAL	DISAGREE	STRONGLY DISAGREE	DON'T KNOW	TOTAL	WEIGHTED AVERAGE
(no label)	9.09%	54.55%	27.27%	0.00%	0.00%	9.09%	11	3.45
	1	6	3	0	0	1		

### Q31 Rosary Academy uses standardized and teacher-developed assessments to document student learning and report the outcome to parents/guardians.

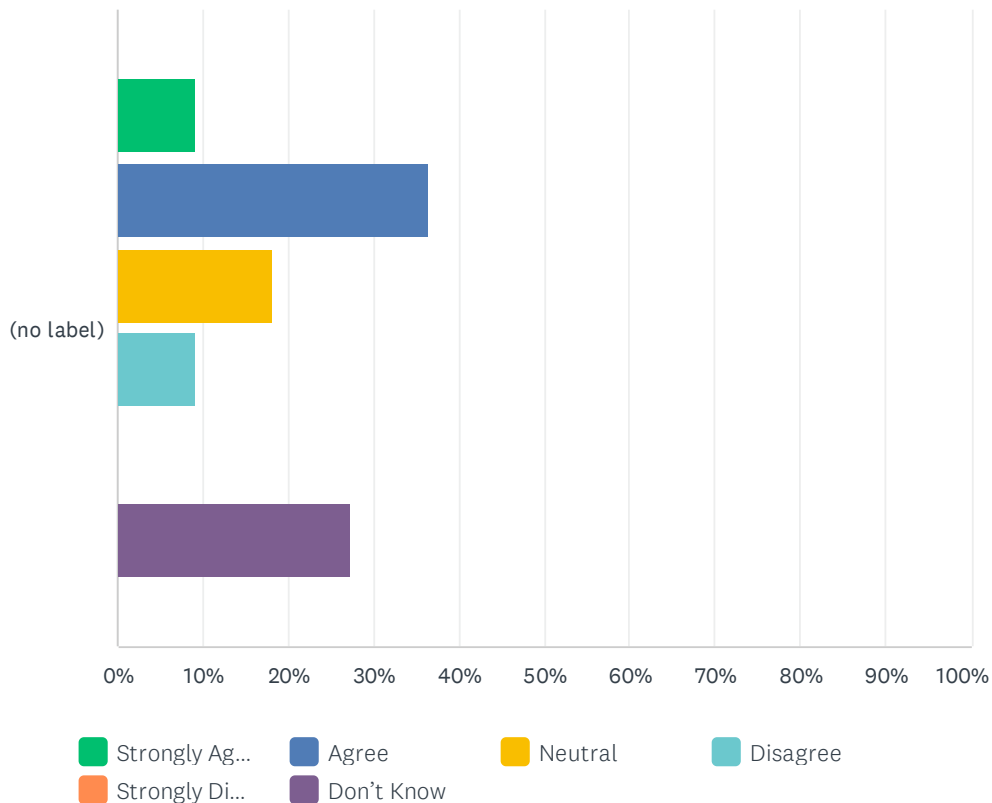
Answered: 11 Skipped: 0



	STRONGLY AGREE	AGREE	NEUTRAL	DISAGREE	STRONGLY DISAGREE	DON'T KNOW	TOTAL	WEIGHTED AVERAGE
(no label)	18.18% 2	45.45% 5	18.18% 2	9.09% 1	0.00% 0	9.09% 1	11	3.45

Q32 Rosary Academy uses the results of standardized (Pre-ACT, PSAT, ACT, and SAT) and teacher-developed (tests, projects, final exam) assessments to improve the curriculum and increase learning.

Answered: 11 Skipped: 0

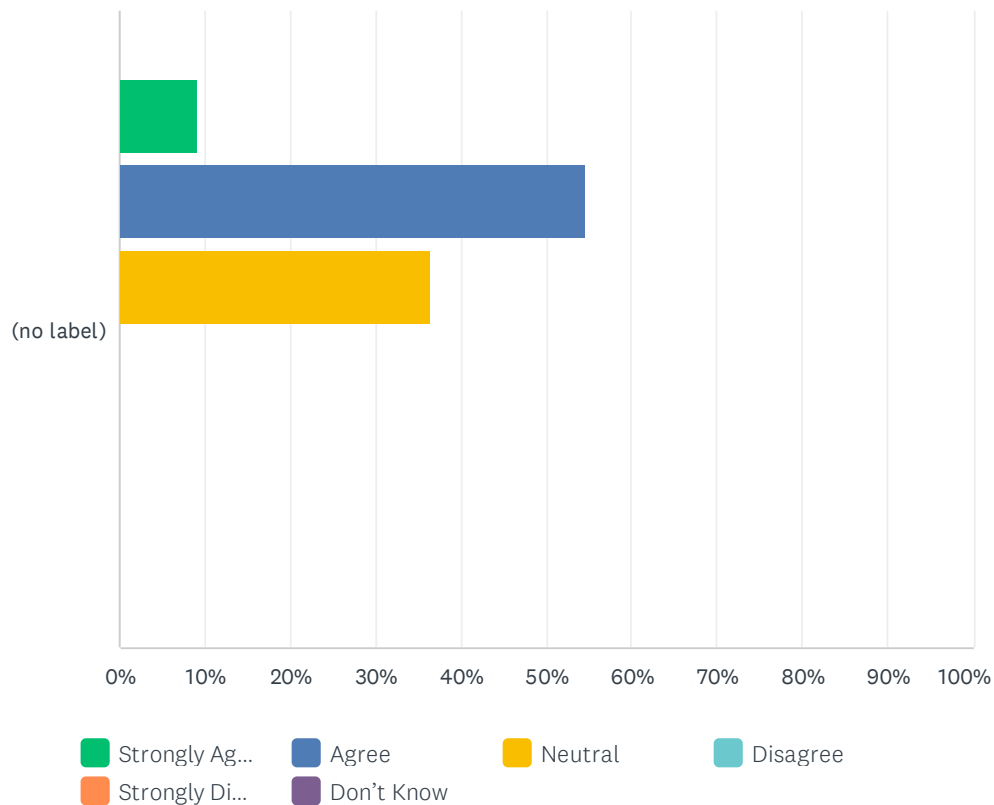


	STRONGLY AGREE	AGREE	NEUTRAL	DISAGREE	STRONGLY DISAGREE	DON'T KNOW	TOTAL	WEIGHTED AVERAGE
(no label)	9.09% 1	36.36% 4	18.18% 2	9.09% 1	0.00% 0	27.27% 3	11	2.64



### Q33 Teachers vary the types of assessments they use to monitor individual and class-wide student learning.

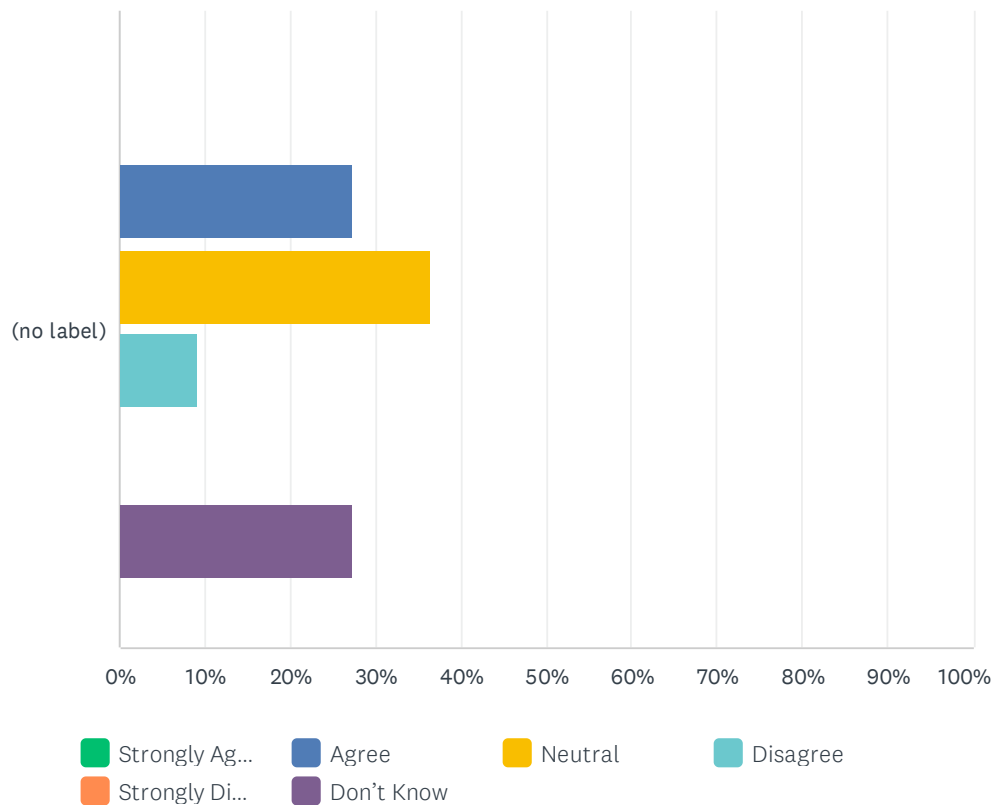
Answered: 11 Skipped: 0



	STRONGLY AGREE	AGREE	NEUTRAL	DISAGREE	STRONGLY DISAGREE	DON'T KNOW	TOTAL	WEIGHTED AVERAGE
(no label)	9.09%	54.55%	36.36%	0.00%	0.00%	0.00%	11	3.73
	1	6	4	0	0	0		

### Q34 Rosary Academy communicates how well students achieve compared to similar students locally and/or nationally.

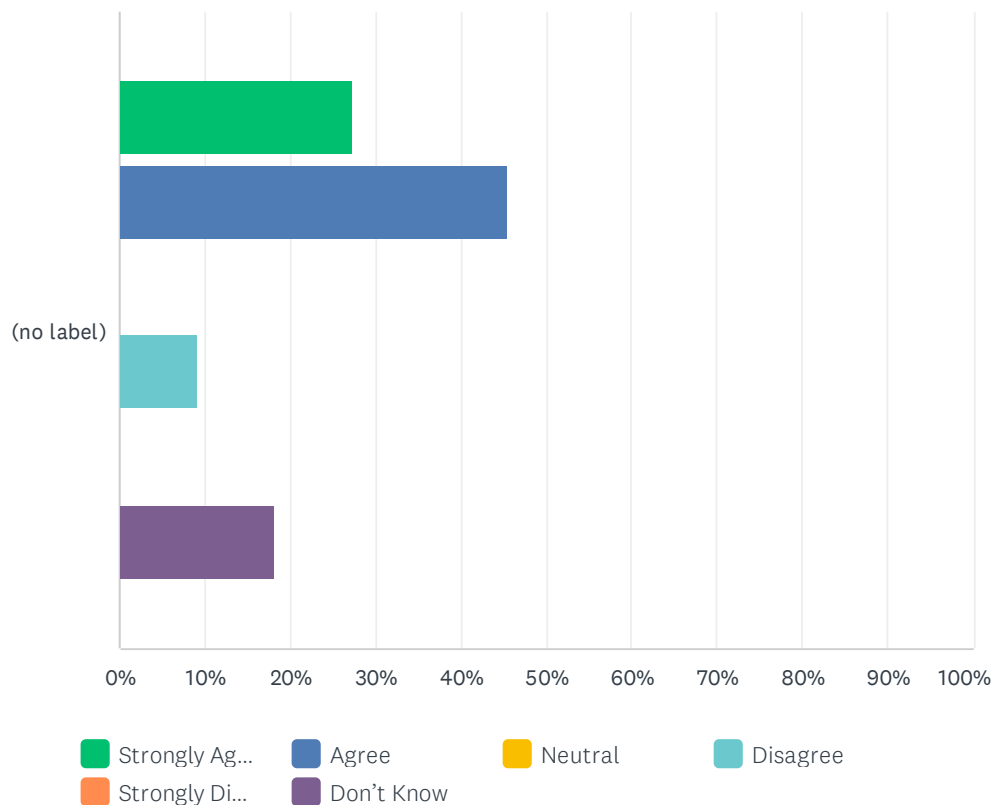
Answered: 11 Skipped: 0



	STRONGLY AGREE	AGREE	NEUTRAL	DISAGREE	STRONGLY DISAGREE	DON'T KNOW	TOTAL	WEIGHTED AVERAGE
(no label)	0.00% 0	27.27% 3	36.36% 4	9.09% 1	0.00% 0	27.27% 3	11	2.36

### Q35 Rosary Academy provides programs and services that help students successfully complete the school program (for example, guidance and resource programs).

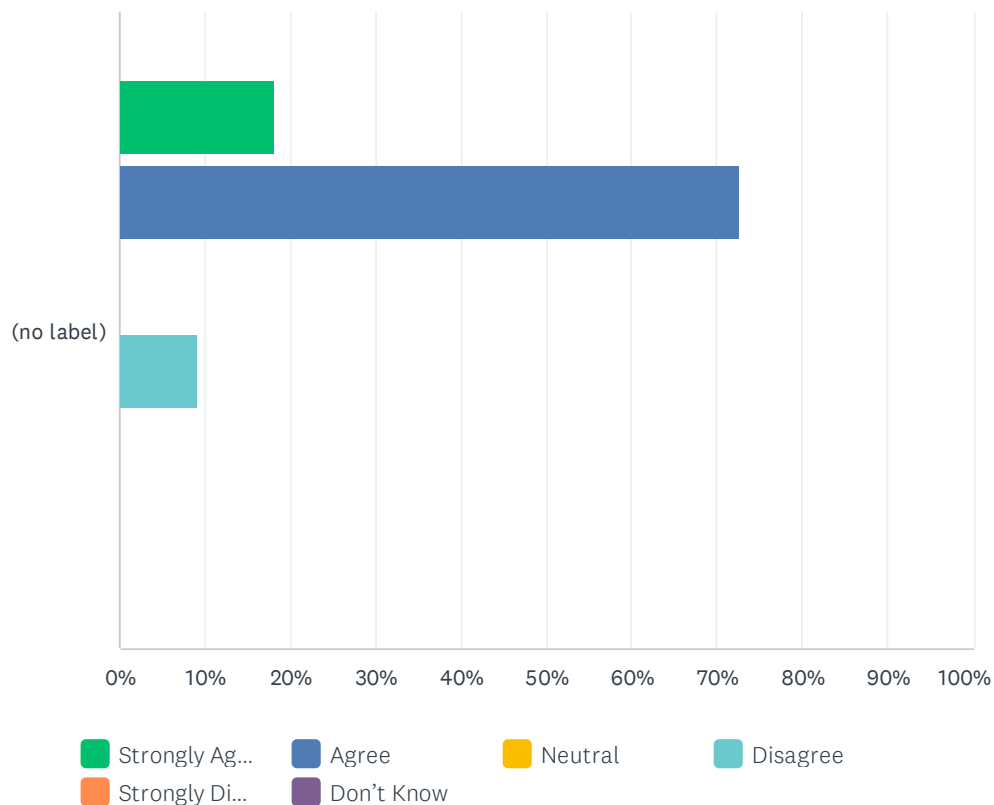
Answered: 11 Skipped: 0



	STRONGLY AGREE	AGREE	NEUTRAL	DISAGREE	STRONGLY DISAGREE	DON'T KNOW	TOTAL	WEIGHTED AVERAGE
(no label)	27.27% 3	45.45% 5	0.00% 0	9.09% 1	0.00% 0	18.18% 2	11	3.36

Q36 Rosary Academy provides enriching programs for students to develop their gifts and talents and enhance their creative, artistic, social/emotional, physical, and spiritual potential.

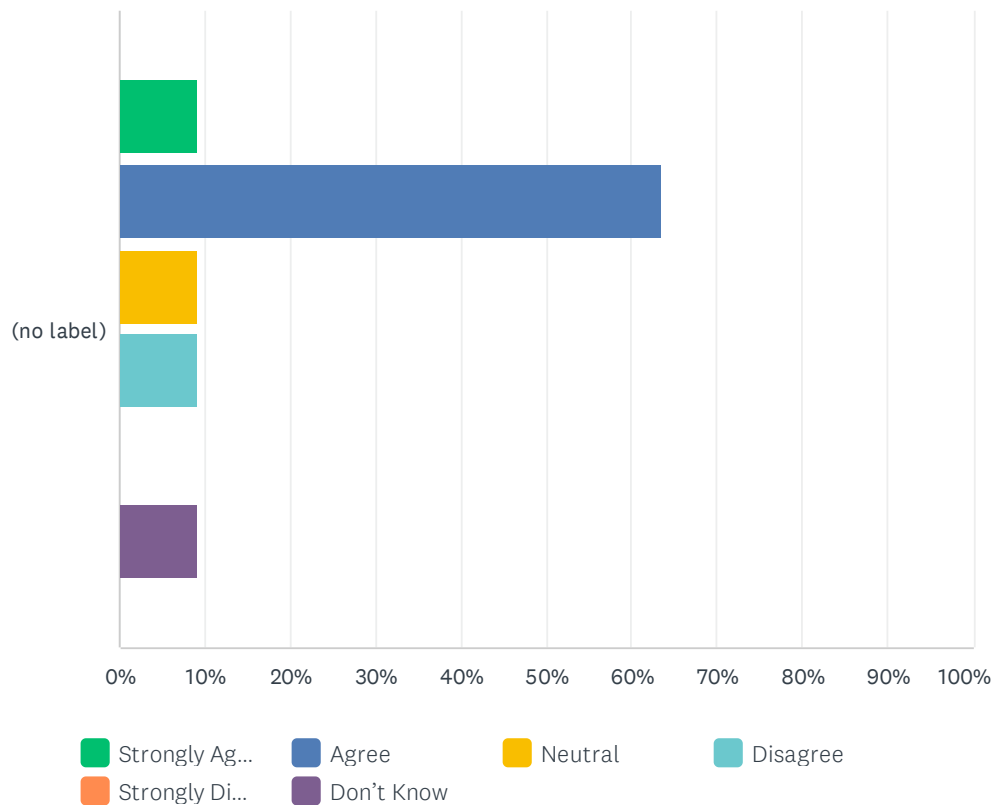
Answered: 11 Skipped: 0



	STRONGLY AGREE	AGREE	NEUTRAL	DISAGREE	STRONGLY DISAGREE	DON'T KNOW	TOTAL	WEIGHTED AVERAGE
(no label)	18.18% 2	72.73% 8	0.00% 0	9.09% 1	0.00% 0	0.00% 0	11	4.00

### Q37 Rosary Academy provides opportunities for parents/guardians to be involved in the education of their children.

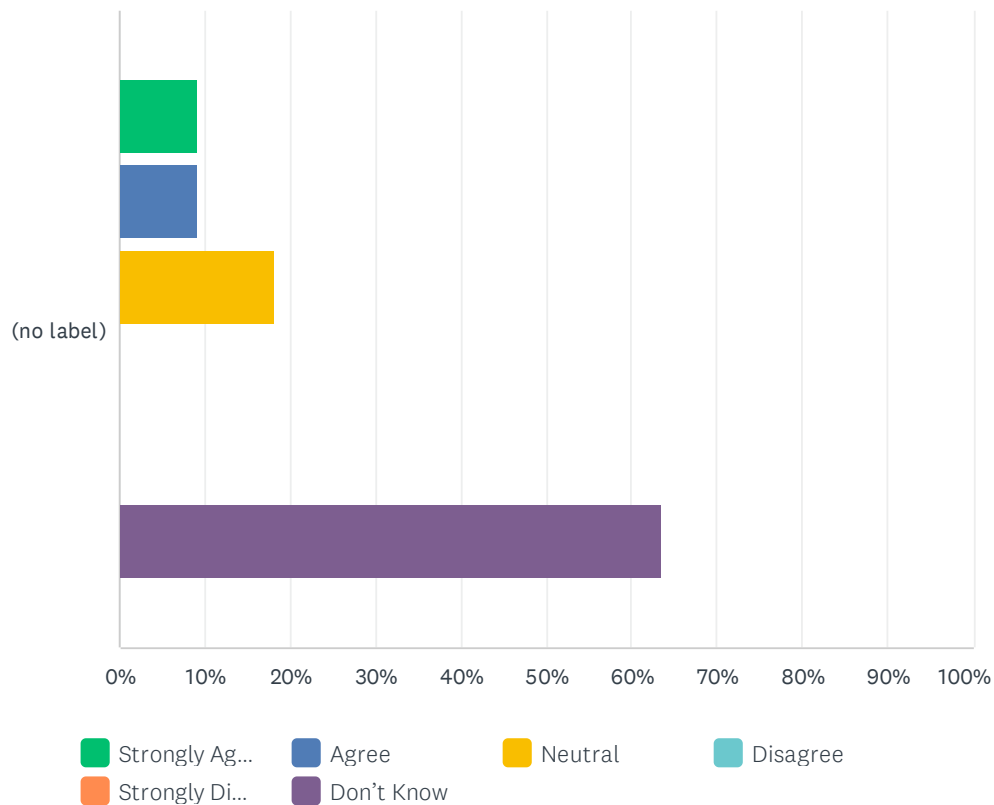
Answered: 11 Skipped: 0



	STRONGLY AGREE	AGREE	NEUTRAL	DISAGREE	STRONGLY DISAGREE	DON'T KNOW	TOTAL	WEIGHTED AVERAGE
(no label)	9.09% 1	63.64% 7	9.09% 1	9.09% 1	0.00% 0	9.09% 1	11	3.45

### Q38 Rosary Academy's financial plan results from a collaborative process including expert advisors.

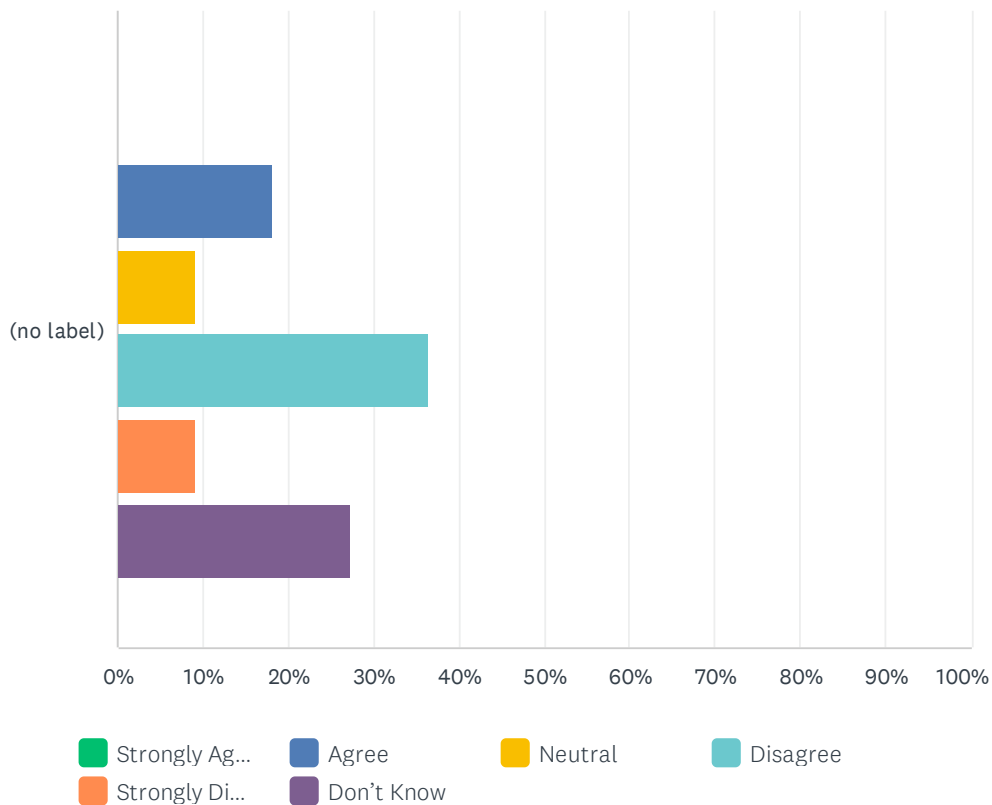
Answered: 11 Skipped: 0



	STRONGLY AGREE	AGREE	NEUTRAL	DISAGREE	STRONGLY DISAGREE	DON'T KNOW	TOTAL	WEIGHTED AVERAGE
(no label)	9.09% 1	9.09% 1	18.18% 2	0.00% 0	0.00% 0	63.64% 7	11	1.36

### Q39 Rosary Academy consistently shares its financial plan with the school community.

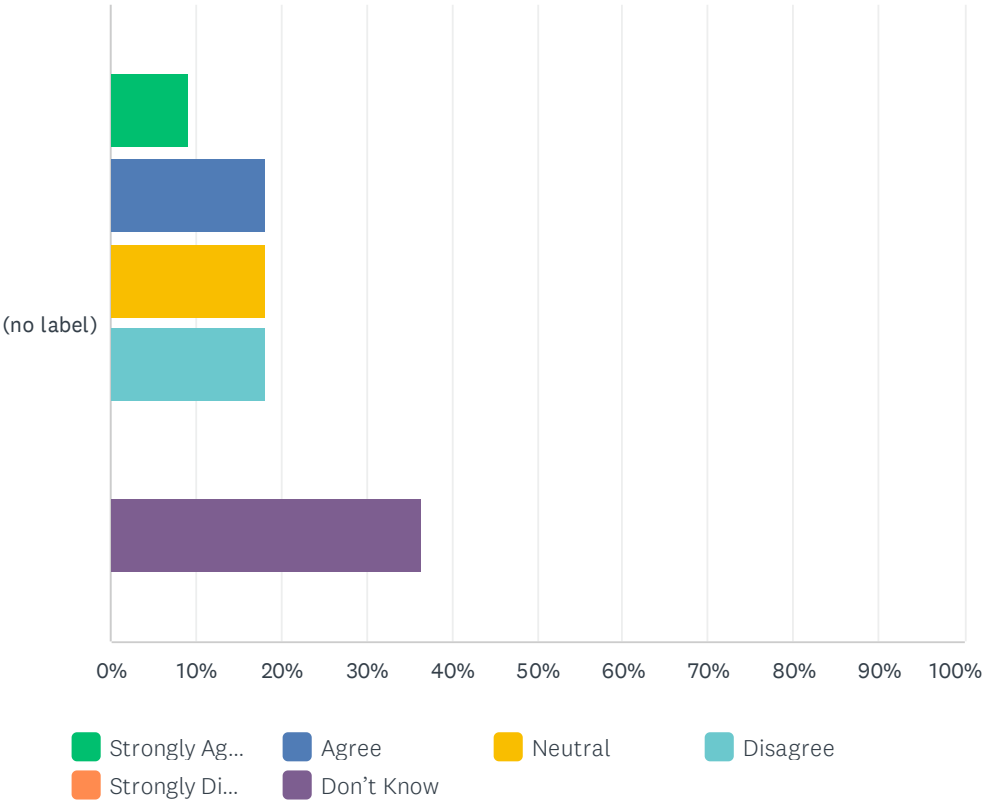
Answered: 11 Skipped: 0



	STRONGLY AGREE	AGREE	NEUTRAL	DISAGREE	STRONGLY DISAGREE	DON'T KNOW	TOTAL	WEIGHTED AVERAGE
(no label)	0.00% 0	18.18% 2	9.09% 1	36.36% 4	9.09% 1	27.27% 3	11	1.82

### Q40 Rosary Academy leaders take responsibility for ensuring that the financial plans and budgets are implemented using best practices.

Answered: 11 Skipped: 0

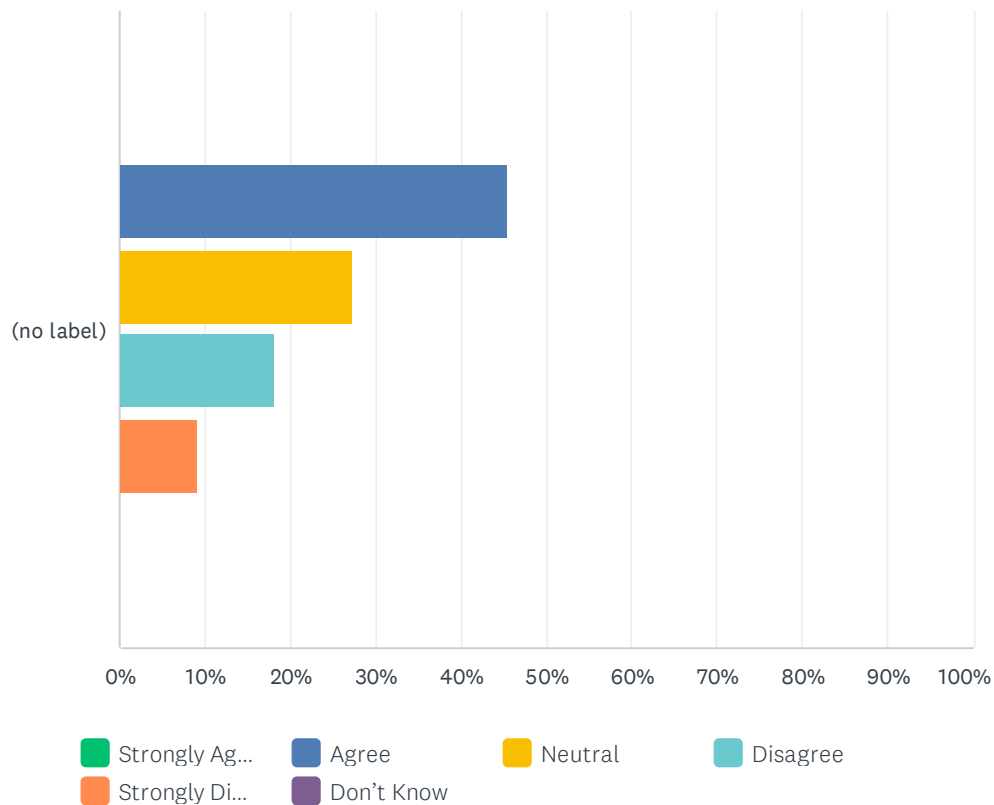


	STRONGLY AGREE	AGREE	NEUTRAL	DISAGREE	STRONGLY DISAGREE	DON'T KNOW	TOTAL	WEIGHTED AVERAGE
(no label)	9.09% 1	18.18% 2	18.18% 2	18.18% 2	0.00% 0	36.36% 4	11	2.09



## Q41 Rosary Academy treats all personnel with consistency, fairness, and justice.

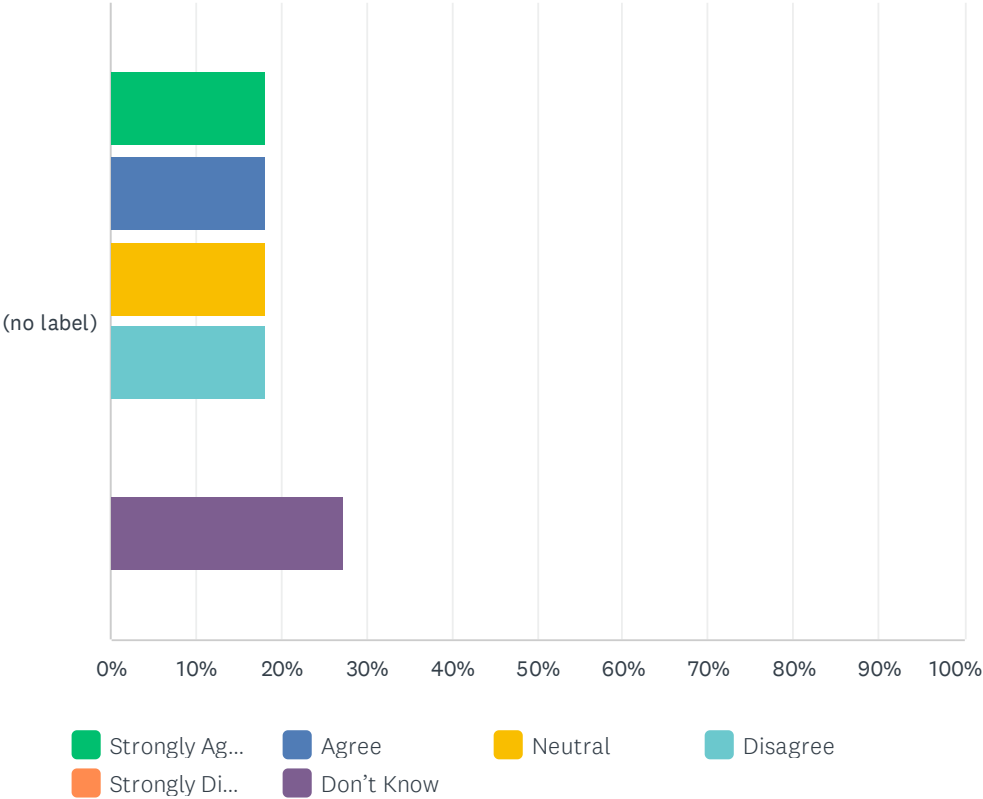
Answered: 11 Skipped: 0



	STRONGLY AGREE	AGREE	NEUTRAL	DISAGREE	STRONGLY DISAGREE	DON'T KNOW	TOTAL	WEIGHTED AVERAGE
(no label)	0.00% 0	45.45% 5	27.27% 3	18.18% 2	9.09% 1	0.00% 0	11	3.09

### Q42 Rosary Academy maintains and shares plans for managing facilities and equipment.

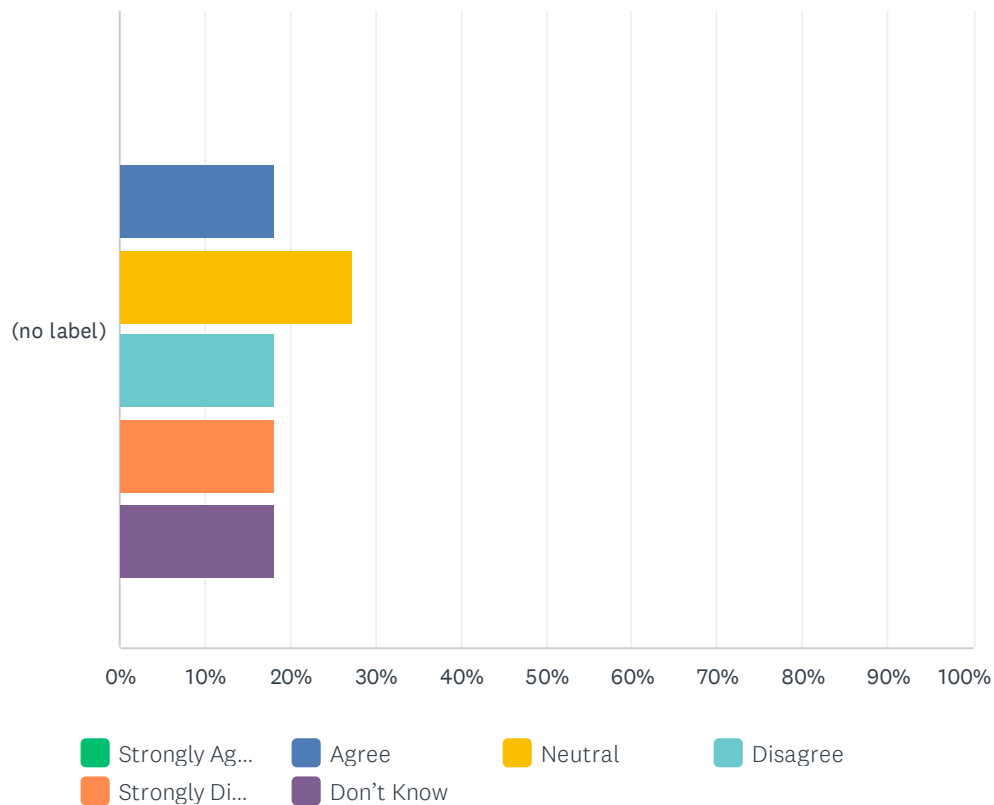
Answered: 11 Skipped: 0



	STRONGLY AGREE	AGREE	NEUTRAL	DISAGREE	STRONGLY DISAGREE	DON'T KNOW	TOTAL	WEIGHTED AVERAGE
(no label)	18.18% 2	18.18% 2	18.18% 2	18.18% 2	0.00% 0	27.27% 3	11	2.55

### Q43 Rosary Academy maintains and shares a technology management plan.

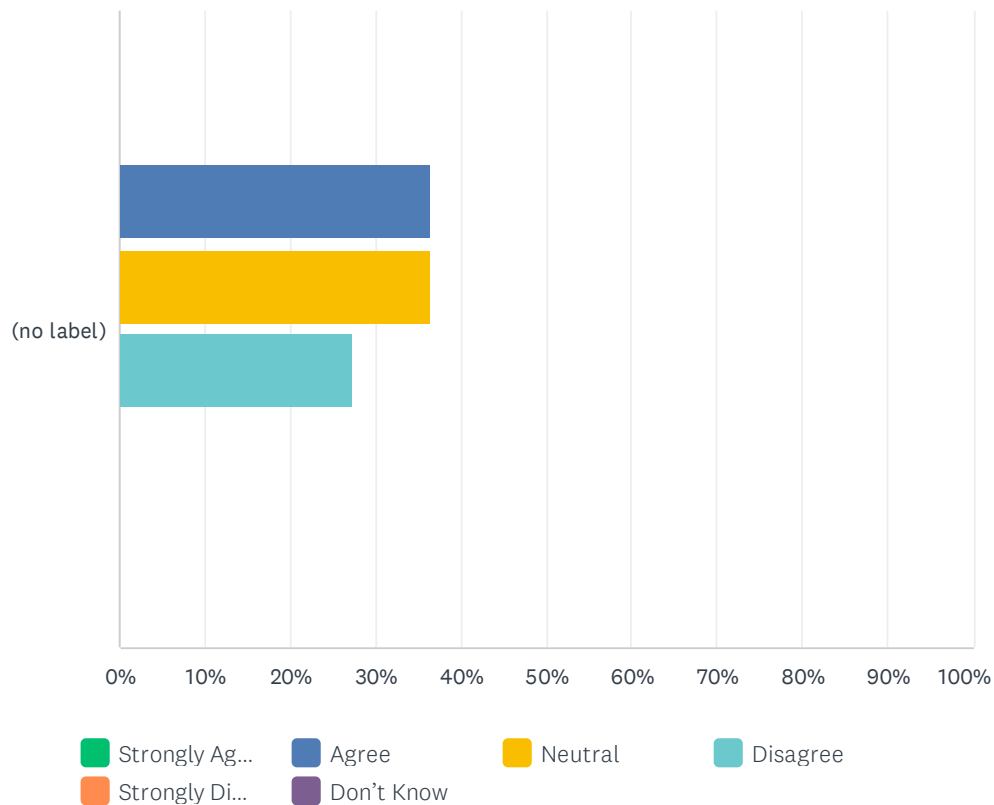
Answered: 11 Skipped: 0



	STRONGLY AGREE	AGREE	NEUTRAL	DISAGREE	STRONGLY DISAGREE	DON'T KNOW	TOTAL	WEIGHTED AVERAGE
(no label)	0.00% 0	18.18% 2	27.27% 3	18.18% 2	18.18% 2	18.18% 2	11	2.09

### Q44 Rosary Academy's facilities, equipment, and technology management plans are designed to enhance teaching and learning.

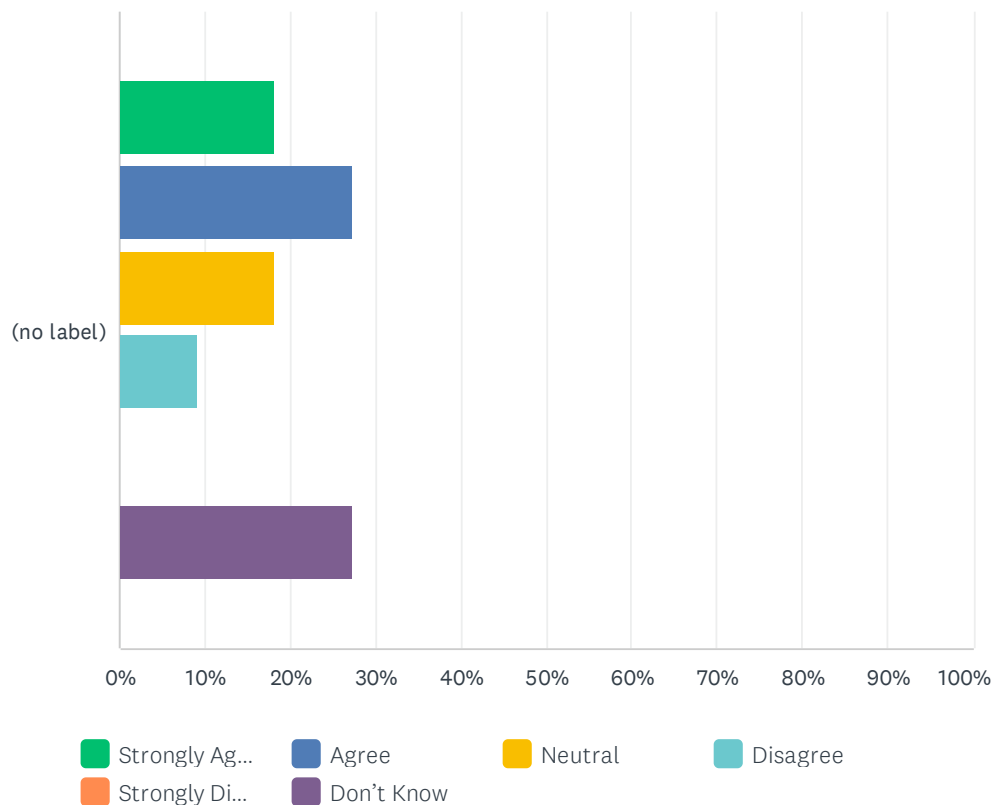
Answered: 11 Skipped: 0



	STRONGLY AGREE	AGREE	NEUTRAL	DISAGREE	STRONGLY DISAGREE	DON'T KNOW	TOTAL	WEIGHTED AVERAGE
(no label)	0.00% 0	36.36% 4	36.36% 4	27.27% 3	0.00% 0	0.00% 0	11	3.09

### Q45 Rosary Academy has an institutional advancement plan that uses current and effective strategies for communication, marketing, and development.

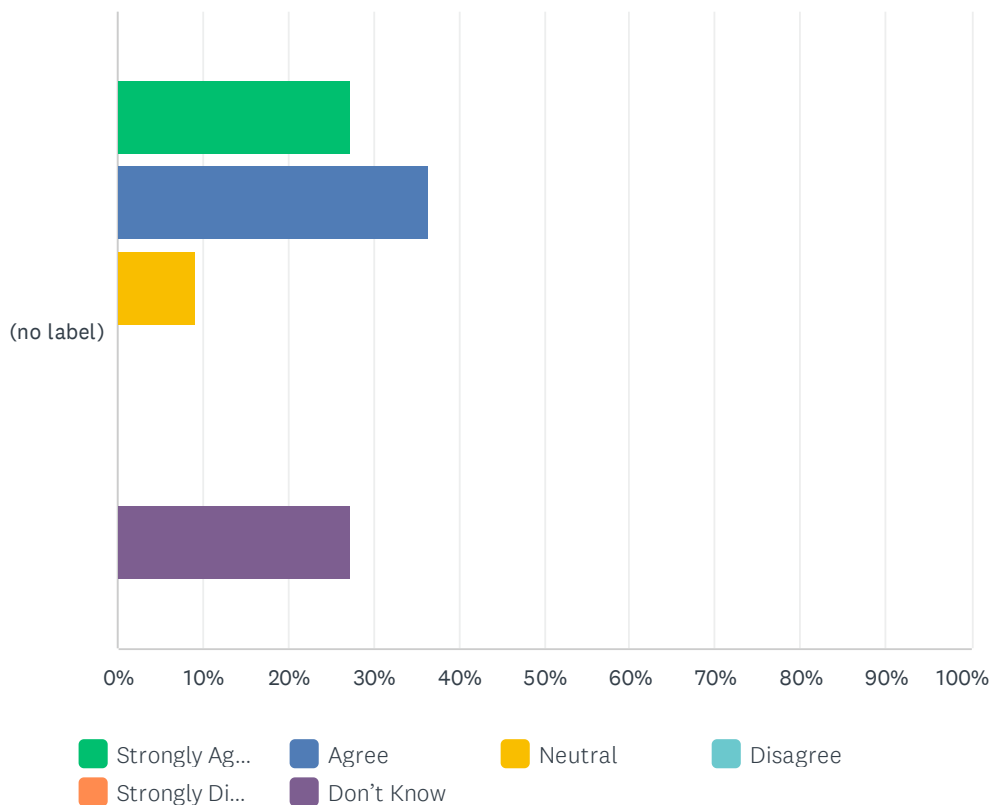
Answered: 11 Skipped: 0



	STRONGLY AGREE	AGREE	NEUTRAL	DISAGREE	STRONGLY DISAGREE	DON'T KNOW	TOTAL	WEIGHTED AVERAGE
(no label)	18.18% 2	27.27% 3	18.18% 2	9.09% 1	0.00% 0	27.27% 3	11	2.73

### Q46 Rosary Academy has an institutional advancement plan based on our mission, which uses current and effective strategies for enrollment management.

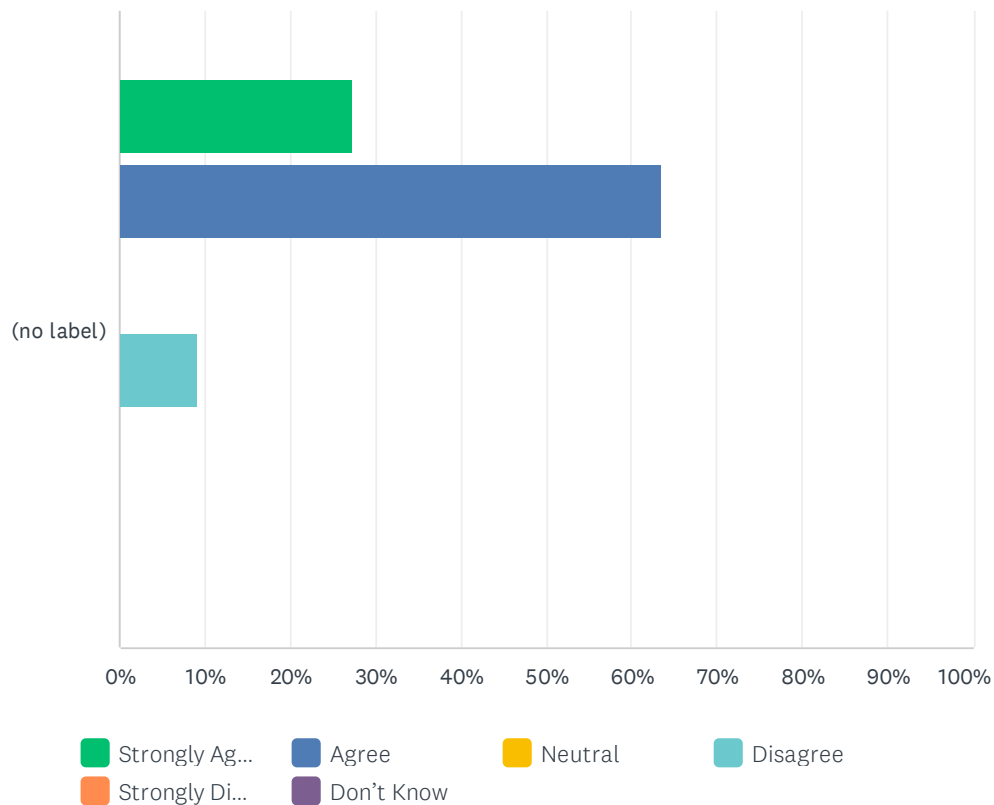
Answered: 11 Skipped: 0



	STRONGLY AGREE	AGREE	NEUTRAL	DISAGREE	STRONGLY DISAGREE	DON'T KNOW	TOTAL	WEIGHTED AVERAGE
(no label)	27.27% 3	36.36% 4	9.09% 1	0.00% 0	0.00% 0	27.27% 3	11	3.09

### Q47 Rosary Academy does a good job of attracting new students to our school.

Answered: 11 Skipped: 0



	STRONGLY AGREE	AGREE	NEUTRAL	DISAGREE	STRONGLY DISAGREE	DON'T KNOW	TOTAL	WEIGHTED AVERAGE
(no label)	27.27% 3	63.64% 7	0.00% 0	9.09% 1	0.00% 0	0.00% 0	11	4.09

**Q48 Please identify 3 of the school's areas of strength.**

Answered: 9 Skipped: 2



**Q49 Please identify 3 of the areas of growth that you believe the school should include in the Educational Improvement Plan that will be developed as a part of this accreditation process.**

Answered: 8 Skipped: 3